

QUIK-LOK[®] SHELVING PRICE LIST



Effective January 3, 2017



AURORA STORAGE PRODUCTS, INC.

EASY ASSEMBLY

Quik-Lok Shelving



1

POSITION UPRIGHT
Temporarily place one shelf support at any convenient location to properly space uprights.



2

BUILD FROM THE BOTTOM UP
Place shelf supports or quick-base (front and back) for lowest shelf only.



3

FIT SHELF OVER SUPPORTS
Then add two more supports at the next shelf location, place shelf, and continue up the unit.



4

ADD EXTRA SECTIONS
Utilize common center uprights. (An additional upright must be used to add extra sections.)

TABLE OF CONTENTS

Aurora Warranty	Page D
Terms and Conditions	Page E
Part Numbering Guide and Glossary	Page F
Media Weight Chart and Gloss-Tek™ Colors	Page G
New Standard Specials	
Browser Boxes and Periodical Display Shelves	Page H
Library Carts and Oversized Bin Dividers	Page I-K
Open Shelf Filing	
18 Gauge Letter	Page 1-2
18 Gauge Letter - Mobile Ready	Page 3-4
18 Gauge Legal	Page 5-6
18 Gauge Legal - Mobile Ready	Page 7-8
22 Gauge Letter	Page 9-10
22 Gauge Letter - Mobile Ready	Page 11-12
22 Gauge Legal	Page 13-14
22 Gauge Legal - Mobile Ready	Page 15-16
Retractable Door Units, Cabinets, and Combination Units	Page 17
X-Ray Shelving	Page 18
18 Gauge Standard Quik-Lok Closed Shelving	Page 19-20
18 Gauge Standard Quik-Lok Open Shelving	Page 21-22
Aurora Bookcase	Page 23
Library Shelving	
Closed Back, Laminate Top	Page 24
Open Back, Laminate Top	Page 25-26
Double Wall Open Shelf Filing	Page 27
Library - Magazine & Door Units, Media, and Accessories	Page 28
Shelving Components	
Closed L&T Uprights	Page 29-30
Open L&T Uprights	Page 31-32
Library & Double Wall Uprights	Page 33-34
Shelves, Slotted, Non-Slotted	Page 35-36
Library Shelves	Page 37-38
X-Ray Shelves	Page 38
Punched Shelf, Bin Dividers, Bin Fronts, Garment Racks	Page 39
Shelf Supports, Reinforcements, Center Stops, Dividers	Page 40
Miscellaneous Components, X-Ray Dividers, Back Panels, Demo Kits, Back Stops, Quik-Base™, Reference Shelf, Aisle Ties, Small Parts	Page 41
Weapons Storage and Back Panel Layout	Page 42-44
Security Doors	
Quik-Doors, Extension Kits, Retractable Doors, Sliding Doors, Quik-Roll	Page 45-46
Filing Drawer	
With Lock	Page 47-48
Without Lock	Page 49-50
Accessories, Electronic Keypad Lock, Rails, Converter Bars, File Dividers	Page 51
Configuration Chart	Page 52-53
Divided Drawers	
With Lock	Page 54-55
Without Lock	Page 56-57
Accessories, Electronic Keypad Lock, Partitions, Dividers	Page 58-59
Divided Drawer Chart	Page 60
Laminates	
Laminated Filler End Panels	Page 61
Laminated End Panels	Page 62

CERTIFICATE OF WARRANTY

Lifetime Limited Warranty: Subject to the conditions stated below Aurora Shelving, Aurora Mobile Systems, Times-2/Times-2 Elite Cabinets and Aurora Museum Cabinets warrant to the original purchaser exclusively that the shelving, carriages, the rotary cabinets and museum cabinets ("structural frames") manufactured by Aurora Storage Products, Inc., will be free from defects in materials and workmanship other than normal wear and tear for the lifetime of the structural frames. During the warranty period, all parts will be provided at no cost. Labor is included at no cost during the first year of the warranty period. For purposes of this warranty, structural frames shall be deemed to exclude all moving parts, controls and guides that have immediate contact with moving parts.

10-Year Limited Warranty: Aurora also warrants that all carriage drive motors shall be free from defects in materials and workmanship other than normal wear and tear for a period of ten (10) years from the date of the customer's written acceptance of installation. During the 10-year warranty period, the carriage drive motor will be provided at no cost. Labor is included at no cost during the first year of the 10-year warranty period reimbursed as per the Labor Reimbursement Schedule.

5-Year Limited Warranty: Aurora also warrants that all equipment, other than structural frames and carriage drive motors, shall be free from defects in materials and workmanship other than normal wear and tear for a period of five (5) years from the date of the customer's written acceptance of installation. During the 5-year warranty period, all covered parts will be provided at no cost. Labor is included at no cost during the first year of the 5-year warranty period reimbursed as per the Labor Reimbursement Schedule.

1-Year Limited Warranty: Aurora also warrants that ceramic heaters contained in the Aurora Drying Cabinet shall be free from defects in materials and workmanship other than normal wear and tear for a period of 1 year from the date of the customer's written acceptance of installation. During the 1-year warranty period, all covered parts will be provided at no cost. Labor is included at no cost during the first year of the warranty period reimbursed as per the Labor Reimbursement Schedule.

If any warranted product shall be proved to Aurora's satisfaction to be defective, such product shall be repaired or replaced at the option of Aurora. All warranty service for any product manufactured by Aurora must be performed by an authorized Aurora factory representative. This warranty shall be void if any portion of the purchase price shall be due but unpaid in accordance with the terms pursuant to which the product was sold. This warranty shall not apply to product installed, repaired or moved by any party other than an authorized Aurora factory representative or to defects or damage caused by (a) Acts of God or other circumstances beyond Aurora's control, (b) improper installation, (c) improper electrical supply or environmental conditions, (d) improper operation, maintenance, or storage, or (e) other than normal use or service. **EXCEPT FOR THE EXPRESS WARRANTIES SET FORTH ABOVE, AURORA MAKES NO WARRANTIES, IMPLIED OR OTHERWISE, AND AURORA SPECIFICALLY DISCLAIMS ANY IMPLIED WARRANTY OF MERCHANTABILITY OR FITNESS FOR A PARTICULAR PURPOSE.**

The Certificate of Warranty must be completed by the respective dealer, accepted and signed by the customer, and sent to Aurora Storage Products, Inc. upon completion of the installation. If the Certificate is not on file, all reimbursement for warranties shall be declined.

Limitation of Liability: Repair or replacement of any defective equipment, or refund of the purchase price paid by the customer in the event Aurora determines such equipment cannot be repaired or replaced, shall be the customer's exclusive remedy for breach of the warranty for product defects, however caused, and in no case shall Aurora be liable for incidental, consequential, special or other damages, or loss of profits or revenues whether as a result of breach of contract of warranty, Aurora's negligence, or otherwise. Aurora shall have no liability for any advice or assistance by any party outside the scope of Aurora's written specification for the manufacture, operation or maintenance of the warranted equipment.

TERMS AND CONDITIONS

PRICES

All prices printed herein supersede all previous prices and are subject to change without notice. These prices are F.O.B. origin, Aurora, Illinois, exclude freight and are subject to an additional charge for special color, special packaging, states' sales or consumer taxes as required. One order constitutes one color with only one delivery address.

SALES POLICY

Possession of this price list does not constitute authority to purchase and/or sell products contained within. Aurora Storage Products has the right to refuse any purchase order.

GLOSS-TEK COLORS AND WOOD-TEK

Aurora Storage Products are coated in Gloss-Tek™ an eco-friendly, non-emissive textured powder coat. There are 31 standard colors; custom colors are available and are subject to longer lead time and an additional charge. A metal color chip of the special color is necessary for paint matching.

NOTE: Even with metal sample matching, shading and gloss can vary. Be careful when matching new equipment to product of the same color that has been in the field for several years. Products closely exposed to fluorescent lighting or sunlight can fade. If a perfect match is required, forward a sample to Customer Service.

WOOD-TEK PRODUCT

Orders of non-standard Wood-Tek stain and wood species require a stain match and approval. Special caution must be given to matching new product to product which has been in the field for several years. Product exposed to sunlight or fluorescent lighting can fade or darken. Aurora Storage Products will not guarantee or be responsible for the character of wood including natural variations in color, grain, and texture, and may differ slightly from sample.

TERMS OF PAYMENT

Net 30 days from date of invoice. We accept Visa and Master Card.

WEIGHTS

Weights are not intended to be used for structural load bearing calculations. Shipping weights can be obtained from Quik-Quote or by consulting Aurora Customer Service.

SPECIFICATIONS

Subject to change without notice.

DISCONTINUED ITEMS

We reserve the right, without notice, to discontinue the manufacture and sale of any items printed herein.

FREIGHT POLICY

Aurora Storage Products offers multiple freight options. Aurora Storage Products ship as Class 70, F.O.B., Aurora, IL 60506. Other freight options include:

- Third Party, F.O.B. point of destination
- Collect, F.O.B. point of destination
- Prepaid and add, F.O.B. point of origin
- UPS shipments will ship prepaid and add actual cost.
- PRIME Program (Positive Rate Information and Management Equalizer) is a very competitive freight program that allows Aurora Storage Products to pass full freight discounts directly to all Authorized Aurora Product Dealers.

Normal delivery is dock-to-dock. Special requests such as inside delivery, lift gate service, residential delivery, etc. are subject to additional charges. All accessorial changes not requested on purchase order will be the responsibility of the consignee.

Delivery date and time are at the discretion of the carrier within reasonable transit time unless special arrangements have been made between the customer and Aurora Storage Products.

Customer routed shipments and pick-ups must be picked up from Aurora Storage Products within 48 hours of notification that the shipment is ready or Aurora Storage Products will ship prepaid and add.

TITLE TO MERCHANDISE

Title to merchandise shall pass to the buyer upon delivery by Aurora Storage Products to the carrier on FOB Factory. Buyer acknowledges that once Aurora Storage Products delivers goods to the carrier, title to the goods and risk of loss will pass to the buyer. If the goods are damaged by the carrier while in transit, the buyer has the sole obligation of seeking recourse from the carrier. If the goods are lost by the carrier, buyer may at their option either:

- 1) File a freight claim with carrier.
- 2) Place a new purchase order with Aurora Storage Products.

ORDER CHANGES

Any changes to an order after 5 days of the date of the first order acknowledgement are subject to a change order fee of \$100 for every change.

At the discretion of Aurora Storage Products any changes to orders after receipt of an order acknowledgement are assigned a new delivery date regardless of the lead time quoted.

CANCELLATION CHARGES

If customer cancels an order after 5 days of the date of the first order acknowledgement, customer shall be subject to a charge of 20% percent of the net amount of the order.

SPECIAL ITEM CHANGES OR CANCELLATIONS

Non-standard, specially designed product, or purchased items such as Quik-Roll™ or laminates may not be changed, cancelled, or returned for credit. Aurora Storage Products reserves the right to determine what products are special.

DAMAGE IN TRANSIT

CAUTION: When you give the delivering carrier a clear receipt for a shipment in which there is damaged merchandise or a shortage, the carrier and Aurora Storage Products are relieved of further responsibility.

All packaging is in accordance with carrier requirements.

For your protection, before accepting any shipment, examine it carefully. If there is evidence of damage or a shortage, insist that the delivering carrier make suitable notation to that effect on the freight bill before you sign it.

If, after receipt of shipment, concealed damage is discovered, immediately **notify the delivering carrier**, requesting immediate inspection. The inspection report should be used to support your claim against the carrier. *NOTE:* Carriers require notification of concealed damage within 24 hours of delivery. Aurora Storage Products also needs to be notified of any concealed damage claims.

Any claim for damage or shortage on non-PRIME carrier shipments must be noted by you with the non-PRIME delivering carrier. Aurora Storage Products will not accept the return of merchandise damaged in transit. Your recourse is with the delivering carrier. Freight claim filing is the responsibility of the consignee and not Aurora Storage Products unless a PRIME carrier is used for the shipment.

SHIPMENT SHORTAGE CLAIMS

Shortage claims reported after 15 days beyond the shipment date will not be honored.

RETURN GOODS POLICY

1. Requests in writing for Return Goods Authorization must be made to the Aurora Storage Products Customer Service Department within 21 days of the shipment from Aurora Storage Products.
2. Aurora Storage Products will determine the eligibility to return any material and will notify the requester within 5 days upon receipt of written request. Aurora Storage Products will also instruct the requester to return the material to Aurora Storage Products or dispose of such before the issuance of the appropriate credit.
3. Special items and items not manufactured by Aurora Storage Products (purchased) will not be eligible for return.
4. Any material returned to Aurora Storage Products or disposed of without the proper authorization by Aurora Storage Products will be refused and no credit will be issued.
5. Returned goods must be shipped freight prepaid at the requester's expense within 30 days of receipt of written authorization. The requester must determine the carrier. If the RGA is due to a Aurora Storage Products error, freight can ship collect via PRIME carrier.
6. All material returned must be received in original packaging. Credit will be given on returned resalable material, only after receipt and inspection by Aurora Storage Products. All returned material must be accompanied by the Return Goods Authorization form. Credit for authorized returns are subject to a 25% restocking charge on the net acceptable material value.
7. Total value of returned material must exceed \$200.00 net.

SPECIAL PACKAGING

All material will be shipped in standard pack quantities unless otherwise specified on the purchase order. Where special requests are made for packaging that differs from the standard pack containment, customer bears full responsibility for the cost of such packaging as well as the condition of the product. Aurora Storage Products shall in no way be held responsible for improper packaging or damage in transit.

Aurora Storage Products reserves the right to change or modify packaging or package quantities without notice.

If customer requests that skidding be utilized, the customer shall bear the cost of the skids. At times it may be necessary to consider special crating. Consult the factory for crating charges.

PRODUCT ASSEMBLY

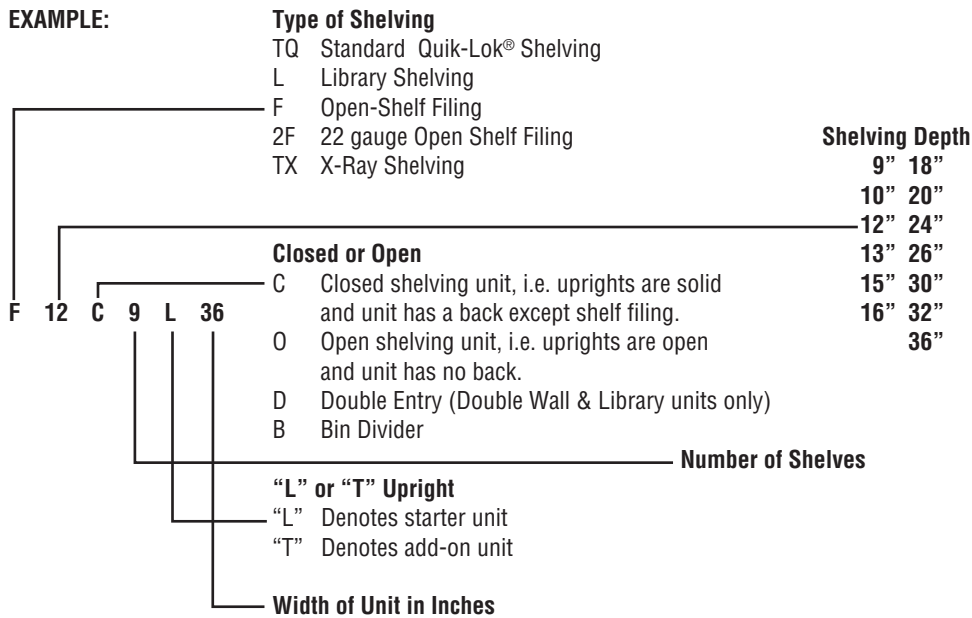
Aurora Storage Products are shipped "KD" (unassembled) and assembly is required at the job site. Consult appropriate installation manual.

PART NUMBERING GUIDE

Ordering Tips:

The part numbering system for all Aurora Shelving Products describes the individual components or units in complete detail. This system will simplify your ordering and provide a visual check on the size of related parts. Following are general rules:

1. What do part numbers mean?



2. **Remember: When using part numbers for shelving units, TWO uprights are included for starters and ONE upright for add-ons.**
3. For each shelf that you order you must have two shelf supports.
4. In the part number, the number of shelves includes the top shelf. To figure the number of openings subtract one from the number of shelves. Thus a 9 shelf unit has 8 openings.
5. Sliding doors are available in 72" and 108" widths only—they will not fit on 36", 42", 48" wide units when standing by themselves.
6. When ordering extra slotted shelves with file dividers, make certain that you also order a backstop for single access and a center stop for double access.
7. Shelves for open shelf filing have a 3/4" profile and are available in either 18 or 22 gauge. Shelf supports for open shelf filing have a 3/4" profile and are available in 11 or 14 gauge.
8. Standard Quik-Lok® shelves have a 3/4" profile and are available in 18 and 22 gauge. Heavy duty supports have a 1 1/4" profile and are available in 11 and 14 gauge.

GLOSSARY

ATAisle Tie	FDFile Divider	RReinforcement
BBack	FHDFull Height Divider (X-Ray)	RDRetractable Door
BBBrowser Box	FHDDEFull Height Divider (Double Entry) (X-Ray)	RDLRetractable Door w/Lock
BCBookcase	GARGarment Cabinet	RLPHanging Bar Rails
BLBack Stop (Library)	HFHanging Folder Package	RSReference Shelf
CARTLibrary Cart	LLibrary Shelf	RTReinforcement Open-Shelf Filing
CBConverter Bar	LEPLaminate End Panel	S1 1/4" High Shelf Support
CFCenter Stop Slotted	LFLeveler Foot	SBSlotted Back Stop
CLClosed "L" Upright	LFSLaminate Filler	SBPKDrawer Slide Bracket Pack
CLCenter Stop (Library)	LHTLabel Holder Open-Shelf	SDSliding Door
CLSCenter Stop Slotted (Library)	-MMobile Ready	TNon-Slotted Shelf
COMCombination Units	MDMagazine Door	TPPunched Shelf
CPClothespin	OLOpen "L" Upright	TQStandard Quik-Lok® Shelving
CQCenter Stop (Stand. Quik-Lok®)	OTOpen "T" Upright	TS3/4" High Shelf Support
CTClosed "T" Upright	PARPartition	TXX-Ray Shelving
CXCenter Stop Slotted (X-Ray)	PDSPeriodical Display Shelf	WCWall Mounted Cabinets
DIVDivider for Divided Drawer	PFPlastic Foot	WL"L" Upright (Library)
DSDouble Slotted (X-Ray)	PSPost Shim	WLF"L" Upright 40 1/4" H (Library)
D(xxxxx)DWRDivided Drawer	QBQuik-Base™	WSWire Book Support
D(xxxxx)DWRLDivided Drawer w/Lock	QDQuik-Door™ w/Lever Handle	WT"T" Upright (Library)
F(xxxxx)DWRFile Drawer	QDRQuik-Door™ w/Round Handle	WTWall Tie
F(xxxxx)DWRLFile Drawer w/Lock	QRQuik-Roll™	WTF"T" Upright 40 1/4" H (Library)
FSlotted Shelf		

MEDIA WEIGHT CHART

Capacity, workflow, square footage and equipment selection are four important elements to space planning. The fifth element leading to a successful design is confirmation of your building's weight load.

To ensure your project is a success, please confirm that the building floor is capable of supporting a fully loaded system that consists of the estimated Aurora system and media weight. We can help by providing your team with equipment and media weight estimates. We can also help with providing alternate equipment configurations and floor load reinforcement solutions if needed.

Please note that the estimated weight for letter and legal filing are based on an average of the ranges published by BIFMA* (Business and Institutional Furniture Manufacturers Association). Both filing estimates from BIFMA and other media estimates provided here by Aurora can vary based on the specific type of materials stored. We provide these estimates only as a guide.

* Vertical Files - Tests
ANSI/BIFMA X5.3-1997

FLOOR LOADING WEIGHTS PER FILING INCH

Media	Weight Per Filing Inch	Form Size –H–	Form Size –D–
Letter Size	2.3 lbs.	9½"	11 ²⁹ / ₃₂ "
Legal Size	2.8 lbs.	9½"	15 ¹ / ₃₂ "
Books	1.30-2.4 lbs.	Various	Various
5" x 3" Index Cards	.5 lbs.	4½"	5 ¹ / ₃₂ "
6"x4" Index Cards	.7 lbs.	4½"	5 ¹ / ₃₂ "
6"x2¾" Check	.8 lbs.	2¾"	6"
4½"x8¾" Check	.6 lbs.	4½"	8¾"
Tab Cards	.7 lbs.	4½"	7 ¹³ / ₃₂ "
Securities	5.1 lbs.	12"	18 ¹ / ₈ "
Binders	2.8 lbs.	12"	6 ⁷ / ₁₆ "
Periodicals	2.6-3.0 lbs.	Various	Various
X-Ray	7.3 lbs.	14.88	7¾"

GLOSS-TEK™ COLORS

All colors are supplied in Aurora's exclusive Gloss-Tek™ powder coat finish. Always refer to the color number when ordering.

STANDARD COLORS

Color Number	Unit Color
05	Adobe®
80	Beachwood
81	Black®
30	Blue Storm
19	Chisel
60	Chocolate
42	Copra
10	Cranberry Red
53	Desert Sand
02	Gray Mist®
25	Gray Sky
31	Heritage Blue
15	Moondust
64	Mushroom®
70	Obsidian
50	Oliva
78	Navy
86	Pebble Gray
73	Pebble Tan®
17	Pewter
94	Sand®
40	Stone

Color Number	Unit Color
51	Parchment®
20	Limón
39	Birch
34	Summit
11	Off-White®
90	Pure White

METALLIC COLORS

Color Number	Unit Color
105	Baja
120	Aluminum
115	Quicksilver

Metallic finishes 15% upcharge over net value.

END PANEL OPTIONS

LOW PRESSURE LAMINATE COLORS

- Antique White
- Black
- Fog Gray
- Manitoba Maple

HIGH PRESSURE

**WILSONART LAMINATE COLORS

Pricing includes standard Wilsonart High Pressure Laminates. **Wilsonart Premium and High Definition Laminates are also available as a custom order. Call Customer Service for a quote or for other laminate supplies or color options.

CUSTOM COLORS

Additional Charges Apply. Contact Customer Service for more information.



= X·P·R·E·S·S

Xpress Colors

Gray Mist and Pebble Tan.
Ships within 2 business days.

Adobe, Black, Mushroom, Off-White,
Parchment, and Sand.
Ships within 5 business days.

NEW STANDARD SPECIALS

Here are some of our new Standard Specials, products that we have made upon request of our dealers and found popular enough to introduce as standard special offerings.

We also have available the following products that we will quote upon request:

Slat Wall End Panels & Back Panels

Vented Doors & Back Panels

Perforated Shelves

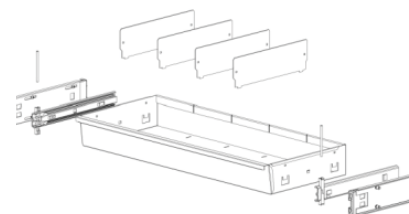
Punched Divider Rod Shelves

Single Door Quik Doors

BROWSER BOXES

Browser Boxes are mounted with slides to standard closed shelving uprights (15" deep, order separately) and are designed to hold DVD's, Tapes, CD's, Video Cases, etc. Comes with 4 dividers, left and right hand slides and black rubber mat liner.

ITEM NUMBER	W D H	WEIGHT	LIST PRICE
30154BB00	30" x 15" x 4"	15.00 lbs	\$710.00
30156BB00	30" x 15" x 6"	17.00 lbs	\$735.00
36154BB00	36" x 15" x 4"	19.25 lbs	\$750.00
36156BB00	36" x 15" x 6"	21.25 lbs	\$770.00
42154BB00	42" x 15" x 4"	23.50 lbs	\$780.00
42156BB00	42" x 15" x 6"	25.50 lbs	\$805.00
48154BB00	48" x 15" x 4"	28.25 lbs	\$810.00
48156BB00	48" x 15" x 6"	30.25 lbs	\$835.00



PERIODICAL DISPLAY SHELVES

Periodical Display Shelf slants at a 10° angle, has a front return and accommodates comic books, periodicals, small manuals, etc. Used with 12" or 24" L or T LIBRARY uprights (order separately). Order caps for exposed upright tops.

DOUBLE ENTRY

ITEM NUMBER	W D H	WEIGHT	LIST PRICE
3024PDS00	30" x 24" x 10"	19.25 lbs	\$710.00
3624PDS00	36" x 24" x 10"	23.00 lbs	\$735.00
4224PDS00	42" x 24" x 10"	26.85 lbs	\$750.00
4824PDS00	48" x 24" x 10"	30.75 lbs	\$770.00

SINGLE ENTRY

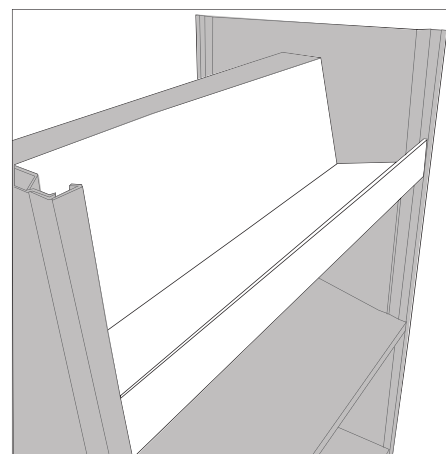
ITEM NUMBER	W D H	WEIGHT	LIST PRICE
3012PDS00	30" x 12" x 10"	10.25 lbs	\$805.00
3612PDS00	36" x 12" x 10"	12.00 lbs	\$810.00
4212PDS00	42" x 12" x 10"	14.50 lbs	\$835.00
4812PDS00	48" x 12" x 10"	16.25 lbs	\$835.00

PDS Caps for L Posts - Order One for Every Upright

ITEM NUMBER	W D	WEIGHT	LIST PRICE
12LURC00	1" x 12"	0.16 lbs	\$9.20
24LURC00	1" x 12"	0.32 lbs	\$9.45

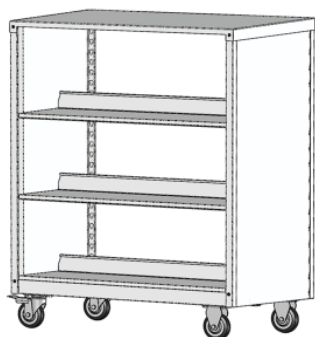
PDS Caps for T Posts - Order One for Every Upright

ITEM NUMBER	W D	WEIGHT	LIST PRICE
12TURC00	2" x 12"	15.00 lbs	\$9.20
24TURC00	2" x 24"	17.00 lbs	\$9.45



LIBRARY CARTS

Double-Sided Aurora Library Carts have a 1000 pound capacity, two 24" deep adjustable shelves, one 24" deep stationery shelf, three center stops and hardware. Large 4" gray poly casters (two swiveling casters with locking brake and two rigid casters) ensure smooth tracking on hard surface flooring as well as carpets. Cart must be assembled. Options: Cart with Steel Top, Cart with Laminated WilsonArt Top, or Cart with Laminated WilsonArt Top and End Panels. Prices based on standard WilsonArt only.




ITEM NUMBER	DESCRIPTION	W	D	H	WEIGHT	LIST PRICE
CART362440STL00	Library Cart w/ Steel Top	36"	24"	45.5"	135 lbs	\$1,000.00
CART362440LT00	Library Cart for Laminate Top Order Top & Specify WilsonArt Laminate	36"	24"	46.5"	120 lbs	\$1,125.00
CART3624LAMTOP	WilsonArt Laminate Top, Self-Edged	36"	24"	46.5"	30 lbs	\$344.00
CART362440LTLE00	Library Cart for Laminate Top/Laminate End Panels. Order Top/Two End Panels below & Specify WilsonArt Laminate	36"	24"	46.5"	120 lbs	\$1,125.00
CART3624LAMTOPWEP	WilsonArt Laminate Top, Self-Edged (order one)	36"	24"	1.25"	32 lbs	\$350.00
2440LEPO0	WilsonArt End Panel, Self-Edged (priced each - order two)	24"	1"	46.5"	22 lbs	\$220.25

OVERSIZED BIN DIVIDERS

Hardware is included. Must use S Supports and TP punched shelves.

ITEM NUMBER	D	H	WEIGHT	LIST PRICE
1219BD00	12"	19.5"	1.78 lbs	\$24.00
1221BD00	12"	21.0"	1.91 lbs	\$26.25
1222BD00	12"	22.5"	2.04 lbs	\$28.50
1224BD00	12"	24.0"	2.17 lbs	\$30.75
1225BD00	12"	25.5"	2.30 lbs	\$33.00
1227BD00	12"	27.0"	2.43 lbs	\$35.25
1228BD00	12"	28.5"	2.56 lbs	\$37.50
1230BD00	12"	30.0"	2.69 lbs	\$39.75
1231BD00	12"	31.5"	2.82 lbs	\$42.00
1233BD00	12"	33.0"	2.95 lbs	\$44.25
1234BD00	12"	34.5"	3.08 lbs	\$46.50
1236BD00	12"	36.0"	3.39 lbs	\$48.75
ITEM NUMBER	D	H	WEIGHT	LIST PRICE
1519BD00	15"	19.5"	2.20 lbs	\$25.50
1521BD00	15"	21.0"	2.36 lbs	\$27.75
1522BD00	15"	22.5"	2.52 lbs	\$30.00
1524BD00	15"	24.0"	2.68 lbs	\$32.25
1525BD00	15"	25.5"	2.84 lbs	\$34.50
1527BD00	15"	27.0"	3.00 lbs	\$36.75
1528BD00	15"	28.5"	3.16 lbs	\$39.00
1530BD00	15"	30.0"	3.32 lbs	\$41.25
1531BD00	15"	31.5"	3.48 lbs	\$43.50
1533BD00	15"	33.0"	3.64 lbs	\$45.75
1534BD00	15"	34.5"	4.02 lbs	\$48.00
1536BD00	15"	36.0"	3.96 lbs	\$50.25



OVERSIZED BIN DIVIDERS

ITEM NUMBER	D H	WEIGHT	LIST PRICE
1819BD00	18" x 19.5"	2.62 lbs	\$31.50
1821BD00	18" x 21.0"	2.81 lbs	\$33.75
1822BD00	18" x 22.5"	3.00 lbs	\$36.00
1824BD00	18" x 24.0"	3.19 lbs	\$38.25
1825BD00	18" x 25.5"	3.38 lbs	\$40.50
1827BD00	18" x 27.0"	3.57 lbs	\$42.75
1828BD00	18" x 28.5"	3.76 lbs	\$45.00
1830BD00	18" x 30.0"	3.96 lbs	\$47.25
1831BD00	18" x 31.5"	4.15 lbs	\$49.50
1833BD00	18" x 33.0"	4.34 lbs	\$51.75
1834BD00	18" x 34.5"	4.78 lbs	\$54.00
1836BD00	18" x 36.0"	4.72 lbs	\$56.25

ITEM NUMBER	D H	WEIGHT	LIST PRICE
2419BD00	24" x 19.5"	3.46 lbs	\$37.50
2421BD00	24" x 21.0"	3.71 lbs	\$39.75
2422BD00	24" x 22.5"	3.96 lbs	\$42.00
2424BD00	24" x 24.0"	4.21 lbs	\$44.25
2425BD00	24" x 25.5"	4.47 lbs	\$46.50
2427BD00	24" x 27.0"	4.72 lbs	\$48.75
2428BD00	24" x 28.5"	4.97 lbs	\$51.00
2430BD00	24" x 30.0"	5.22 lbs	\$53.25
2431BD00	24" x 31.5"	5.47 lbs	\$55.50
2433BD00	24" x 33.0"	6.23 lbs	\$57.75
2434BD00	24" x 34.5"	5.98 lbs	\$60.00
2436BD00	24" x 36.0"	6.23 lbs	\$62.25

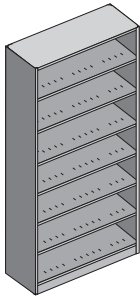
ITEM NUMBER	D H	WEIGHT	LIST PRICE
3019BD00	30" x 19.5"	4.29 lbs	\$46.75
3021BD00	30" x 21.0"	4.61 lbs	\$49.00
3022BD00	30" x 22.5"	4.92 lbs	\$51.25
3024BD00	30" x 24.0"	5.23 lbs	\$53.50
3025BD00	30" x 25.5"	5.55 lbs	\$55.75
3027BD00	30" x 27.0"	5.86 lbs	\$58.00
3028BD00	30" x 28.5"	6.52 lbs	\$60.25
3030BD00	30" x 30.0"	6.49 lbs	\$62.50
3031BD00	30" x 31.5"	6.80 lbs	\$64.75
3033BD00	30" x 33.0"	7.11 lbs	\$65.25
3034BD00	30" x 34.5"	7.43 lbs	\$67.00
3036BD00	30" x 36.0"	7.74 lbs	\$69.25

ITEM NUMBER	D H	WEIGHT	LIST PRICE
3619BD00	36" x 19.5"	5.13 lbs	\$50.75
3621BD00	36" x 21.0"	5.51 lbs	\$53.00
3622BD00	36" x 22.5"	5.88 lbs	\$55.25
3624BD00	36" x 24.0"	6.26 lbs	\$57.50
3625BD00	36" x 25.5"	6.63 lbs	\$59.75
3627BD00	36" x 27.0"	7.00 lbs	\$62.00
3628BD00	36" x 28.5"	7.38 lbs	\$64.25
3630BD00	36" x 30.0"	7.75 lbs	\$66.50
3631BD00	36" x 31.5"	8.13 lbs	\$68.75
3633BD00	36" x 33.0"	8.50 lbs	\$71.00
3634BD00	36" x 34.5"	9.36 lbs	\$73.25
3636BD00	36" x 36.0"	9.25 lbs	\$75.50

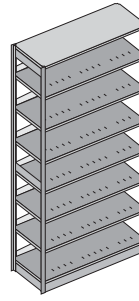
NOTES

OPEN SHELF FILING - 18 GAUGE LETTER SIZE

Units Do Not Include Dividers, See Page 40 for Divider Information



Closed Starter Unit consists of:
 Closed "L" Uprights, 18G. Slotted Shelves, 18G. Top Shelf, Shelf Supports, Reinforcements (as noted), Back Stops or Center Stops, 2¾" Quik-Base (except where noted).



Open Add-on Unit consists of:
 Open "T" Upright, 18G. Slotted Shelves, 18G. Top Shelf, Shelf Supports, Reinforcements (as noted), Back Stops or Center Stops, 2¾" Quik-Base (except where noted).

STARTER UNITS

Shelves are spaced on 10½" centers, providing 9¾" clearance.
 Shelf supports are adjustable on 1½" increments.

LETTER SIZE, 64¼"H: 7 SHELVES / 6 OPENINGS

ITEM NUMBER	W D H	WT.	PRICE
F12C7L2400	24"x12"x64¼"	66.5 lbs.	\$349.70
F12C7L3000	30"x12"x64¼"	89.3 lbs.	\$371.25
F12C7L3600	36"x12"x64¼"	102.2 lbs.	\$377.00
F12C7L4200	42"x12"x64¼"	127.9 lbs.	\$458.15
F12C7L4800	48"x12"x64¼"	142.7 lbs.	\$509.50
• F24C7L2400	24"x24"x64¼"	118.5 lbs.	\$515.75
• F24C7L3000	30"x24"x64¼"	137.8 lbs.	\$546.30
• F24C7L3600	36"x24"x64¼"	156.8 lbs.	\$556.85
•• F24C7L4200	42"x24"x64¼"	195.2 lbs.	\$697.25
•• F24C7L4800	48"x24"x64¼"	216.0 lbs.	\$748.35

LETTER SIZE, 76¼"H: 8 SHELVES / 7 OPENINGS

F12C8L2400	24"x12"x76¼"	77.5 lbs.	\$402.15
F12C8L3000	30"x12"x76¼"	104.9 lbs.	\$426.50
F12C8L3600	36"x12"x76¼"	120.1 lbs.	\$432.75
F12C8L4200	42"x12"x76¼"	151.3 lbs.	\$529.05
F12C8L4800	48"x12"x76¼"	168.8 lbs.	\$589.00
• F24C8L2400	24"x24"x76¼"	139.0 lbs.	\$605.90
• F24C8L3000	30"x24"x76¼"	162.6 lbs.	\$640.90
• F24C8L3600	36"x24"x76¼"	185.2 lbs.	\$653.75
•• F24C8L4200	42"x24"x76¼"	230.2 lbs.	\$816.65
•• F24C8L4800	48"x24"x76¼"	254.9 lbs.	\$876.85

LETTER SIZE, 88¼"H: 9 SHELVES / 8 OPENINGS

F12C9L2400	24"x12"x88¼"	88.8 lbs.	\$447.30
F12C9L3000	30"x12"x88¼"	120.1 lbs.	\$474.65
F12C9L3600	36"x12"x88¼"	137.5 lbs.	\$481.65
F12C9L4200	42"x12"x88¼"	173.0 lbs.	\$590.15
F12C9L4800	48"x12"x88¼"	193.0 lbs.	\$657.65
• F24C9L2400	24"x24"x88¼"	163.5 lbs.	\$682.75
• F24C9L3000	30"x24"x88¼"	186.5 lbs.	\$722.60
• F24C9L3600	36"x24"x88¼"	212.4 lbs.	\$737.40
•• F24C9L4200	42"x24"x88¼"	264.1 lbs.	\$921.20
•• F24C9L4800	48"x24"x88¼"	292.4 lbs.	\$988.80

LETTER SIZE, 97¼"H: 10 SHELVES / 9 OPENINGS

F12C10L2400	24"x12"x97¼"	101.1 lbs.	\$514.90
F12C10L3000	30"x12"x97¼"	131.7 lbs.	\$545.35
F12C10L3600	36"x12"x97¼"	150.7 lbs.	\$553.00
F12C10L4200	42"x12"x97¼"	189.9 lbs.	\$673.70
F12C10L4800	48"x12"x97¼"	211.7 lbs.	\$748.80
• F24C10L2400	24"x24"x97¼"	185.2 lbs.	\$753.90
• F24C10L3000	30"x24"x97¼"	203.8 lbs.	\$798.75
• F24C10L3600	36"x24"x97¼"	231.8 lbs.	\$815.45
•• F24C10L4200	42"x24"x97¼"	288.8 lbs.	\$1,020.25
•• F24C10L4800	48"x24"x97¼"	319.5 lbs.	\$1,095.15

* ADD-ON UNITS

Shelves are spaced on 10½" centers, providing 9¾" clearance.
 Shelf supports are adjustable on 1½" increments.

LETTER SIZE, 64¼"H: 7 SHELVES / 6 OPENINGS

ITEM NUMBER	W D H	WT.	PRICE
F1207T2400	24"x12"x64¼"	54.1 lbs.	\$299.25
F1207T3000	30"x12"x64¼"	76.6 lbs.	\$320.75
F1207T3600	36"x12"x64¼"	89.5 lbs.	\$326.50
F1207T4200	42"x12"x64¼"	115.2 lbs.	\$407.65
F1207T4800	48"x12"x64¼"	129.9 lbs.	\$459.00
• F2407T2400	24"x24"x64¼"	95.9 lbs.	\$437.55
• F2407T3000	30"x24"x64¼"	116.2 lbs.	\$468.10
• F2407T3600	36"x24"x64¼"	135.2 lbs.	\$478.65
•• F2407T4200	42"x24"x64¼"	173.6 lbs.	\$619.00
•• F2407T4800	48"x24"x64¼"	194.4 lbs.	\$670.10

LETTER SIZE, 76¼"H: 8 SHELVES / 7 OPENINGS

F1208T2400	24"x12"x76¼"	61.6 lbs.	\$338.55
F1208T3000	30"x12"x76¼"	89.5 lbs.	\$362.90
F1208T3600	36"x12"x76¼"	104.7 lbs.	\$369.15
F1208T4200	42"x12"x76¼"	135.9 lbs.	\$465.45
F1208T4800	48"x12"x76¼"	153.4 lbs.	\$525.35
• F2408T2400	24"x24"x76¼"	111.7 lbs.	\$500.35
• F2408T3000	30"x24"x76¼"	136.4 lbs.	\$535.30
• F2408T3600	36"x24"x76¼"	158.9 lbs.	\$548.15
•• F2408T4200	42"x24"x76¼"	204.0 lbs.	\$711.05
•• F2408T4800	48"x24"x76¼"	228.7 lbs.	\$771.30

LETTER SIZE, 88¼"H: 9 SHELVES / 8 OPENINGS

F1209T2400	24"x12"x88¼"	69.6 lbs.	\$380.30
F1209T3000	30"x12"x88¼"	102.1 lbs.	\$407.70
F1209T3600	36"x12"x88¼"	119.5 lbs.	\$414.70
F1209T4200	42"x12"x88¼"	155.0 lbs.	\$523.15
F1209T4800	48"x12"x88¼"	174.9 lbs.	\$590.65
• F2409T2400	24"x24"x88¼"	126.3 lbs.	\$555.10
• F2409T3000	30"x24"x88¼"	155.7 lbs.	\$595.00
• F2409T3600	36"x24"x88¼"	181.6 lbs.	\$609.75
•• F2409T4200	42"x24"x88¼"	233.2 lbs.	\$793.60
•• F2409T4800	48"x24"x88¼"	261.5 lbs.	\$861.20

LETTER SIZE, 97¼"H: 10 SHELVES / 9 OPENINGS

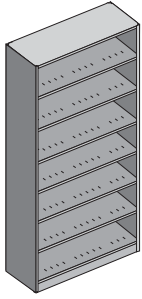
F12010T2400	24"x12"x97¼"	78.4 lbs.	\$422.30
F12010T3000	30"x12"x97¼"	112.2 lbs.	\$452.80
F12010T3600	36"x12"x97¼"	131.2 lbs.	\$460.45
F12010T4200	42"x12"x97¼"	170.3 lbs.	\$581.10
F12010T4800	48"x12"x97¼"	192.2 lbs.	\$656.20
• F24010T2400	24"x24"x97¼"	192.2 lbs.	\$621.10
• F24010T3000	30"x24"x97¼"	170.5 lbs.	\$665.90
• F24010T3600	36"x24"x97¼"	198.5 lbs.	\$682.60
•• F24010T4200	42"x24"x97¼"	255.5 lbs.	\$887.45
•• F24010T4800	48"x24"x97¼"	286.2 lbs.	\$962.30

- Price includes 1 reinforcement per shelf, except top shelf.
- Price includes 2 reinforcements per shelf, except top shelf.
- * Closed uprights are available for add-on units. Price and weights are different. Consult customer service.

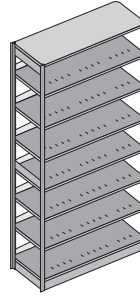
◆ **MOBILE READY:** Single rivet bottom 1¼" shelf supports replace Quik-Base 2¾" and standard supports, making attachment to mobile carriages easy, quick and secure. Holes are pre-drilled into the supports to simplify the installation process. When ordering Aurora Shelving for lateral mobile applications, backs are required and must be ordered separately.

OPEN SHELF FILING - 18 GAUGE LETTER SIZE

Units Do Not Include Dividers, See Page 40 for Divider Information



Closed Starter Unit consists of:
 Closed "L" Uprights, 18G. Slotted Shelves,
 18G. Top Shelf, Shelf Supports, Reinforce-
 ments (as noted), Back Stops or Center
 Stops, 2¾" Quik-Base (except where
 noted).



Open Add-on Unit consists of:
 Open "T" Upright, 18G. Slotted Shelves,
 18G. Top Shelf, Shelf Supports, Reinforce-
 ments (as noted), Back Stops or Center
 Stops, 2¾" Quik-Base (except where
 noted).

STARTER UNITS

Shelves are spaced on 12" centers, providing 11¼" clearance.
 Shelf supports are adjustable on ½" increments.

LETTER SIZE, 76¼"H: 7 SHELVES / 6 OPENINGS

ITEM NUMBER	W D H	WT.	PRICE
F12C7L24-7600	24"x12"x76¼"	71.8 lbs.	\$366.60
F12C7L30-7600	30"x12"x76¼"	95.4 lbs.	\$387.90
F12C7L36-7600	36"x12"x76¼"	108.7 lbs.	\$393.50
F12C7L42-7600	42"x12"x76¼"	135.9 lbs.	\$477.55
F12C7L48-7600	48"x12"x76¼"	151.2 lbs.	\$529.90
• F24C7L24-7600	24"x24"x76¼"	127.3 lbs.	\$552.10
• F24C7L30-7600	30"x24"x76¼"	147.6 lbs.	\$582.20
• F24C7L36-7600	36"x24"x76¼"	167.4 lbs.	\$593.10
•• F24C7L42-7600	42"x24"x76¼"	206.6 lbs.	\$735.05
•• F24C7L48-7600	48"x24"x76¼"	228.2 lbs.	\$787.90

LETTER SIZE, 88¼"H: 8 SHELVES / 7 OPENINGS

F12C8L24-8800	24"x12"x88¼"	83.1 lbs.	\$411.75
F12C8L30-8800	30"x12"x88¼"	110.6 lbs.	\$436.10
F12C8L36-8800	36"x12"x88¼"	126.1 lbs.	\$442.40
F12C8L42-8800	42"x12"x88¼"	157.6 lbs.	\$538.65
F12C8L48-8800	48"x12"x88¼"	175.4 lbs.	\$598.55
• F24C8L24-8800	24"x24"x88¼"	151.8 lbs.	\$628.95
• F24C8L30-8800	30"x24"x88¼"	171.5 lbs.	\$663.90
• F24C8L36-8800	36"x24"x88¼"	194.7 lbs.	\$676.75
•• F24C8L42-8800	42"x24"x88¼"	240.4 lbs.	\$839.65
•• F24C8L48-8800	48"x24"x88¼"	265.7 lbs.	\$899.85

* ADD-ON UNITS

Shelves are spaced on 12" centers, providing 11¼" clearance.
 Shelf supports are adjustable on ½" increments.

LETTER SIZE, 76¼"H: 7 SHELVES / 6 OPENINGS

ITEM NUMBER	W D H	WT.	PRICE
F1207T24-7600	24"x12"x76¼"	55.9 lbs.	\$303.05
F1207T30-7600	30"x12"x76¼"	80.0 lbs.	\$324.30
F1207T36-7600	36"x12"x76¼"	93.3 lbs.	\$329.85
F1207T42-7600	42"x12"x76¼"	120.5 lbs.	\$413.95
F1207T48-7600	48"x12"x76¼"	135.8 lbs.	\$466.30
• F2407T24-7600	24"x24"x76¼"	99.9 lbs.	\$446.50
• F2407T30-7600	30"x24"x76¼"	121.3 lbs.	\$476.65
• F2407T36-7600	36"x24"x76¼"	141.2 lbs.	\$487.50
•• F2407T42-7600	42"x24"x76¼"	180.3 lbs.	\$629.45
•• F2407T48-7600	48"x24"x76¼"	202.0 lbs.	\$682.35

LETTER SIZE, 88¼"H: 8 SHELVES / 7 OPENINGS

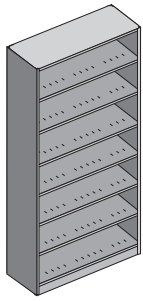
F1208T24-8800	24"x12"x88¼"	63.9 lbs.	\$344.80
F1208T30-8800	30"x12"x88¼"	92.6 lbs.	\$381.40
F1208T36-8800	36"x12"x88¼"	108.1 lbs.	\$375.40
F1208T42-8800	42"x12"x88¼"	139.6 lbs.	\$471.65
F1208T48-8800	48"x12"x88¼"	157.4 lbs.	\$531.60
• F2408T24-8800	24"x24"x88¼"	114.6 lbs.	\$501.20
• F2408T30-8800	30"x24"x88¼"	140.7 lbs.	\$536.30
• F2408T36-8800	36"x24"x88¼"	163.9 lbs.	\$549.10
•• F2408T42-8800	42"x24"x88¼"	209.5 lbs.	\$712.00
•• F2408T48-8800	48"x24"x88¼"	234.8 lbs.	\$772.25

- Price includes 1 reinforcement per shelf, except top shelf.
- Price includes 2 reinforcements per shelf, except top shelf.
- ★ Closed uprights are available for add-on units. Price and weights are different. Consult customer service.

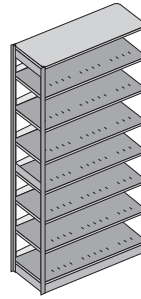
Ⓢ = X-P-R-E-S-S Items in bold print are also available on the Shelving XPRESS Program.

OPEN SHELF FILING-MOBILE READY 18 GAUGE - LETTER SIZE

Units Do Not Include Dividers, See Page 40 for Divider Information



Closed Starter Unit consists of:
 Closed "L" Uprights, 18G. Slotted Shelves,
 18G. Top Shelf, Reinforcements (as noted),
 Back Stops or Center Stops, Shelf Sup-
 ports, Single Rivet Bottom Shelf Supports.



Open Add-on Unit consists of:
 Open "T" Upright, 18G. Slotted Shelves,
 18G. Top Shelf, Reinforcements (as noted),
 Back Stops or Center Stops, Shelf Sup-
 ports, Single Rivet Bottom Shelf Supports.

STARTER UNITS – ♦ MOBILE READY

Shelves are spaced on 10½" centers, providing 9¾" clearance.
 Shelf supports are adjustable on ½" increments.

* ADD-ON UNITS – ♦ MOBILE READY

Shelves are spaced on 10½" centers, providing 9¾" clearance.
 Shelf supports are adjustable on ½" increments.

LETTER SIZE, 76¼"H: 8 SHELVES / 7 OPENINGS

ITEM NUMBER	W D H	WT.	PRICE	
F12C8L24-M00	24"x12"x76¼"	76.6 lbs.	\$402.00	♦
F12C8L30-M00	30"x12"x76¼"	103.2 lbs.	\$425.70	♦
F12C8L36-M00	36"x12"x76¼"	118.1 lbs.	\$432.15	♦
F12C8L42-M00	42"x12"x76¼"	147.8 lbs.	\$525.45	♦
F12C8L48-M00	48"x12"x76¼"	164.7 lbs.	\$584.45	♦
• F24C8L24-M00	24"x24"x76¼"	136.5 lbs.	\$603.05	♦
• F24C8L30-M00	30"x24"x76¼"	160.3 lbs.	\$640.50	♦
• F24C8L36-M00	36"x24"x76¼"	180.9 lbs.	\$649.65	♦
•• F24C8L42-M00	42"x24"x76¼"	225.3 lbs.	\$810.95	♦
•• F24C8L48-M00	48"x24"x76¼"	249.1 lbs.	\$869.35	♦

LETTER SIZE, 76¼"H: 8 SHELVES / 7 OPENINGS

ITEM NUMBER	W D H	WT.	PRICE	
F12O8T24-M00	24"x12"x76¼"	60.7 lbs.	\$338.40	♦
F12O8T30-M00	30"x12"x76¼"	87.9 lbs.	\$362.10	♦
F12O8T36-M00	36"x12"x76¼"	102.7 lbs.	\$368.55	♦
F12O8T42-M00	42"x12"x76¼"	132.4 lbs.	\$461.85	♦
F12O8T48-M00	48"x12"x76¼"	149.3 lbs.	\$520.85	♦
• F24O8T24-M00	24"x24"x76¼"	109.1 lbs.	\$496.10	♦
• F24O8T30-M00	30"x24"x76¼"	133 lbs.	\$531.55	♦
• F24O8T36-M00	36"x24"x76¼"	154.7 lbs.	\$544.05	♦
•• F24O8T42-M00	42"x24"x76¼"	199.1 lbs.	\$705.35	♦
•• F24O8T48-M00	48"x24"x76¼"	222.9 lbs.	\$763.80	♦

LETTER SIZE, 85¼"H: 9 SHELVES / 8 OPENINGS

ITEM NUMBER	W D H	WT.	PRICE	
F12C9L24-8500	24"x12"x85¼"	86.7 lbs.	\$451.90	♦
F12C9L30-8500 Ⓢ	30"x12"x85¼"	116.1 lbs.	\$479.60	♦
F12C9L36-8500 Ⓢ	36"x12"x85¼"	132.8 lbs.	\$486.75	♦
F12C9L42-8500 Ⓢ	42"x12"x85¼"	166.5 lbs.	\$592.25	♦
F12C9L48-8500 Ⓢ	48"x12"x85¼"	185.6 lbs.	\$658.80	♦
• F24C9L24-8500	24"x24"x85¼"	154.4 lbs.	\$657.90	♦
• F24C9L30-8500 Ⓢ	30"x24"x85¼"	179 lbs.	\$698.25	♦
• F24C9L36-8500 Ⓢ	36"x24"x85¼"	203.5 lbs.	\$712.65	♦
•• F24C9L42-8500 Ⓢ	42"x24"x85¼"	253.8 lbs.	\$894.95	♦
•• F24C9L48-8500 Ⓢ	48"x24"x85¼"	280.6 lbs.	\$960.70	♦

LETTER SIZE, 85¼"H: 9 SHELVES / 8 OPENINGS

ITEM NUMBER	W D H	WT.	PRICE	
F12O9T24-8500	24"x12"x85¼"	68.2 lbs.	\$373.75	♦
F12O9T30-8500 Ⓢ	30"x12"x85¼"	98.7 lbs.	\$401.50	♦
F12O9T36-8500 Ⓢ	36"x12"x85¼"	115.4 lbs.	\$408.60	♦
F12O9T42-8500 Ⓢ	42"x12"x85¼"	149.1 lbs.	\$514.10	♦
F12O9T48-8500 Ⓢ	48"x12"x85¼"	168.2 lbs.	\$580.65	♦
• F24O9T24-8500	24"x24"x85¼"	122.9 lbs.	\$553.70	♦
• F24O9T30-8500 Ⓢ	30"x24"x85¼"	149.3 lbs.	\$593.95	♦
• F24O9T36-8500 Ⓢ	36"x24"x85¼"	173.8 lbs.	\$608.45	♦
•• F24O9T42-8500 Ⓢ	42"x24"x85¼"	224.1 lbs.	\$790.70	♦
•• F24O9T48-8500 Ⓢ	48"x24"x85¼"	250.9 lbs.	\$856.50	♦

LETTER SIZE, 88¼"H: 9 SHELVES / 8 OPENINGS

ITEM NUMBER	W D H	WT.	PRICE	
F12C9L24-M00	24"x12"x88¼"	87.9 lbs.	\$447.25	♦
F12C9L30-M00	30"x12"x88¼"	117.2 lbs.	\$473.90	♦
F12C9L36-M00	36"x12"x88¼"	133.9 lbs.	\$481.05	♦
F12C9L42-M00	42"x12"x88¼"	167.6 lbs.	\$586.55	♦
F12C9L48-M00	48"x12"x88¼"	186.7 lbs.	\$653.10	♦
• F24C9L24-M00	24"x24"x88¼"	160.9 lbs.	\$678.50	♦
• F24C9L30-M00	30"x24"x88¼"	180.6 lbs.	\$718.85	♦
• F24C9L36-M00	36"x24"x88¼"	205.1 lbs.	\$733.25	♦
•• F24C9L42-M00	42"x24"x88¼"	255.4 lbs.	\$915.55	♦
•• F24C9L48-M00	48"x24"x88¼"	282.2 lbs.	\$981.30	♦

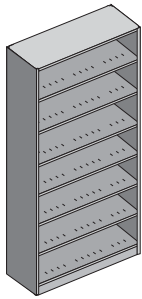
LETTER SIZE, 88¼"H: 9 SHELVES / 8 OPENINGS

ITEM NUMBER	W D H	WT.	PRICE	
F12O9T24-M00	24"x12"x88¼"	68.7 lbs.	\$380.25	♦
F12O9T30-M00	30"x12"x88¼"	99.2 lbs.	\$406.95	♦
F12O9T36-M00	36"x12"x88¼"	115.9 lbs.	\$414.00	♦
F12O9T42-M00	42"x12"x88¼"	149.6 lbs.	\$519.55	♦
F12O9T48-M00	48"x12"x88¼"	168.7 lbs.	\$586.10	♦
• F24O9T24-M00	24"x24"x88¼"	123.7 lbs.	\$550.85	♦
• F24O9T30-M00	30"x24"x88¼"	152.3 lbs.	\$602.10	♦
• F24O9T36-M00	36"x24"x88¼"	174.2 lbs.	\$605.65	♦
•• F24O9T42-M00	42"x24"x88¼"	224.5 lbs.	\$787.90	♦
•• F24O9T48-M00	48"x24"x88¼"	251.4 lbs.	\$853.70	♦

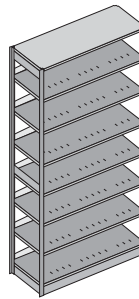
- Price includes 1 reinforcement per shelf, except top shelf.
- Price includes 2 reinforcements per shelf, except top shelf.
- * Closed uprights are available for add-on units. Price and weights are different. Consult customer service.

OPEN SHELF FILING-MOBILE READY 18 GAUGE - LETTER SIZE

Units Do Not Include Dividers, See Page 40 for Divider Information



Closed Starter Unit consists of:
 Closed "L" Uprights, 18G. Slotted Shelves,
 18G. Top Shelf, Reinforcements (as noted),
 Back Stops or Center Stops, Shelf Sup-
 ports, Single Rivet Bottom Shelf Supports.



Open Add-on Unit consists of:
 Open "T" Upright, 18G. Slotted Shelves,
 18G. Top Shelf, Reinforcements (as noted),
 Back Stops or Center Stops, Shelf Sup-
 ports, Single Rivet Bottom Shelf Supports.

STARTER UNITS – ♦ MOBILE READY

Shelves are spaced on 12" centers, providing 11¼" clearance.
 Shelf supports are adjustable on 1½" increments.

LETTER SIZE, 76¼"H: 7 SHELVES / 6 OPENINGS

ITEM NUMBER	W	D	H	WT.	PRICE	
F12C7L24-76M00	24"	12"	76¼"	70.9 lbs.	\$365.60	♦
F12C7L30-76M00	30"	12"	76¼"	93.7 lbs.	\$387.10	♦
F12C7L36-76M00	36"	12"	76¼"	106.7 lbs.	\$392.85	♦
F12C7L42-76M00	42"	12"	76¼"	132.3 lbs.	\$474.00	♦
F12C7L48-76M00	48"	12"	76¼"	147.1 lbs.	\$525.35	♦
• F24C7L24-76M00	24"	24"	76¼"	124.7 lbs.	\$547.85	♦ •
• F24C7L30-76M00	30"	24"	76¼"	144.2 lbs.	\$578.45	♦ •
• F24C7L36-76M00	36"	24"	76¼"	163.2 lbs.	\$589.00	♦ •
•• F24C7L42-76M00	42"	24"	76¼"	201.6 lbs.	\$729.35	♦ ••
•• F24C7L48-76M00	48"	24"	76¼"	222.4 lbs.	\$780.40	♦ ••

LETTER SIZE, 88¼"H: 8 SHELVES / 7 OPENINGS

F12C8L24-88M00	24"	12"	88¼"	82.3 lbs.	\$410.65	♦
F12C8L30-88M00	30"	12"	88¼"	107.7 lbs.	\$435.30	♦
F12C8L36-88M00	36"	12"	88¼"	122.5 lbs.	\$441.75	♦
F12C8L42-88M00	42"	12"	88¼"	152.2 lbs.	\$535.05	♦
F12C8L48-88M00	48"	12"	88¼"	169.1 lbs.	\$594.00	♦
• F24C8L24-88M00	24"	24"	88¼"	149.2 lbs.	\$624.75	♦ •
• F24C8L30-88M00	30"	24"	88¼"	165.6 lbs.	\$660.15	♦ •
• F24C8L36-88M00	36"	24"	88¼"	187.3 lbs.	\$672.60	♦ •
•• F24C8L42-88M00	42"	24"	88¼"	231.7 lbs.	\$833.90	♦ ••
•• F24C8L48-88M00	48"	24"	88¼"	255.5 lbs.	\$892.40	♦ ••

* ADD-ON UNITS – ♦ MOBILE READY

Shelves are spaced on 12" centers, providing 11¼" clearance.
 Shelf supports are adjustable on 1½" increments.

LETTER SIZE, 76¼"H: 7 SHELVES / 6 OPENINGS

ITEM NUMBER	W	D	H	WT.	PRICE	
F1207T24-76M00	24"	12"	76¼"	55 lbs.	\$302.00	♦
F1207T30-76M00	30"	12"	76¼"	78.3 lbs.	\$323.50	♦
F1207T36-76M00	36"	12"	76¼"	91.3 lbs.	\$329.25	♦
F1207T42-76M00	42"	12"	76¼"	117 lbs.	\$410.40	♦
F1207T48-76M00	48"	12"	76¼"	131.7 lbs.	\$461.75	♦
• F2407T24-76M00	24"	24"	76¼"	97.4 lbs.	\$442.35	♦ •
• F2407T30-76M00	30"	24"	76¼"	118 lbs.	\$472.85	♦ •
• F2407T36-76M00	36"	24"	76¼"	136.9 lbs.	\$483.40	♦ •
•• F2407T42-76M00	42"	24"	76¼"	175.4 lbs.	\$623.75	♦ ••
•• F2407T48-76M00	48"	24"	76¼"	196.2 lbs.	\$674.85	♦ ••

LETTER SIZE, 88¼"H: 8 SHELVES / 7 OPENINGS

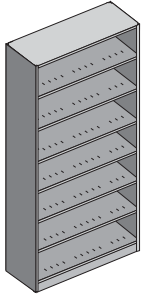
F1208T24-88M00	24"	12"	88¼"	63 lbs.	\$343.75	♦
F1208T30-88M00	30"	12"	88¼"	89.6 lbs.	\$368.30	♦
F1208T36-88M00	36"	12"	88¼"	104.5 lbs.	\$374.75	♦
F1208T42-88M00	42"	12"	88¼"	134.1 lbs.	\$468.10	♦
F1208T48-88M00	48"	12"	88¼"	151.1 lbs.	\$527.05	♦
• F2408T24-88M00	24"	24"	88¼"	112 lbs.	\$497.10	♦ •
• F2408T30-88M00	30"	24"	88¼"	134.8 lbs.	\$532.50	♦ •
• F2408T36-88M00	36"	24"	88¼"	156.5 lbs.	\$545.00	♦ •
•• F2408T42-88M00	42"	24"	88¼"	200.8 lbs.	\$706.30	♦ ••
•• F2408T48-88M00	48"	24"	88¼"	224.7 lbs.	\$764.75	♦ ••

- Price includes 1 reinforcement per shelf, except top shelf.
- Price includes 2 reinforcements per shelf, except top shelf.
- ★ Closed uprights are available for add-on units. Price and weights are different. Consult customer service.

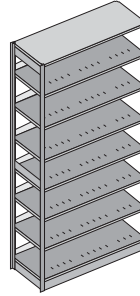
♦ **MOBILE READY:** Single rivet bottom 1¼" shelf supports replace Quik-Base 2¾" and standard supports, making attachment to mobile carriages easy, quick and secure. Holes are pre-drilled into the supports to simplify the installation process. When ordering Aurora Shelving for lateral mobile applications, backs are required and must be ordered separately.

OPEN SHELF FILING – 18 GAUGE - LEGAL SIZE

Units Do Not Include Dividers, See Page 40 for Divider Information



Closed Starter Unit consists of:
 Closed "L" Uprights, 18G. Slotted Shelves, 18G. Top Shelf, Shelf Supports, Reinforcements (as noted), Back Stops or Center Stops, 2¾" Quik-Base (except where noted).



Open Add-on Unit consists of:
 Open "T" Upright, 18G. Slotted Shelves, 18G. Top Shelf, Shelf Supports, Reinforcements (as noted), Back Stops or Center Stops, 2¾" Quik-Base (except where noted).

STARTER UNITS

Shelves are spaced on 10½" centers, providing 9¼" clearance.
 Shelf supports are adjustable on 1½" increments.

* ADD-ON UNITS

Shelves are spaced on 10½" centers, providing 9¼" clearance.
 Shelf supports are adjustable on 1½" increments.

LEGAL SIZE, 64¼"H: 7 SHELVES / 6 OPENINGS

ITEM NUMBER	W D H	WT.	PRICE
F15C7L2400	24"x15"x64¼"	85 lbs.	\$403.40
F15C7L3000	30"x15"x64¼"	100.7 lbs.	\$429.25
F15C7L3600	36"x15"x64¼"	115.3 lbs.	\$431.20
F15C7L4200	42"x15"x64¼"	142.7 lbs.	\$525.95
F15C7L4800	48"x15"x64¼"	159.2 lbs.	\$582.20
•• F30C7L2400	24"x30"x64¼"	151.4 lbs.	\$663.25
•• F30C7L3000	30"x30"x64¼"	170.9 lbs.	\$690.95
•• F30C7L3600	36"x30"x64¼"	193.3 lbs.	\$727.70
•• F30C7L4200	42"x30"x64¼"	228.4 lbs.	\$822.70
•• F30C7L4800	48"x30"x64¼"	252.6 lbs.	\$881.70

LEGAL SIZE, 64¼"H: 7 SHELVES / 6 OPENINGS

ITEM NUMBER	W D H	WT.	PRICE
F1507T2400	24"x15"x64¼"	69.2 lbs.	\$334.90
F1507T3000	30"x15"x64¼"	85.7 lbs.	\$360.70
F1507T3600	36"x15"x64¼"	100.4 lbs.	\$362.70
F1507T4200	42"x15"x64¼"	127.8 lbs.	\$457.45
F1507T4800	48"x15"x64¼"	144.2 lbs.	\$513.70
•• F3007T2400	24"x30"x64¼"	124.9 lbs.	\$560.65
•• F3007T3000	30"x30"x64¼"	144.8 lbs.	\$588.30
•• F3007T3600	36"x30"x64¼"	167.2 lbs.	\$625.05
•• F3007T4200	42"x30"x64¼"	202.3 lbs.	\$720.05
•• F3007T4800	48"x30"x64¼"	226.5 lbs.	\$779.10

LEGAL SIZE, 76¼"H: 8 SHELVES / 7 OPENINGS

F15C8L2400	24"x15"x76¼"	98.6 lbs.	\$448.50
F15C8L3000	30"x15"x76¼"	118.1 lbs.	\$477.60
F15C8L3600	36"x15"x76¼"	135.2 lbs.	\$479.55
F15C8L4200	42"x15"x76¼"	168.3 lbs.	\$591.55
F15C8L4800	48"x15"x76¼"	187.8 lbs.	\$656.85
•• F30C8L2400	24"x30"x76¼"	178.8 lbs.	\$766.60
•• F30C8L3000	30"x30"x76¼"	200.6 lbs.	\$798.00
•• F30C8L3600	36"x30"x76¼"	227 lbs.	\$840.20
•• F30C8L4200	42"x30"x76¼"	268.4 lbs.	\$952.80
•• F30C8L4800	48"x30"x76¼"	296.9 lbs.	\$1,022.30

LEGAL SIZE, 76¼"H: 8 SHELVES / 7 OPENINGS

F1508T2400	24"x15"x76¼"	79.9 lbs.	\$380.05
F1508T3000	30"x15"x76¼"	100 lbs.	\$409.20
F1508T3600	36"x15"x76¼"	117.1 lbs.	\$411.10
F1508T4200	42"x15"x76¼"	150.2 lbs.	\$523.15
F1508T4800	48"x15"x76¼"	169.7 lbs.	\$588.40
•• F3008T2400	24"x30"x76¼"	143.5 lbs.	\$633.85
•• F3008T3000	30"x30"x76¼"	168.9 lbs.	\$665.15
•• F3008T3600	36"x30"x76¼"	195.3 lbs.	\$707.35
•• F3008T4200	42"x30"x76¼"	236.7 lbs.	\$820.00
•• F3008T4800	48"x30"x76¼"	265.3 lbs.	\$889.45

LEGAL SIZE, 88¼"H: 9 SHELVES / 8 OPENINGS

F15C9L2400	24"x15"x88¼"	113.3 lbs.	\$505.55
F15C9L3000	30"x15"x88¼"	135.1 lbs.	\$538.30
F15C9L3600	36"x15"x88¼"	154.7 lbs.	\$540.35
F15C9L4200	42"x15"x88¼"	192.3 lbs.	\$666.65
F15C9L4800	48"x15"x88¼"	214.5 lbs.	\$740.05
•• F30C9L2400	24"x30"x88¼"	201.9 lbs.	\$864.60
•• F30C9L3000	30"x30"x88¼"	229.7 lbs.	\$899.95
•• F30C9L3600	36"x30"x88¼"	259.9 lbs.	\$947.25
•• F30C9L4200	42"x30"x88¼"	307.2 lbs.	\$1,074.15
•• F30C9L4800	48"x30"x88¼"	339.9 lbs.	\$1,152.30

LEGAL SIZE, 88¼"H: 9 SHELVES / 8 OPENINGS

F1509T2400	24"x15"x88¼"	90.4 lbs.	\$426.85
F1509T3000	30"x15"x88¼"	113.8 lbs.	\$459.65
F1509T3600	36"x15"x88¼"	133.4 lbs.	\$461.65
F1509T4200	42"x15"x88¼"	171.1 lbs.	\$587.95
F1509T4800	48"x15"x88¼"	193.2 lbs.	\$661.35
•• F3009T2400	24"x30"x88¼"	162.9 lbs.	\$709.60
•• F3009T3000	30"x30"x88¼"	193.7 lbs.	\$745.00
•• F3009T3600	36"x30"x88¼"	223.9 lbs.	\$792.30
•• F3009T4200	42"x30"x88¼"	271.2 lbs.	\$919.20
•• F3009T4800	48"x30"x88¼"	303.9 lbs.	\$997.30

LEGAL SIZE, 97¼"H: 10 SHELVES / 9 OPENINGS

F15C10L2400	24"x15"x97¼"	128.4 lbs.	\$570.55
F15C10L3000	30"x15"x97¼"	148.3 lbs.	\$606.95
F15C10L3600	36"x15"x97¼"	169.7 lbs.	\$609.05
F15C10L4200	42"x15"x97¼"	211.3 lbs.	\$749.65
F15C10L4800	48"x15"x97¼"	235.6 lbs.	\$831.15
•• F30C10L2400	24"x30"x97¼"	227.6 lbs.	\$930.50
•• F30C10L3000	30"x30"x97¼"	251.8 lbs.	\$969.95
•• F30C10L3600	36"x30"x97¼"	284.7 lbs.	\$1,022.40
•• F30C10L4200	42"x30"x97¼"	336.7 lbs.	\$1,163.50
•• F30C10L4800	48"x30"x97¼"	372.3 lbs.	\$1,250.30

LEGAL SIZE, 97¼"H: 10 SHELVES / 9 OPENINGS

F15010T2400	24"x15"x97¼"	103.7 lbs.	\$476.90
F15010T3000	30"x15"x97¼"	125.3 lbs.	\$513.35
F15010T3600	36"x15"x97¼"	146.7 lbs.	\$515.45
F15010T4200	42"x15"x97¼"	188.3 lbs.	\$656.05
F15010T4800	48"x15"x97¼"	212.6 lbs.	\$737.50
•• F30010T2400	24"x30"x97¼"	186.5 lbs.	\$791.85
•• F30010T3000	30"x30"x97¼"	211.6 lbs.	\$831.25
•• F30010T3600	36"x30"x97¼"	244.5 lbs.	\$883.65
•• F30010T4200	42"x30"x97¼"	296.5 lbs.	\$1,024.85
•• F30010T4800	48"x30"x97¼"	332.2 lbs.	\$1,111.60

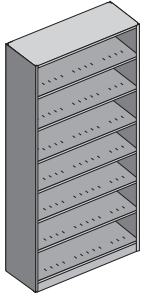
•• Price includes 2 reinforcements per shelf, except top shelf.

* Closed uprights are available for add-on units. Price and weights are different. Consult customer service.

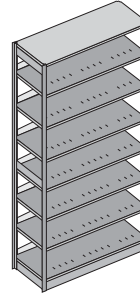
◆ **MOBILE READY:** Single rivet bottom 1¼" shelf supports replace Quik-Base 2¾" and standard supports, making attachment to mobile carriages easy, quick and secure. Holes are pre-drilled into the supports to simplify the installation process. When ordering Aurora Shelving for lateral mobile applications, backs are required and must be ordered separately.

OPEN SHELF FILING – 18 GAUGE - LEGAL SIZE

Units Do Not Include Dividers, See Page 40 for Divider Information



Closed Starter Unit consists of:
 Closed “L” Uprights, 18G. Slotted Shelves, 18G. Top Shelf, Shelf Supports, Reinforcements (as noted), Back Stops or Center Stops, 2¾” Quik-Base (except where noted).



Open Add-on Unit consists of:
 Open “T” Upright, 18G. Slotted Shelves, 18G. Top Shelf, Shelf Supports, Reinforcements (as noted), Back Stops or Center Stops, 2¾” Quik-Base (except where noted).

STARTER UNITS

Shelves are spaced on 12” centers, providing 11¼” clearance.
 Shelf supports are adjustable on ½” increments.

LEGAL SIZE, 76¼”H: 7 SHELVES / 6 OPENINGS

ITEM NUMBER	W D H	WT.	PRICE
F15C7L24-7600	24”x15”x76¼”	90.6 lbs.	\$407.90
F15C7L30-7600	30”x15”x76¼”	107.3 lbs.	\$433.45
F15C7L36-7600	36”x15”x76¼”	122.3 lbs.	\$435.20
F15C7L42-7600	42”x15”x76¼”	151.2 lbs.	\$532.90
F15C7L48-7600	48”x15”x76¼”	168.2 lbs.	\$590.15
•• F30C7L24-7600	24”x30”x76¼”	163.1 lbs.	\$695.05
•• F30C7L30-7600	30”x30”x76¼”	181.4 lbs.	\$722.40
•• F30C7L36-7600	36”x30”x76¼”	204.6 lbs.	\$759.45
•• F30C7L42-7600	42”x30”x76¼”	240.6 lbs.	\$857.85
•• F30C7L48-7600	48”x30”x76¼”	265.7 lbs.	\$918.65

LEGAL SIZE, 88¼”H: 8 SHELVES / 7 OPENINGS

F15C8L24-8800	24”x15”x88¼”	105.2 lbs.	\$465.00
F15C8L30-8800	30”x15”x88¼”	124.3 lbs.	\$494.15
F15C8L36-8800	36”x15”x88¼”	141.7 lbs.	\$496.00
F15C8L42-8800	42”x15”x88¼”	175.1 lbs.	\$608.05
F15C8L48-8800	48”x15”x88¼”	194.9 lbs.	\$673.35
•• F30C8L24-8800	24”x30”x88¼”	186.3 lbs.	\$793.05
•• F30C8L30-8800	30”x30”x88¼”	210.5 lbs.	\$824.40
•• F30C8L36-8800	36”x30”x88¼”	237.5 lbs.	\$866.55
•• F30C8L42-8800	42”x30”x88¼”	279.5 lbs.	\$979.20
•• F30C8L48-8800	48”x30”x88¼”	308.7 lbs.	\$1,048.70

•• Price includes 2 reinforcements per shelf, except top shelf.

* Closed uprights are available for add-on units. Price and weights are different. Consult customer service.

* ADD-ON UNITS

Shelves are spaced on 12” centers, providing 11¼” clearance.
 Shelf supports are adjustable on ½” increments.

LEGAL SIZE, 76¼”H: 7 SHELVES / 6 OPENINGS

ITEM NUMBER	W D H	WT.	PRICE
F1507T24-7600	24”x15”x76¼”	71.8 lbs.	\$339.50
F1507T30-7600	30”x15”x76¼”	89.2 lbs.	\$365.00
F1507T36-7600	36”x15”x76¼”	104.2 lbs.	\$366.75
F1507T42-7600	42”x15”x76¼”	133.1 lbs.	\$464.50
F1507T48-7600	48”x15”x76¼”	150.1 lbs.	\$521.70
•• F3007T24-7600	24”x30”x76¼”	127.8 lbs.	\$562.30
•• F3007T30-7600	30”x30”x76¼”	149.7 lbs.	\$589.60
•• F3007T36-7600	36”x30”x76¼”	172.9 lbs.	\$626.65
•• F3007T42-7600	42”x30”x76¼”	209 lbs.	\$725.05
•• F3007T48-7600	48”x30”x76¼”	234 lbs.	\$785.85

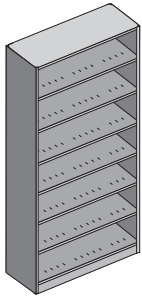
LEGAL SIZE, 88¼”H: 8 SHELVES / 7 OPENINGS

F1508T24-8800	24”x15”x88¼”	82.3 lbs.	\$386.30
F1508T30-8800	30”x15”x88¼”	103 lbs.	\$415.40
F1508T36-8800	36”x15”x88¼”	120.5 lbs.	\$417.35
F1508T42-8800	42”x15”x88¼”	153.9 lbs.	\$529.30
F1508T48-8800	48”x15”x88¼”	173.7 lbs.	\$594.65
•• F3008T24-8800	24”x30”x88¼”	147.3 lbs.	\$638.05
•• F3008T30-8800	30”x30”x88¼”	174.5 lbs.	\$669.40
•• F3008T36-8800	36”x30”x88¼”	201.5 lbs.	\$711.60
•• F3008T42-8800	42”x30”x88¼”	243.5 lbs.	\$824.25
•• F3008T48-8800	48”x30”x88¼”	272.7 lbs.	\$893.70

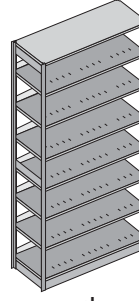
☎ = X-P-R-E-S-S Items in bold print are also available on the Shelving XPRESS Program.

OPEN SHELF FILING – MOBILE READY 18 GAUGE - LEGAL SIZE

Units Do Not Include Dividers, See Page 40 for Divider Information



Closed Starter Unit consists of:
 Closed "L" Uprights, 18G. Slotted Shelves,
 18G. Top Shelf, Reinforcements (as noted),
 Back Stops or Center Stops, Shelf Sup-
 ports, Single Rivet Bottom Shelf Supports.



Open Add-on Unit consists of:
 Open "T" Upright, 18G. Slotted Shelves,
 18G. Top Shelf, Reinforcements (as noted),
 Back Stops or Center Stops, Shelf Sup-
 ports, Single Rivet Bottom Shelf Supports.

STARTER UNITS – MOBILE READY

Shelves are spaced on 10½" centers, providing 9¾" clearance.
 Shelf supports are adjustable on 1½" increments.

* ADD-ON UNITS – MOBILE READY

Shelves are spaced on 10½" centers, providing 9¾" clearance.
 Shelf supports are adjustable on 1½" increments

LEGAL SIZE, 76¼"H: 8 SHELVES / 7 OPENINGS

ITEM NUMBER	W D H	WT.	PRICE
F15C8L24-M00	24"x15"x76¼"	97.8 lbs.	\$447.40
F15C8L30-M00	30"x15"x76¼"	116.4 lbs.	\$476.85
F15C8L36-M00	36"x15"x76¼"	133.2 lbs.	\$478.90
F15C8L42-M00	42"x15"x76¼"	164.8 lbs.	\$587.95
F15C8L48-M00	48"x15"x76¼"	183.7 lbs.	\$652.35
•• F30C8L24-M00	24"x30"x76¼"	176.5 lbs.	\$764.30
•• F30C8L30-M00	30"x30"x76¼"	197.4 lbs.	\$796.10
•• F30C8L36-M00	36"x30"x76¼"	223.0 lbs.	\$837.95
•• F30C8L42-M00	42"x30"x76¼"	263.5 lbs.	\$947.20
•• F30C8L48-M00	48"x30"x76¼"	291.2 lbs.	\$1,014.90

LEGAL SIZE, 76¼"H: 8 SHELVES / 7 OPENINGS

ITEM NUMBER	W D H	WT.	PRICE
F1508T24-M00	24"x15"x76¼"	79.0 lbs.	\$379.00
F1508T30-M00	30"x15"x76¼"	98.3 lbs.	\$408.45
F1508T36-M00	36"x15"x76¼"	115.1 lbs.	\$410.50
F1508T42-M00	42"x15"x76¼"	146.7 lbs.	\$519.55
F1508T48-M00	48"x15"x76¼"	165.6 lbs.	\$583.90
•• F3008T24-M00	24"x30"x76¼"	141.2 lbs.	\$631.60
•• F3008T30-M00	30"x30"x76¼"	165.8 lbs.	\$663.30
•• F3008T36-M00	36"x30"x76¼"	191.4 lbs.	\$705.15
•• F3008T42-M00	42"x30"x76¼"	231.8 lbs.	\$814.40
•• F3008T48-M00	48"x30"x76¼"	259.6 lbs.	\$882.10

LEGAL SIZE, 85¼"H: 9 SHELVES / 8 OPENINGS

ITEM NUMBER	W D H	WT.	PRICE
F15C9L24-8500	24"x15"x85¼"	111.2 lbs.	\$508.20
F15C9L30-8500	30"x15"x85¼"	130.9 lbs.	\$541.40
F15C9L36-8500	36"x15"x85¼"	149.8 lbs.	\$543.50
F15C9L42-8500	42"x15"x85¼"	185.7 lbs.	\$666.85
F15C9L48-8500	48"x15"x85¼"	207 lbs.	\$739.30
•• F30C9L24-8500	24"x30"x85¼"	197.9 lbs.	\$833.15
•• F30C9L30-8500	30"x30"x85¼"	222.2 lbs.	\$868.95
•• F30C9L36-8500	36"x30"x85¼"	251 lbs.	\$915.90
•• F30C9L42-8500	42"x30"x85¼"	296.8 lbs.	\$1,039.40
•• F30C9L48-8500	48"x30"x85¼"	328 lbs.	\$1,115.75

LEGAL SIZE, 85¼"H: 9 SHELVES / 8 OPENINGS

ITEM NUMBER	W D H	WT.	PRICE
F1509T24-8500	24"x15"x85¼"	89.7 lbs.	\$423.70
F1509T30-8500	30"x15"x85¼"	110.4 lbs.	\$456.75
F1509T36-8500	36"x15"x85¼"	129.3 lbs.	\$458.95
F1509T42-8500	42"x15"x85¼"	165.2 lbs.	\$582.30
F1509T48-8500	48"x15"x85¼"	186.5 lbs.	\$654.70
•• F3009T24-8500	24"x30"x85¼"	162.2 lbs.	\$712.05
•• F3009T30-8500	30"x30"x85¼"	187.6 lbs.	\$747.80
•• F3009T36-8500	36"x30"x85¼"	216.4 lbs.	\$794.80
•• F3009T42-8500	42"x30"x85¼"	262.2 lbs.	\$918.25
•• F3009T48-8500	48"x30"x85¼"	293.4 lbs.	\$994.60

LEGAL SIZE, 88¼"H: 9 SHELVES / 8 OPENINGS

ITEM NUMBER	W D H	WT.	PRICE
F15C9L24-M00	24"x15"x88¼"	112.4 lbs.	\$504.55
F15C9L30-M00	30"x15"x88¼"	132.1 lbs.	\$537.55
F15C9L36-M00	36"x15"x88¼"	151 lbs.	\$539.70
F15C9L42-M00	42"x15"x88¼"	186.9 lbs.	\$663.10
F15C9L48-M00	48"x15"x88¼"	208.2 lbs.	\$735.50
•• F30C9L24-M00	24"x30"x88¼"	199.6 lbs.	\$862.35
•• F30C9L30-M00	30"x30"x88¼"	224 lbs.	\$898.10
•• F30C9L36-M00	36"x30"x88¼"	252.8 lbs.	\$945.05
•• F30C9L42-M00	42"x30"x88¼"	298.6 lbs.	\$1,068.55
•• F30C9L48-M00	48"x30"x88¼"	329.9 lbs.	\$1,144.90

LEGAL SIZE, 88¼"H: 9 SHELVES / 8 OPENINGS

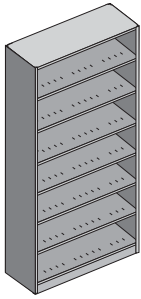
ITEM NUMBER	W D H	WT.	PRICE
F1509T24-M00	24"x15"x88¼"	89.5 lbs.	\$425.75
F1509T30-M00	30"x15"x88¼"	110.9 lbs.	\$458.85
F1509T36-M00	36"x15"x88¼"	129.8 lbs.	\$461.00
F1509T42-M00	42"x15"x88¼"	165.6 lbs.	\$584.40
F1509T48-M00	48"x15"x88¼"	187 lbs.	\$656.80
•• F3009T24-M00	24"x30"x88¼"	160.7 lbs.	\$707.35
•• F3009T30-M00	30"x30"x88¼"	188 lbs.	\$743.10
•• F3009T36-M00	36"x30"x88¼"	216.8 lbs.	\$790.10
•• F3009T42-M00	42"x30"x88¼"	262.6 lbs.	\$913.60
•• F3009T48-M00	48"x30"x88¼"	293.9 lbs.	\$989.90

•• Price includes 2 reinforcements per shelf, except top shelf.

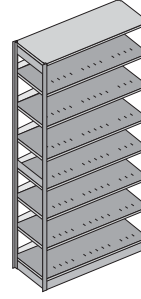
* Closed uprights are available for add-on units. Price and weights are different. Consult customer service.

OPEN SHELF FILING – MOBILE READY 18 GAUGE - LEGAL SIZE

Units Do Not Include Dividers, See Page 40 for Divider Information



Closed Starter Unit consists of:
 Closed “L” Uprights, 18G. Slotted Shelves,
 18G. Top Shelf, Reinforcements (as noted),
 Back Stops or Center Stops, Shelf Sup-
 ports, Single Rivet Bottom Shelf Supports.



Open Add-on Unit consists of:
 Open “T” Upright, 18G. Slotted Shelves,
 18G. Top Shelf, Reinforcements (as noted),
 Back Stops or Center Stops, Shelf Sup-
 ports, Single Rivet Bottom Shelf Supports.

STARTER UNITS – ♦ MOBILE READY

Shelves are spaced on 12” centers, providing 11¼” clearance.
 Shelf supports are adjustable on 1½” increments.

* ADD-ON UNITS – ♦ MOBILE READY

Shelves are spaced on 12” centers, providing 11¼” clearance.
 Shelf supports are adjustable on 1½” increments.

LEGAL SIZE, 76¼”H: 7 SHELVES / 6 OPENINGS						
ITEM NUMBER	W	D	H	WT.	PRICE	
F15C7L24-76M00	24”	15”	76¼”	89.7 lbs.	\$406.85	♦
F15C7L30-76M00	30”	15”	76¼”	105.6 lbs.	\$432.60	♦
F15C7L36-76M00	36”	15”	76¼”	120.3 lbs.	\$434.55	♦
F15C7L42-76M00	42”	15”	76¼”	147.7 lbs.	\$529.30	♦
F15C7L48-76M00	48”	15”	76¼”	164.1 lbs.	\$585.55	♦
♦♦ F30C7L24-76M00	24”	30”	76¼”	160.9 lbs.	\$692.75	♦
♦♦ F30C7L30-76M00	30”	30”	76¼”	178.2 lbs.	\$720.50	♦
♦♦ F30C7L36-76M00	36”	30”	76¼”	200.6 lbs.	\$757.25	♦
♦♦ F30C7L42-76M00	42”	30”	76¼”	235.8 lbs.	\$852.25	♦
♦♦ F30C7L48-76M00	48”	30”	76¼”	260.0 lbs.	\$911.30	♦

LEGAL SIZE, 76¼”H: 7 SHELVES / 6 OPENINGS						
ITEM NUMBER	W	D	H	WT.	PRICE	
F1507T24-76M00	24”	15”	76¼”	70.9 lbs.	\$338.40	♦
F1507T30-76M00	30”	15”	76¼”	87.5 lbs.	\$364.20	♦
F1507T36-76M00	36”	15”	76¼”	102.2 lbs.	\$366.15	♦
F1507T42-76M00	42”	15”	76¼”	129.6 lbs.	\$460.90	♦
F1507T48-76M00	48”	15”	76¼”	146 lbs.	\$517.15	♦
♦♦ F3007T24-76M00	24”	30”	76¼”	125.6 lbs.	\$560.00	♦
♦♦ F3007T30-76M00	30”	30”	76¼”	146.6 lbs.	\$587.70	♦
♦♦ F3007T36-76M00	36”	30”	76¼”	169 lbs.	\$624.45	♦
♦♦ F3007T42-76M00	42”	30”	76¼”	204.1 lbs.	\$719.45	♦
♦♦ F3007T48-76M00	48”	30”	76¼”	228.3 lbs.	\$778.45	♦

LEGAL SIZE, 88¼”H: 8 SHELVES / 7 OPENINGS						
ITEM NUMBER	W	D	H	WT.	PRICE	
F15C8L24-88M00	24”	15”	88¼”	104.3 lbs.	\$463.90	♦
F15C8L30-88M00	30”	15”	88¼”	121.3 lbs.	\$493.30	♦
F15C8L36-88M00	36”	15”	88¼”	138.1 lbs.	\$495.35	♦
F15C8L42-88M00	42”	15”	88¼”	169.7 lbs.	\$604.40	♦
F15C8L48-88M00	48”	15”	88¼”	188.6 lbs.	\$668.80	♦
♦♦ F30C8L24-88M00	24”	30”	88¼”	184 lbs.	\$790.75	♦
♦♦ F30C8L30-88M00	30”	30”	88¼”	204.8 lbs.	\$822.50	♦
♦♦ F30C8L36-88M00	36”	30”	88¼”	230.4 lbs.	\$864.35	♦
♦♦ F30C8L42-88M00	42”	30”	88¼”	270.9 lbs.	\$973.60	♦
♦♦ F30C8L48-88M00	48”	30”	88¼”	298.6 lbs.	\$1,041.30	♦

LEGAL SIZE, 88¼”H: 8 SHELVES / 7 OPENINGS						
ITEM NUMBER	W	D	H	WT.	PRICE	
F1508T24-88M00	24”	15”	88¼”	81.4 lbs.	\$385.15	♦
F1508T30-88M00	30”	15”	88¼”	100.1 lbs.	\$414.60	♦
F1508T36-88M00	36”	15”	88¼”	116.9 lbs.	\$416.65	♦
F1508T42-88M00	42”	15”	88¼”	148.5 lbs.	\$525.75	♦
F1508T48-88M00	48”	15”	88¼”	167.4 lbs.	\$590.05	♦
♦♦ F3008T24-88M00	24”	30”	88¼”	145 lbs.	\$635.75	♦
♦♦ F3008T30-88M00	30”	30”	88¼”	168.8 lbs.	\$667.50	♦
♦♦ F3008T36-88M00	36”	30”	88¼”	194.4 lbs.	\$709.35	♦
♦♦ F3008T42-88M00	42”	30”	88¼”	234.9 lbs.	\$818.65	♦
♦♦ F3008T48-88M00	48”	30”	88¼”	262.6 lbs.	\$886.30	♦

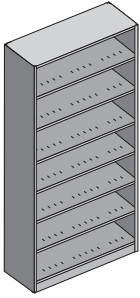
- ♦♦ Price includes 2 reinforcements per shelf, except top shelf.
- * Closed uprights are available for add-on units. Price and weights are different. Consult customer service.

♦ **MOBILE READY:** Single rivet bottom 1¼” shelf supports replace Quik-Base 2¾” and standard supports, making attachment to mobile carriages easy, quick and secure. Holes are pre-drilled into the supports to simplify the installation process. When ordering Aurora Shelving for lateral mobile applications, backs are required and must be ordered separately.

= **XPRESS** Items in bold print are also available on the Shelving XPRESS Program.

OPEN SHELF FILING – 22 GAUGE - LETTER SIZE

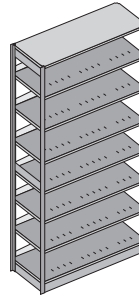
Units Do Not Include Dividers, See Page 40 for Divider Information



Closed Starter Unit consists of:
 Closed "L" Uprights, 22G. Slotted Shelves, 22G. Top Shelf, Shelf Supports, Reinforcements (as noted), Back Stops or Center Stops, 2¾" Quik-Base (except where noted).

STARTER UNITS

Shelves are spaced on 10½" centers, providing 9¾" clearance.
 Shelf supports are adjustable on 1½" increments.



Open Add-on Unit consists of:
 Open "T" Upright, 22G. Slotted Shelves, 22G. Top Shelf, Shelf Supports, Reinforcements (as noted), Back Stops or Center Stops, 2¾" Quik-Base (except where noted).

* ADD-ON UNITS

Shelves are spaced on 10½" centers, providing 9¾" clearance.
 Shelf supports are adjustable on 1½" increments.

LETTER SIZE, 64¼"H: 7 SHELVES / 6 OPENINGS

ITEM NUMBER	W D H	WT.	PRICE	
2F12C7L2400	24"x12"x64¼"	62.8 lbs.	\$326.05	◆
2F12C7L3000	30"x12"x64¼"	74.5 lbs.	\$342.60	◆
2F12C7L3600	36"x12"x64¼"	84.6 lbs.	\$345.00	◆
2F12C7L4200	42"x12"x64¼"	107.4 lbs.	\$422.65	◆
2F12C7L4800	48"x12"x64¼"	122.5 lbs.	\$466.35	◆
• 2F24C7L2400	24"x24"x64¼"	94.9 lbs.	\$464.35	◆
• 2F24C7L3000	30"x24"x64¼"	109.9 lbs.	\$481.10	◆
• 2F24C7L3600	36"x24"x64¼"	123.4 lbs.	\$490.30	◆
•• 2F24C7L4200	42"x24"x64¼"	156.4 lbs.	\$593.50	◆
•• 2F24C7L4800	48"x24"x64¼"	171.8 lbs.	\$654.25	◆

LETTER SIZE, 64¼"H: 7 SHELVES / 6 OPENINGS

ITEM NUMBER	W D H	WT.	PRICE	
2F12O7T2400	24"x12"x64¼"	50.4 lbs.	\$275.60	◆
2F12O7T3000	30"x12"x64¼"	61.8 lbs.	\$292.10	◆
2F12O7T3600	36"x12"x64¼"	71.8 lbs.	\$294.50	◆
2F12O7T4200	42"x12"x64¼"	94.7 lbs.	\$372.10	◆
2F12O7T4800	48"x12"x64¼"	106.6 lbs.	\$406.40	◆
• 2F24O7T2400	24"x24"x64¼"	72.3 lbs.	\$386.25	◆
• 2F24O7T3000	30"x24"x64¼"	88.2 lbs.	\$402.85	◆
• 2F24O7T3600	36"x24"x64¼"	101.8 lbs.	\$412.10	◆
•• 2F24O7T4200	42"x24"x64¼"	134.8 lbs.	\$515.30	◆
•• 2F24O7T4800	48"x24"x64¼"	150.2 lbs.	\$576.05	◆

LETTER SIZE, 76¼"H: 8 SHELVES / 7 OPENINGS

ITEM NUMBER	W D H	WT.	PRICE	
2F12C8L2400	24"x12"x76¼"	73.4 lbs.	\$375.25	
2F12C8L3000	30"x12"x76¼"	88 lbs.	\$393.95	Ⓢ
2F12C8L3600	36"x12"x76¼"	100 lbs.	\$396.10	Ⓢ
2F12C8L4200	42"x12"x76¼"	127.8 lbs.	\$488.35	Ⓢ
2F12C8L4800	48"x12"x76¼"	142.1 lbs.	\$528.55	Ⓢ
• 2F24C8L2400	24"x24"x76¼"	111.9 lbs.	\$548.55	Ⓢ
• 2F24C8L3000	30"x24"x76¼"	130.6 lbs.	\$567.25	Ⓢ
• 2F24C8L3600	36"x24"x76¼"	147 lbs.	\$577.55	Ⓢ
•• 2F24C8L4200	42"x24"x76¼"	185.9 lbs.	\$697.75	Ⓢ
•• 2F24C8L4800	48"x24"x76¼"	204.4 lbs.	\$769.20	Ⓢ

LETTER SIZE, 76¼"H: 8 SHELVES / 7 OPENINGS

ITEM NUMBER	W D H	WT.	PRICE	
2F12O8T2400	24"x12"x76¼"	57.5 lbs.	\$311.60	
2F12O8T3000	30"x12"x76¼"	72.6 lbs.	\$330.35	Ⓢ
2F12O8T3600	36"x12"x76¼"	84.6 lbs.	\$332.50	Ⓢ
2F12O8T4200	42"x12"x76¼"	112.5 lbs.	\$424.75	Ⓢ
2F12O8T4800	48"x12"x76¼"	126.7 lbs.	\$465.05	Ⓢ
• 2F24O8T2400	24"x24"x76¼"	84.6 lbs.	\$443.00	Ⓢ
• 2F24O8T3000	30"x24"x76¼"	104.4 lbs.	\$461.00	Ⓢ
• 2F24O8T3600	36"x24"x76¼"	120.8 lbs.	\$472.00	Ⓢ
•• 2F24O8T4200	42"x24"x76¼"	159.6 lbs.	\$592.20	Ⓢ
•• 2F24O8T4800	48"x24"x76¼"	178.1 lbs.	\$663.60	Ⓢ

LETTER SIZE, 88¼"H: 9 SHELVES / 8 OPENINGS

ITEM NUMBER	W D H	WT.	PRICE	
2F12C9L2400	24"x12"x88¼"	84.4 lbs.	\$417.05	
2F12C9L3000	30"x12"x88¼"	101.1 lbs.	\$438.20	Ⓢ
2F12C9L3600	36"x12"x88¼"	114.9 lbs.	\$440.40	Ⓢ
2F12C9L4200	42"x12"x88¼"	146.6 lbs.	\$544.25	Ⓢ
2F12C9L4800	48"x12"x88¼"	162.9 lbs.	\$589.55	Ⓢ
• 2F24C9L2400	24"x24"x88¼"	133 lbs.	\$619.45	Ⓢ
• 2F24C9L3000	30"x24"x88¼"	150.6 lbs.	\$640.60	Ⓢ
• 2F24C9L3600	36"x24"x88¼"	169.5 lbs.	\$651.60	Ⓢ
•• 2F24C9L4200	42"x24"x88¼"	214.2 lbs.	\$787.25	Ⓢ
•• 2F24C9L4800	48"x24"x88¼"	235.5 lbs.	\$867.50	Ⓢ

LETTER SIZE, 88¼"H: 9 SHELVES / 8 OPENINGS

ITEM NUMBER	W D H	WT.	PRICE	
2F12O9T2400	24"x12"x88¼"	65.1 lbs.	\$350.10	
2F12O9T3000	30"x12"x88¼"	83.1 lbs.	\$371.10	Ⓢ
2F12O9T3600	36"x12"x88¼"	96.8 lbs.	\$373.45	Ⓢ
2F12O9T4200	42"x12"x88¼"	128.6 lbs.	\$477.25	Ⓢ
2F12O9T4800	48"x12"x88¼"	144.9 lbs.	\$522.55	Ⓢ
• 2F24O9T2400	24"x24"x88¼"	95.8 lbs.	\$491.80	Ⓢ
• 2F24O9T3000	30"x24"x88¼"	119.7 lbs.	\$512.95	Ⓢ
• 2F24O9T3600	36"x24"x88¼"	138.7 lbs.	\$524.00	Ⓢ
•• 2F24O9T4200	42"x24"x88¼"	183.3 lbs.	\$659.55	Ⓢ
•• 2F24O9T4800	48"x24"x88¼"	204.7 lbs.	\$739.90	Ⓢ

LETTER SIZE, 97¼"H: 10 SHELVES / 9 OPENINGS

ITEM NUMBER	W D H	WT.	PRICE	
2F12C10L2400	24"x12"x97¼"	96.3 lbs.	\$481.45	
2F12C10L3000	30"x12"x97¼"	109 lbs.	\$505.00	
2F12C10L3600	36"x12"x97¼"	125.5 lbs.	\$507.20	
2F12C10L4200	42"x12"x97¼"	160.6 lbs.	\$622.60	
2F12C10L4800	48"x12"x97¼"	178.3 lbs.	\$672.95	
• 2F24C10L2400	24"x24"x97¼"	151.3 lbs.	\$684.70	
• 2F24C10L3000	30"x24"x97¼"	163.8 lbs.	\$708.30	
• 2F24C10L3600	36"x24"x97¼"	184.1 lbs.	\$720.05	
•• 2F24C10L4200	42"x24"x97¼"	233.3 lbs.	\$871.10	
•• 2F24C10L4800	48"x24"x97¼"	256.3 lbs.	\$960.25	

LETTER SIZE, 97¼"H: 10 SHELVES / 9 OPENINGS

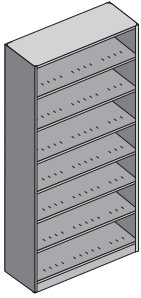
ITEM NUMBER	W D H	WT.	PRICE	
2F12O10T2400	24"x12"x97¼"	73.6 lbs.	\$388.80	
2F12O10T3000	30"x12"x97¼"	91.1 lbs.	\$412.40	
2F12O10T3600	36"x12"x97¼"	106 lbs.	\$414.60	
2F12O10T4200	42"x12"x97¼"	141 lbs.	\$530.05	
2F12O10T4800	48"x12"x97¼"	158.8 lbs.	\$580.35	
• 2F24O10T2400	24"x24"x97¼"	109.1 lbs.	\$551.95	
• 2F24O10T3000	30"x24"x97¼"	130.5 lbs.	\$575.45	
• 2F24O10T3600	36"x24"x97¼"	150.8 lbs.	\$587.25	
•• 2F24O10T4200	42"x24"x97¼"	200 lbs.	\$738.25	
•• 2F24O10T4800	48"x24"x97¼"	223 lbs.	\$827.40	

- Price includes 1 reinforcement per shelf, except top shelf.
- Price includes 2 reinforcements per shelf, except top shelf.
- * Closed uprights are available for add-on units. Price and weights are different. Consult customer service.

◆ **MOBILE READY:** Single rivet bottom 1¼" shelf supports replace Quik-Base 2¾" and standard supports, making attachment to mobile carriages easy, quick and secure. Holes are pre-drilled into the supports to simplify the installation process. When ordering Aurora Shelving for lateral mobile applications, backs are required and must be ordered separately.

OPEN SHELF FILING – 22 GAUGE - LETTER SIZE

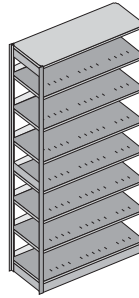
Units Do Not Include Dividers, See Page 40 for Divider Information



Closed Starter Unit consists of:
 Closed “L” Uprights, 22G. Slotted Shelves, 22G. Top Shelf, Shelf Supports, Reinforcements (as noted), Back Stops or Center Stops, 2¾” Quik-Base (except where noted).

STARTER UNITS

Shelves are spaced on 12” centers, providing 11¼” clearance.
 Shelf supports are adjustable on ½” increments.



Open Add-on Unit consists of:
 Open “T” Upright, 22G. Slotted Shelves, 22G. Top Shelf, Shelf Supports, Reinforcements (as noted), Back Stops or Center Stops, 2¾” Quik-Base (except where noted).

* ADD-ON UNITS

Shelves are spaced on 12” centers, providing 11¼” clearance.
 Shelf supports are adjustable on ½” increments.

LETTER SIZE, 76¼”H: 7 SHELVES / 6 OPENINGS

ITEM NUMBER	W D H	WT.	PRICE
2F12C7L24-7600	24”x12”x76¼”	68.1 lbs.	\$342.95
2F12C7L30-7600	30”x12”x76¼”	80.6 lbs.	\$359.25
2F12C7L36-7600	36”x12”x76¼”	91.1 lbs.	\$361.45
2F12C7L42-7600	42”x12”x76¼”	115.4 lbs.	\$442.05
2F12C7L48-7600	48”x12”x76¼”	127.8 lbs.	\$477.30
• 2F24C7L24-7600	24”x24”x76¼”	103.6 lbs.	\$500.70
• 2F24C7L30-7600	30”x24”x76¼”	119.6 lbs.	\$516.95
• 2F24C7L36-7600	36”x24”x76¼”	134 lbs.	\$526.50
•• 2F24C7L42-7600	42”x24”x76¼”	167.7 lbs.	\$631.30
•• 2F24C7L48-7600	48”x24”x76¼”	184 lbs.	\$693.85

LETTER SIZE, 76¼”H: 7 SHELVES / 6 OPENINGS

ITEM NUMBER	W D H	WT.	PRICE
2F12O7T24-7600	24”x12”x76¼”	52.2 lbs.	\$279.35
2F12O7T30-7600	30”x12”x76¼”	65.2 lbs.	\$295.60
2F12O7T36-7600	36”x12”x76¼”	75.7 lbs.	\$297.85
2F12O7T42-7600	42”x12”x76¼”	100 lbs.	\$378.45
2F12O7T48-7600	48”x12”x76¼”	112.4 lbs.	\$413.70
• 2F24O7T24-7600	24”x24”x76¼”	76.3 lbs.	\$395.20
• 2F24O7T30-7600	30”x24”x76¼”	93.4 lbs.	\$411.40
• 2F24O7T36-7600	36”x24”x76¼”	107.8 lbs.	\$420.95
•• 2F24O7T42-7600	42”x24”x76¼”	141.5 lbs.	\$525.75
•• 2F24O7T48-7600	48”x24”x76¼”	157.7 lbs.	\$588.25

LETTER SIZE, 88¼”H: 8 SHELVES / 7 OPENINGS

2F12C8L24-8800	24”x12”x88¼”	79.1 lbs.	\$384.85
2F12C8L30-8800	30”x12”x88¼”	93.7 lbs.	\$403.50
2F12C8L36-8800	36”x12”x88¼”	106 lbs.	\$405.75
2F12C8L42-8800	42”x12”x88¼”	134.2 lbs.	\$497.95
2F12C8L48-8800	48”x12”x88¼”	148.7 lbs.	\$538.20
• 2F24C8L24-8800	24”x24”x88¼”	124.7 lbs.	\$571.65
• 2F24C8L30-8800	30”x24”x88¼”	139.6 lbs.	\$580.05
• 2F24C8L36-8800	36”x24”x88¼”	156.5 lbs.	\$600.60
•• 2F24C8L42-8800	42”x24”x88¼”	196 lbs.	\$720.75
•• 2F24C8L48-8800	48”x24”x88¼”	215.1 lbs.	\$792.20

LETTER SIZE, 88¼”H: 8 SHELVES / 7 OPENINGS

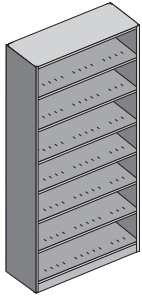
2F12O8T24-8800	24”x12”x88¼”	59.8 lbs.	\$317.85
2F12O8T30-8800	30”x12”x88¼”	75.7 lbs.	\$336.55
2F12O8T36-8800	36”x12”x88¼”	87.9 lbs.	\$338.80
2F12O8T42-8800	42”x12”x88¼”	116.1 lbs.	\$431.00
2F12O8T48-8800	48”x12”x88¼”	130.7 lbs.	\$471.25
• 2F24O8T24-8800	24”x24”x88¼”	87.5 lbs.	\$444.00
• 2F24O8T30-8800	30”x24”x88¼”	108.7 lbs.	\$462.65
• 2F24O8T36-8800	36”x24”x88¼”	125.7 lbs.	\$472.95
•• 2F24O8T42-8800	42”x24”x88¼”	165.2 lbs.	\$593.15
•• 2F24O8T48-8800	48”x24”x88¼”	184.3 lbs.	\$664.55

- Price includes 1 reinforcement per shelf, except top shelf.
- Price includes 2 reinforcements per shelf, except top shelf.
- ★ Closed uprights are available for add-on units. Price and weights are different. Consult customer service.

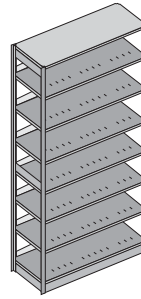
Items in bold print are also available on the Shelving XPRESS Program.

OPEN SHELF FILING – MOBILE READY 22 GAUGE - LETTER SIZE

Units Do Not Include Dividers, See Page 40 for Divider Information



Closed Starter Unit consists of:
 Closed “L” Uprights, 22G. Slotted Shelves,
 22G. Top Shelf, Reinforcements (as noted),
 Back Stops or Center Stops, Shelf Sup-
 ports, Single Rivet Bottom Shelf Supports.



Open Add-on Unit consists of:
 Open “T” Upright, 22G. Slotted Shelves,
 22G. Top Shelf, Reinforcements (as noted),
 Back Stops or Center Stops, Shelf Sup-
 ports, Single Rivet Bottom Shelf Supports.

STARTER UNITS – ♦ MOBILE READY

Shelves are spaced on 10½” centers, providing 9¾” clearance.
 Shelf supports are adjustable on ½” increments.

* ADD-ON UNITS – ♦ MOBILE READY

Shelves are spaced on 10½” centers, providing 9¾” clearance.
 Shelf supports are adjustable on ½” increments.

LETTER SIZE, 76¼”H: 8 SHELVES / 7 OPENINGS

ITEM NUMBER	W D H	WT.	PRICE	
2F12C8L24-M00	24”x12”x76¼”	72.5 lbs.	\$375.10	◆
2F12C8L30-M00	30”x12”x76¼”	86.4 lbs.	\$393.10	◆
2F12C8L36-M00	36”x12”x76¼”	97.9 lbs.	\$395.50	◆
2F12C8L42-M00	42”x12”x76¼”	124.3 lbs.	\$484.75	◆
2F12C8L48-M00	48”x12”x76¼”	138 lbs.	\$524.10	◆
• 2F24C8L24-M00	24”x24”x76¼”	109.4 lbs.	\$544.40	◆
• 2F24C8L30-M00	30”x24”x76¼”	127.3 lbs.	\$563.45	◆
• 2F24C8L36-M00	36”x24”x76¼”	142.8 lbs.	\$573.45	◆
•• 2F24C8L42-M00	42”x24”x76¼”	180.9 lbs.	\$692.05	◆
•• 2F24C8L48-M00	48”x24”x76¼”	198.6 lbs.	\$761.70	◆

LETTER SIZE, 76¼”H: 8 SHELVES / 7 OPENINGS

ITEM NUMBER	W D H	WT.	PRICE	
2F12O8T24-M00	24”x12”x76¼”	56.6 lbs.	\$311.45	◆
2F12O8T30-M00	30”x12”x76¼”	71 lbs.	\$329.50	◆
2F12O8T36-M00	36”x12”x76¼”	82.5 lbs.	\$331.90	◆
2F12O8T42-M00	42”x12”x76¼”	108.9 lbs.	\$421.15	◆
2F12O8T48-M00	48”x12”x76¼”	122.6 lbs.	\$460.50	◆
• 2F24O8T24-M00	24”x24”x76¼”	82 lbs.	\$438.80	◆
• 2F24O8T30-M00	30”x24”x76¼”	101 lbs.	\$457.90	◆
• 2F24O8T36-M00	36”x24”x76¼”	116.5 lbs.	\$467.90	◆
•• 2F24O8T42-M00	42”x24”x76¼”	154.7 lbs.	\$586.50	◆
•• 2F24O8T48-M00	48”x24”x76¼”	172.3 lbs.	\$656.10	◆

LETTER SIZE, 85¼”H: 9 SHELVES / 8 OPENINGS

ITEM NUMBER	W D H	WT.	PRICE	
2F12C9L24-8500	24”x12”x85¼”	82.3 lbs.	\$421.65	◆
2F12C9L30-8500	30”x12”x85¼”	97.1 lbs.	\$443.10	◆
2F12C9L36-8500	36”x12”x85¼”	110.1 lbs.	\$445.50	◆
2F12C9L42-8500	42”x12”x85¼”	140.1 lbs.	\$546.35	◆
2F12C9L48-8500	48”x12”x85¼”	155.6 lbs.	\$590.70	◆
• 2F24C9L24-8500	24”x24”x85¼”	123.9 lbs.	\$594.65	◆
• 2F24C9L30-8500	30”x24”x85¼”	143.1 lbs.	\$616.20	◆
• 2F24C9L36-8500	36”x24”x85¼”	160.5 lbs.	\$626.90	◆
•• 2F24C9L42-8500	42”x24”x85¼”	203.9 lbs.	\$760.95	◆
•• 2F24C9L48-8500	48”x24”x85¼”	223.8 lbs.	\$839.40	◆

LETTER SIZE, 85¼”H: 9 SHELVES / 8 OPENINGS

ITEM NUMBER	W D H	WT.	PRICE	
2F12O9T24-8500	24”x12”x85¼”	63.8 lbs.	\$343.55	◆
2F12O9T30-8500	30”x12”x85¼”	79.7 lbs.	\$365.00	◆
2F12O9T36-8500	36”x12”x85¼”	92.7 lbs.	\$367.40	◆
2F12O9T42-8500	42”x12”x85¼”	122.7 lbs.	\$468.25	◆
2F12O9T48-8500	48”x12”x85¼”	138.2 lbs.	\$512.60	◆
• 2F24O9T24-8500	24”x24”x85¼”	92.4 lbs.	\$490.45	◆
• 2F24O9T30-8500	30”x24”x85¼”	113.4 lbs.	\$511.95	◆
• 2F24O9T36-8500	36”x24”x85¼”	130.8 lbs.	\$522.65	◆
•• 2F24O9T42-8500	42”x24”x85¼”	174.2 lbs.	\$656.70	◆
•• 2F24O9T48-8500	48”x24”x85¼”	194 lbs.	\$735.20	◆

LETTER SIZE, 88¼”H: 9 SHELVES / 8 OPENINGS

ITEM NUMBER	W D H	WT.	PRICE	
2F12C9L24-M00	24”x12”x88¼”	83.5 lbs.	\$417.00	◆
2F12C9L30-M00	30”x12”x88¼”	98.2 lbs.	\$437.40	◆
2F12C9L36-M00	36”x12”x88¼”	111.2 lbs.	\$439.80	◆
2F12C9L42-M00	42”x12”x88¼”	141.2 lbs.	\$540.65	◆
2F12C9L48-M00	48”x12”x88¼”	156.7 lbs.	\$585.00	◆
• 2F24C9L24-M00	24”x24”x88¼”	130.4 lbs.	\$615.35	◆
• 2F24C9L30-M00	30”x24”x88¼”	144.7 lbs.	\$636.80	◆
• 2F24C9L36-M00	36”x24”x88¼”	162.1 lbs.	\$647.50	◆
•• 2F24C9L42-M00	42”x24”x88¼”	205.5 lbs.	\$781.55	◆
•• 2F24C9L48-M00	48”x24”x88¼”	225.3 lbs.	\$860.00	◆

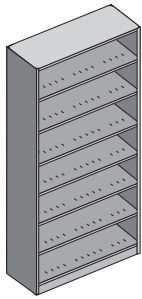
LETTER SIZE, 88¼”H: 9 SHELVES / 8 OPENINGS

ITEM NUMBER	W D H	WT.	PRICE	
2F12O9T24-M00	24”x12”x88¼”	64.3 lbs.	\$350.05	◆
2F12O9T30-M00	30”x12”x88¼”	80.2 lbs.	\$370.45	◆
2F12O9T36-M00	36”x12”x88¼”	93.2 lbs.	\$372.85	◆
2F12O9T42-M00	42”x12”x88¼”	123.2 lbs.	\$473.70	◆
2F12O9T48-M00	48”x12”x88¼”	138.6 lbs.	\$518.05	◆
• 2F24O9T24-M00	24”x24”x88¼”	93.2 lbs.	\$487.60	◆
• 2F24O9T30-M00	30”x24”x88¼”	113.8 lbs.	\$509.15	◆
• 2F24O9T36-M00	36”x24”x88¼”	131.3 lbs.	\$519.85	◆
•• 2F24O9T42-M00	42”x24”x88¼”	174.6 lbs.	\$653.90	◆
•• 2F24O9T48-M00	48”x24”x88¼”	194.5 lbs.	\$732.40	◆

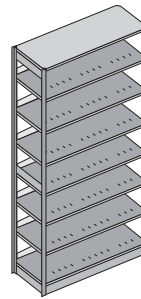
- Price includes 1 reinforcement per shelf, except top shelf.
- Price includes 2 reinforcements per shelf, except top shelf.
- * Closed uprights are available for add-on units. Price and weights are different. Consult customer service.

OPEN SHELF FILING – MOBILE READY 22 GAUGE - LETTER SIZE

Units Do Not Include Dividers, See Page 40 for Divider Information



Closed Starter Unit consists of:
 Closed “L” Uprights, 22G. Slotted Shelves,
 22G. Top Shelf, Reinforcements (as noted),
 Back Stops or Center Stops, Shelf Sup-
 ports, Single Rivet Bottom Shelf Supports.



Open Add-on Unit consists of:
 Open “T” Upright, 22G. Slotted Shelves,
 22G. Top Shelf, Reinforcements (as noted),
 Back Stops or Center Stops, Shelf Sup-
 ports, Single Rivet Bottom Shelf Supports.

STARTER UNITS – MOBILE READY

Shelves are spaced on 12” centers, providing 11¼” clearance.
 Shelf supports are adjustable on ½” increments.

LETTER SIZE, 76¼”H: 7 SHELVES / 6 OPENINGS

ITEM NUMBER	W D H	WT.	PRICE
2F12C7L24-76M00	24”x12”x76¼”	67.2 lbs.	\$341.90 ◆
2F12C7L30-76M00	30”x12”x76¼”	79 lbs.	\$358.45 ◆
2F12C7L36-76M00	36”x12”x76¼”	89 lbs.	\$360.80 ◆
2F12C7L42-76M00	42”x12”x76¼”	112 lbs.	\$438.50 ◆
2F12C7L48-76M00	48”x12”x76¼”	121 lbs.	\$472.80 ◆
• 2F24C7L24-76M00	24”x24”x76¼”	101.1 lbs.	\$496.50 ◆
• 2F24C7L30-76M00	30”x24”x76¼”	117 lbs.	\$513.15 ◆
• 2F24C7L36-76M00	36”x24”x76¼”	131 lbs.	\$522.40 ◆
•• 2F24C7L42-76M00	42”x24”x76¼”	161 lbs.	\$625.55 ◆
•• 2F24C7L48-76M00	48”x24”x76¼”	175 lbs.	\$686.35 ◆

LETTER SIZE, 88¼”H: 8 SHELVES / 7 OPENINGS

2F12C8L24-88M00	24”x12”x88¼”	78.2 lbs.	\$383.75 ◆
2F12C8L30-88M00	30”x12”x88¼”	92 lbs.	\$402.75 ◆
2F12C8L36-88M00	36”x12”x88¼”	131 lbs.	\$405.10 ◆
2F12C8L42-88M00	42”x12”x88¼”	152.2 lbs.	\$494.40 ◆
2F12C8L48-88M00	48”x12”x88¼”	146 lbs.	\$533.70 ◆
• 2F24C8L24-88M00	24”x24”x88¼”	122.1 lbs.	\$567.40 ◆
• 2F24C8L30-88M00	30”x24”x88¼”	136 lbs.	\$586.50 ◆
• 2F24C8L36-88M00	36”x24”x88¼”	187 lbs.	\$596.45 ◆
•• 2F24C8L42-88M00	42”x24”x88¼”	231.7 lbs.	\$715.05 ◆
•• 2F24C8L48-88M00	48”x24”x88¼”	207.1 lbs.	\$784.70 ◆

- Price includes 1 reinforcement per shelf, except top shelf.
- Price includes 2 reinforcements per shelf, except top shelf.
- * Closed uprights are available for add-on units. Price and weights are different. Consult customer service.

* ADD-ON UNITS – MOBILE READY

Shelves are spaced on 12” centers, providing 11¼” clearance.
 Shelf supports are adjustable on ½” increments.

LETTER SIZE, 76¼”H: 7 SHELVES / 6 OPENINGS

ITEM NUMBER	W D H	WT.	PRICE
2F1207T24-76M00	24”x12”x76¼”	51.3 lbs.	\$278.35 ◆
2F1207T30-76M00	30”x12”x76¼”	63 lbs.	\$294.85 ◆
2F1207T36-76M00	36”x12”x76¼”	73.6 lbs.	\$297.20 ◆
2F1207T42-76M00	42”x12”x76¼”	74 lbs.	\$374.85 ◆
2F1207T48-76M00	48”x12”x76¼”	107 lbs.	\$409.15 ◆
• 2F2407T24-76M00	24”x24”x76¼”	73.7 lbs.	\$391.00 ◆
• 2F2407T30-76M00	30”x24”x76¼”	108 lbs.	\$407.60 ◆
•• 2F2407T36-76M00	36”x24”x76¼”	124 lbs.	\$416.80 ◆
•• 2F2407T42-76M00	42”x24”x76¼”	135 lbs.	\$520.00 ◆
•• 2F2407T48-76M00	48”x24”x76¼”	150 lbs.	\$580.75 ◆

LETTER SIZE, 88¼”H: 8 SHELVES / 7 OPENINGS

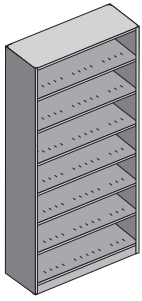
2F1208T24-88M00	24”x12”x88¼”	59 lbs.	\$316.75 ◆
2F1208T30-88M00	30”x12”x88¼”	74 lbs.	\$335.75 ◆
2F1208T36-88M00	36”x12”x88¼”	86 lbs.	\$338.15 ◆
2F1208T42-88M00	42”x12”x88¼”	113 lbs.	\$427.35 ◆
2F1208T48-88M00	48”x12”x88¼”	128 lbs.	\$466.70 ◆
• 2F2408T24-88M00	24”x24”x88¼”	84.9 lbs.	\$439.75 ◆
• 2F2408T30-88M00	30”x24”x88¼”	106 lbs.	\$458.85 ◆
• 2F2408T36-88M00	36”x24”x88¼”	124 lbs.	\$468.80 ◆
•• 2F2408T42-88M00	42”x24”x88¼”	159 lbs.	\$587.45 ◆
•• 2F2408T48-88M00	48”x24”x88¼”	176.3 lbs.	\$657.05 ◆

◆ **MOBILE READY:** Single rivet bottom 1¼” shelf supports replace Quik-Base 2¾” and standard supports, making attachment to mobile carriages easy, quick and secure. Holes are pre-drilled into the supports to simplify the installation process. When ordering Aurora Shelving for lateral mobile applications, backs are required and must be ordered separately.

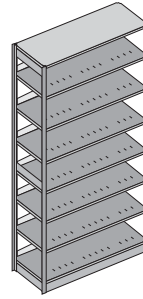
Ⓢ = X-P-R-E-S-S Items in bold print are also available on the Shelving XPRESS Program.

OPEN SHELF FILING – 22 GAUGE - LEGAL SIZE

Units Do Not Include Dividers, See Page 40 for Divider Information



Closed Starter Unit consists of:
 Closed "L" Uprights, 22G. Slotted Shelves,
 22G. Top Shelf, Shelf Supports, Reinforce-
 ments (as noted), Back Stops or Center
 Stops, 2¾" Quik-Base (except where
 noted).



Open Add-on Unit consists of:
 Open "T" Upright, 22G. Slotted Shelves,
 22G. Top Shelf, Shelf Supports, Reinforce-
 ments (as noted), Back Stops or Center
 Stops, 2¾" Quik-Base (except where
 noted).

STARTER UNITS

Shelves are spaced on 10½" centers, providing 9¼" clearance.
 Shelf supports are adjustable on ½" increments.

LEGAL SIZE, 64¼"H: 7 SHELVES / 6 OPENINGS

ITEM NUMBER	W D H	WT.	PRICE
2F15C7L2400	24"x15"x64¼"	69.7 lbs.	\$378.50
2F15C7L3000	30"x15"x64¼"	82.6 lbs.	\$396.05
2F15C7L3600	36"x15"x64¼"	93.8 lbs.	\$400.30
2F15C7L4200	42"x15"x64¼"	117.7 lbs.	\$469.10
2F15C7L4800	48"x15"x64¼"	130.6 lbs.	\$508.55
•• 2F30C7L2400	24"x30"x64¼"	126.2 lbs.	\$529.20
•• 2F30C7L3000	30"x30"x64¼"	136.3 lbs.	\$611.95
•• 2F30C7L3600	36"x30"x64¼"	152 lbs.	\$623.25
•• 2F30C7L4200	42"x30"x64¼"	180.4 lbs.	\$698.60
••• 2F30C7L4800	48"x30"x64¼"	198 lbs.	\$777.75

LEGAL SIZE, 76¼"H: 8 SHELVES / 7 OPENINGS

2F15C8L2400	24"x15"x76¼"	81.2 lbs.	\$420.30
2F15C8L3000	30"x15"x76¼"	97.4 lbs.	\$440.10
2F15C8L3600	36"x15"x76¼"	110.6 lbs.	\$444.20
2F15C8L4200	42"x15"x76¼"	139.7 lbs.	\$526.25
2F15C8L4800	48"x15"x76¼"	155.1 lbs.	\$572.45
•• 2F30C8L2400	24"x30"x76¼"	149.3 lbs.	\$613.80
•• 2F30C8L3000	30"x30"x76¼"	161 lbs.	\$708.35
•• 2F30C8L3600	36"x30"x76¼"	179.8 lbs.	\$720.65
•• 2F30C8L4200	42"x30"x76¼"	213.5 lbs.	\$810.65
••• 2F30C8L4800	48"x30"x76¼"	234.5 lbs.	\$901.55

LEGAL SIZE, 88¼"H: 9 SHELVES / 8 OPENINGS

2F15C9L2400	24"x15"x88¼"	93.6 lbs.	\$474.00
2F15C9L3000	30"x15"x88¼"	111.8 lbs.	\$496.40
2F15C9L3600	36"x15"x88¼"	126.9 lbs.	\$500.50
2F15C9L4200	42"x15"x88¼"	160.1 lbs.	\$592.90
2F15C9L4800	48"x15"x88¼"	177.7 lbs.	\$644.90
•• 2F30C9L2400	24"x30"x88¼"	168.2 lbs.	\$692.90
•• 2F30C9L3000	30"x30"x88¼"	185.2 lbs.	\$799.65
•• 2F30C9L3600	36"x30"x88¼"	206.9 lbs.	\$812.70
•• 2F30C9L4200	42"x30"x88¼"	245.5 lbs.	\$913.85
••• 2F30C9L4800	48"x30"x88¼"	269.7 lbs.	\$1,016.65

LEGAL SIZE, 97¼"H: 10 SHELVES / 9 OPENINGS

2F15C10L2400	24"x15"x97¼"	106.6 lbs.	\$535.65
2F15C10L3000	30"x15"x97¼"	122.4 lbs.	\$560.70
2F15C10L3600	36"x15"x97¼"	138.8 lbs.	\$564.70
2F15C10L4200	42"x15"x97¼"	175.4 lbs.	\$667.50
2F15C10L4800	48"x15"x97¼"	194.7 lbs.	\$725.20
•• 2F30C10L2400	24"x30"x97¼"	189.8 lbs.	\$739.95
•• 2F30C10L3000	30"x30"x97¼"	202.4 lbs.	\$859.00
•• 2F30C10L3600	36"x30"x97¼"	225.7 lbs.	\$872.80
•• 2F30C10L4200	42"x30"x97¼"	268.2 lbs.	\$985.15
••• 2F30C10L4800	48"x30"x97¼"	294.2 lbs.	\$1,099.70

* ADD-ON UNITS

Shelves are spaced on 10½" centers, providing 9¼" clearance.
 Shelf supports are adjustable on ½" increments.

LEGAL SIZE, 64¼"H: 7 SHELVES / 6 OPENINGS

ITEM NUMBER	W D H	WT.	PRICE
2F1507T2400	24"x15"x64¼"	54 lbs.	\$310.00
2F1507T3000	30"x15"x64¼"	67.7 lbs.	\$327.60
2F1507T3600	36"x15"x64¼"	78.8 lbs.	\$331.80
2F1507T4200	42"x15"x64¼"	102.1 lbs.	\$400.55
2F1507T4800	48"x15"x64¼"	115.1 lbs.	\$440.05
•• 2F3007T2400	24"x30"x64¼"	99.7 lbs.	\$426.60
•• 2F3007T3000	30"x30"x64¼"	110.2 lbs.	\$509.35
•• 2F3007T3600	36"x30"x64¼"	125.9 lbs.	\$520.65
•• 2F3007T4200	42"x30"x64¼"	154.4 lbs.	\$595.95
••• 2F3007T4800	48"x30"x64¼"	171.9 lbs.	\$675.15

LEGAL SIZE, 76¼"H: 8 SHELVES / 7 OPENINGS

2F1508T2400	24"x15"x76¼"	62.4 lbs.	\$351.85
2F1508T3000	30"x15"x76¼"	79.3 lbs.	\$371.70
2F1508T3600	36"x15"x76¼"	92.5 lbs.	\$375.80
2F1508T4200	42"x15"x76¼"	121.6 lbs.	\$457.85
2F1508T4800	48"x15"x76¼"	137 lbs.	\$504.00
•• 2F3008T2400	24"x30"x76¼"	114 lbs.	\$481.05
•• 2F3008T3000	30"x30"x76¼"	129.4 lbs.	\$575.55
•• 2F3008T3600	36"x30"x76¼"	148.2 lbs.	\$587.85
•• 2F3008T4200	42"x30"x76¼"	181.9 lbs.	\$677.80
••• 2F3008T4800	48"x30"x76¼"	202.8 lbs.	\$768.75

LEGAL SIZE, 88¼"H: 9 SHELVES / 8 OPENINGS

2F1509T2400	24"x15"x88¼"	70.7 lbs.	\$395.30
2F1509T3000	30"x15"x88¼"	90.6 lbs.	\$417.75
2F1509T3600	36"x15"x88¼"	105.7 lbs.	\$421.80
2F1509T4200	42"x15"x88¼"	138.8 lbs.	\$514.20
2F1509T4800	48"x15"x88¼"	156.5 lbs.	\$566.15
•• 2F3009T2400	24"x30"x88¼"	129.3 lbs.	\$537.90
•• 2F3009T3000	30"x30"x88¼"	149.2 lbs.	\$644.70
•• 2F3009T3600	36"x30"x88¼"	170.9 lbs.	\$657.75
•• 2F3009T4200	42"x30"x88¼"	209.5 lbs.	\$758.90
••• 2F3009T4800	48"x30"x88¼"	233.7 lbs.	\$861.65

LEGAL SIZE, 97¼"H: 10 SHELVES / 9 OPENINGS

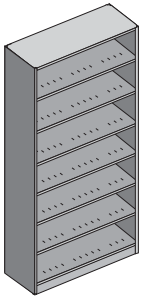
2F15010T2400	24"x15"x97¼"	81.9 lbs.	\$442.00
2F15010T3000	30"x15"x97¼"	99.5 lbs.	\$467.00
2F15010T3600	36"x15"x97¼"	115.9 lbs.	\$471.10
2F15010T4200	42"x15"x97¼"	152.5 lbs.	\$573.90
2F15010T4800	48"x15"x97¼"	171.8 lbs.	\$631.60
•• 2F30010T2400	24"x30"x97¼"	148.6 lbs.	\$601.30
•• 2F30010T3000	30"x30"x97¼"	162.2 lbs.	\$720.30
•• 2F30010T3600	36"x30"x97¼"	185.6 lbs.	\$734.10
•• 2F30010T4200	42"x30"x97¼"	228 lbs.	\$846.40
••• 2F30010T4800	48"x30"x97¼"	254.1 lbs.	\$961.00

- Price includes 2 reinforcements per shelf, except top shelf.
- Price includes 3 reinforcements per shelf, except top shelf.
- * Closed uprights are available for add-on units. Price and weights are different. Consult customer service.

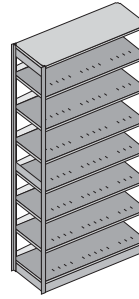
◆ **MOBILE READY:** Single rivet bottom 1¼" shelf supports replace Quik-Base 2¾" and standard supports, making attachment to mobile carriages easy, quick and secure. Holes are pre-drilled into the supports to simplify the installation process. When ordering Aurora Shelving for lateral mobile applications, backs are required and must be ordered separately.

OPEN SHELF FILING – 22 GAUGE - LEGAL SIZE

Units Do Not Include Dividers, See Page 40 for Divider Information



Closed Starter Unit consists of:
 Closed “L” Uprights, 22G. Slotted Shelves, 22G. Top Shelf, Shelf Supports, Reinforcements (as noted), Back Stops or Center Stops, 2¾” Quik-Base (except where noted).



Open Add-on Unit consists of:
 Open “T” Upright, 22G. Slotted Shelves, 22G. Top Shelf, Shelf Supports, Reinforcements (as noted), Back Stops or Center Stops, 2¾” Quik-Base (except where noted).

STARTER UNITS

Shelves are spaced on 12” centers, providing 11¼” clearance.
 Shelf supports are adjustable on ½” increments.

* ADD-ON UNITS

Shelves are spaced on 12” centers, providing 11¼” clearance.
 Shelf supports are adjustable on ½” increments.

LEGAL SIZE, 76¼”H: 7 SHELVES / 6 OPENINGS

ITEM NUMBER	W D H	WT.	PRICE
2F15C7L24-7600	24”x15”x76¼”	75.3 lbs.	\$383.00
2F15C7L30-7600	30”x15”x76¼”	89.2 lbs.	\$400.25
2F15C7L36-7600	36”x15”x76¼”	100.8 lbs.	\$404.35
2F15C7L42-7600	42”x15”x76¼”	126.1 lbs.	\$476.05
2F15C7L48-7600	48”x15”x76¼”	139.6 lbs.	\$516.50
•• 2F30C7L24-7600	24”x30”x76¼”	137.9 lbs.	\$561.05
•• 2F30C7L30-7600	30”x30”x76¼”	146.8 lbs.	\$643.45
•• 2F30C7L36-7600	36”x30”x76¼”	163.3 lbs.	\$655.00
•• 2F30C7L42-7600	42”x30”x76¼”	192.7 lbs.	\$733.75
••• 2F30C7L48-7600	48”x30”x76¼”	211 lbs.	\$812.85

LEGAL SIZE, 76¼”H: 7 SHELVES / 6 OPENINGS

ITEM NUMBER	W D H	WT.	PRICE
2F1507T24-7600	24”x15”x76¼”	56.5 lbs.	\$314.60
2F1507T30-7600	30”x15”x76¼”	71.1 lbs.	\$331.85
2F1507T36-7600	36”x15”x76¼”	82.7 lbs.	\$335.95
2F1507T42-7600	42”x15”x76¼”	108 lbs.	\$407.65
2F1507T48-7600	48”x15”x76¼”	121.5 lbs.	\$448.05
•• 2F3007T24-7600	24”x30”x76¼”	102.6 lbs.	\$428.30
•• 2F3007T30-7600	30”x30”x76¼”	115.1 lbs.	\$510.65
•• 2F3007T36-7600	36”x30”x76¼”	131.7 lbs.	\$522.20
•• 2F3007T42-7600	42”x30”x76¼”	161 lbs.	\$600.95
••• 2F3007T48-7600	48”x30”x76¼”	179.4 lbs.	\$680.05

LEGAL SIZE, 88¼”H: 8 SHELVES / 7 OPENINGS

2F15C8L24-8800	24”x15”x88¼”	87.7 lbs.	\$436.75
2F15C8L30-8800	30”x15”x88¼”	103.6 lbs.	\$456.55
2F15C8L36-8800	36”x15”x88¼”	117.1 lbs.	\$460.65
2F15C8L42-8800	42”x15”x88¼”	146.5 lbs.	\$542.70
2F15C8L48-8800	48”x15”x88¼”	162.2 lbs.	\$588.95
•• 2F30C8L24-8800	24”x30”x88¼”	156.8 lbs.	\$640.15
•• 2F30C8L30-8800	30”x30”x88¼”	170.9 lbs.	\$734.75
•• 2F30C8L36-8800	36”x30”x88¼”	190.4 lbs.	\$747.05
•• 2F30C8L42-8800	42”x30”x88¼”	224.7 lbs.	\$837.00
••• 2F30C8L48-8800	48”x30”x88¼”	246.2 lbs.	\$927.95

LEGAL SIZE, 88¼”H: 8 SHELVES / 7 OPENINGS

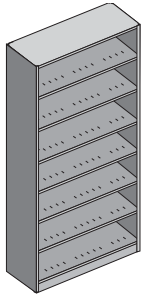
2F1508T24-8800	24”x15”x88¼”	64.8 lbs.	\$358.05
2F1508T30-8800	30”x15”x88¼”	82.4 lbs.	\$377.90
2F1508T36-8800	36”x15”x88¼”	95.8 lbs.	\$381.95
2F1508T42-8800	42”x15”x88¼”	125.2 lbs.	\$464.00
2F1508T48-8800	48”x15”x88¼”	141 lbs.	\$510.20
•• 2F3008T24-8800	24”x30”x88¼”	117.8 lbs.	\$485.20
•• 2F3008T30-8800	30”x30”x88¼”	134.9 lbs.	\$579.80
•• 2F3008T36-8800	36”x30”x88¼”	154.4 lbs.	\$592.10
•• 2F3008T42-8800	42”x30”x88¼”	188.7 lbs.	\$682.05
••• 2F3008T48-8800	48”x30”x88¼”	210.2 lbs.	\$772.95

- Price includes 2 reinforcements per shelf, except top shelf.
- Price includes 3 reinforcements per shelf, except top shelf.
- ★ Closed uprights are available for add-on units. Price and weights are different. Consult customer service.

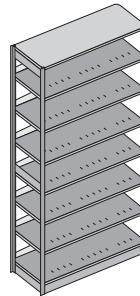
Ⓢ = X-P-R-E-S-S Items in bold print are also available on the Shelving XPRESS Program.

OPEN SHELF FILING – MOBILE READY 22 GAUGE - LEGAL SIZE

Units Do Not Include Dividers, See Page 40 for Divider Information



Closed Starter Unit consists of:
 Closed "L" Uprights, 22G. Slotted Shelves, 22G. Top Shelf, Reinforcements (as noted), Back Stops or Center Stops, Shelf Supports, Single Rivet Bottom Shelf Supports.



Open Add-on Unit consists of:
 Open "T" Upright, 22G. Slotted Shelves, 22G. Top Shelf, Reinforcements (as noted), Back Stops or Center Stops, Shelf Supports, Single Rivet Bottom Shelf Supports.

STARTER UNITS – MOBILE READY

Shelves are spaced on 10½" centers, providing 9¾" clearance.
 Shelf supports are adjustable on 1½" increments.

* ADD-ON UNITS – MOBILE READY

Shelves are spaced on 10½" centers, providing 9¾" clearance.
 Shelf supports are adjustable on 1½" increments.

LEGAL SIZE, 76¼"H: 8 SHELVES / 7 OPENINGS

ITEM NUMBER	W D H	WT.	PRICE	
2F15C8L24-M00	24"x15"x76¼"	80.3 lbs.	\$419.15	◆
2F15C8L30-M00	30"x15"x76¼"	95.7 lbs.	\$439.35	◆
2F15C8L36-M00	36"x15"x76¼"	108.5 lbs.	\$443.50	◆
2F15C8L42-M00	42"x15"x76¼"	136.1 lbs.	\$522.65	◆
2F15C8L48-M00	48"x15"x76¼"	151 lbs.	\$567.90	◆
•• 2F30C8L24-M00	24"x30"x76¼"	147 lbs.	\$611.45	◆
•• 2F30C8L30-M00	30"x30"x76¼"	155.2 lbs.	\$706.45	◆
•• 2F30C8L36-M00	36"x30"x76¼"	175.9 lbs.	\$718.45	◆
•• 2F30C8L42-M00	42"x30"x76¼"	208.7 lbs.	\$805.00	◆
••• 2F30C8L48-M00	48"x30"x76¼"	228.8 lbs.	\$896.00	◆

LEGAL SIZE, 76¼"H: 8 SHELVES / 7 OPENINGS

ITEM NUMBER	W D H	WT.	PRICE	
2F1508T24-M00	24"x15"x76¼"	61.5 lbs.	\$350.75	◆
2F1508T30-M00	30"x15"x76¼"	77.6 lbs.	\$370.90	◆
2F1508T36-M00	36"x15"x76¼"	90.4 lbs.	\$375.15	◆
2F1508T42-M00	42"x15"x76¼"	118.0 lbs.	\$454.30	◆
2F1508T48-M00	48"x15"x76¼"	132.9 lbs.	\$499.50	◆
•• 2F3008T24-M00	24"x30"x76¼"	111.7 lbs.	\$478.70	◆
•• 2F3008T30-M00	30"x30"x76¼"	123.5 lbs.	\$573.65	◆
•• 2F3008T36-M00	36"x30"x76¼"	144.2 lbs.	\$585.60	◆
•• 2F3008T42-M00	42"x30"x76¼"	177.0 lbs.	\$672.20	◆
••• 2F3008T48-M00	48"x30"x76¼"	197.1 lbs.	\$763.25	◆

LEGAL SIZE, 85¼"H: 9 SHELVES / 8 OPENINGS

2F15C9L24-8500	24"x15"x85¼"	91.5 lbs.	\$476.65	◆
2F15C9L30-8500	30"x15"x85¼"	107.6 lbs.	\$499.45	◆
2F15C9L36-8500	36"x15"x85¼"	122 lbs.	\$503.65	◆
2F15C9L42-8500	42"x15"x85¼"	153.4 lbs.	\$593.15	◆
2F15C9L48-8500	48"x15"x85¼"	170.2 lbs.	\$644.10	◆
•• 2F30C9L24-8500	24"x30"x85¼"	164.2 lbs.	\$661.45	◆
•• 2F30C9L30-8500	30"x30"x85¼"	177.7 lbs.	\$768.65	◆
•• 2F30C9L36-8500	36"x30"x85¼"	197.9 lbs.	\$781.35	◆
•• 2F30C9L42-8500	42"x30"x85¼"	235.1 lbs.	\$879.10	◆
••• 2F30C9L48-8500	48"x30"x85¼"	257.7 lbs.	\$981.90	◆

LEGAL SIZE, 85¼"H: 9 SHELVES / 8 OPENINGS

2F1509T24-8500	24"x15"x85¼"	70 lbs.	\$392.15	◆
2F1509T30-8500	30"x15"x85¼"	87.2 lbs.	\$414.90	◆
2F1509T36-8500	36"x15"x85¼"	101.6 lbs.	\$419.10	◆
2F1509T42-8500	42"x15"x85¼"	133.0 lbs.	\$508.55	◆
2F1509T48-8500	48"x15"x85¼"	149.8 lbs.	\$559.55	◆
•• 2F3009T24-8500	24"x30"x85¼"	128.5 lbs.	\$540.35	◆
•• 2F3009T30-8500	30"x30"x85¼"	143.1 lbs.	\$647.50	◆
•• 2F3009T36-8500	36"x30"x85¼"	163.3 lbs.	\$660.25	◆
•• 2F3009T42-8500	42"x30"x85¼"	200.5 lbs.	\$758.00	◆
••• 2F3009T48-8500	48"x30"x85¼"	223.1 lbs.	\$860.85	◆

LEGAL SIZE, 88¼"H: 9 SHELVES / 8 OPENINGS

2F15C9L24-M00	24"x15"x88¼"	92.8 lbs.	\$472.90	◆
2F15C9L30-M00	30"x15"x88¼"	108.9 lbs.	\$495.65	◆
2F15C9L36-M00	36"x15"x88¼"	123.3 lbs.	\$499.85	◆
2F15C9L42-M00	42"x15"x88¼"	154.6 lbs.	\$589.35	◆
2F15C9L48-M00	48"x15"x88¼"	171.5 lbs.	\$640.30	◆
•• 2F30C9L24-M00	24"x30"x88¼"	166 lbs.	\$690.60	◆
•• 2F30C9L30-M00	30"x30"x88¼"	179.5 lbs.	\$797.80	◆
•• 2F30C9L36-M00	36"x30"x88¼"	199.7 lbs.	\$810.50	◆
•• 2F30C9L42-M00	42"x30"x88¼"	236.9 lbs.	\$908.30	◆
••• 2F30C9L48-M00	48"x30"x88¼"	259.6 lbs.	\$976.30	◆

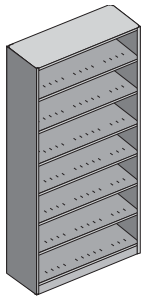
LEGAL SIZE, 88¼"H: 9 SHELVES / 8 OPENINGS

2F1509T24-M00	24"x15"x88¼"	69.9 lbs.	\$394.20	◆
2F1509T30-M00	30"x15"x88¼"	87.6 lbs.	\$416.90	◆
2F1509T36-M00	36"x15"x88¼"	102.0 lbs.	\$421.15	◆
2F1509T42-M00	42"x15"x88¼"	133.4 lbs.	\$510.65	◆
2F1509T48-M00	48"x15"x88¼"	150.2 lbs.	\$561.60	◆
•• 2F3009T24-M00	24"x30"x88¼"	127.0 lbs.	\$535.65	◆
•• 2F3009T30-M00	30"x30"x88¼"	143.5 lbs.	\$642.80	◆
•• 2F3009T36-M00	36"x30"x88¼"	163.7 lbs.	\$655.55	◆
•• 2F3009T42-M00	42"x30"x88¼"	200.9 lbs.	\$753.30	◆
••• 2F3009T48-M00	48"x30"x88¼"	223.6 lbs.	\$856.10	◆

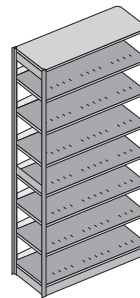
- Price includes 2 reinforcements per shelf, except top shelf.
- Price includes 3 reinforcements per shelf, except top shelf.
- * Closed uprights are available for add-on units. Price and weights are different. Consult customer service.

OPEN SHELF FILING – MOBILE READY 22 GAUGE - LEGAL SIZE

Units Do Not Include Dividers, See Page 40 for Divider Information



Closed Starter Unit consists of:
 Closed “L” Uprights, 22G. Slotted Shelves, 22G. Top Shelf, Reinforcements (as noted), Back Stops or Center Stops, Shelf Supports, Single Rivet Bottom Shelf Supports.



Open Add-on Unit consists of:
 Open “T” Upright, 22G. Slotted Shelves, 22G. Top Shelf, Reinforcements (as noted), Back Stops or Center Stops, Shelf Supports, Single Rivet Bottom Shelf Supports.

STARTER UNITS – MOBILE READY

Shelves are spaced on 12” centers, providing 11¼” clearance.
 Shelf supports are adjustable on ½” increments.

LEGAL SIZE, 76¼”H: 7 SHELVES / 6 OPENINGS

ITEM NUMBER	W D H	WT.	PRICE	
2F15C7L24-76M00	24”x15”x76¼”	74.4 lbs.	\$381.90	◆
2F15C7L30-76M00	30”x15”x76¼”	87.0 lbs.	\$399.50	◆
2F15C7L36-76M00	36”x15”x76¼”	99.0 lbs.	\$403.65	◆
2F15C7L42-76M00	42”x15”x76¼”	123.0 lbs.	\$472.45	◆
2F15C7L48-76M00	48”x15”x76¼”	137.0 lbs.	\$511.95	◆
•• 2F30C7L24-76M00	24”x30”x76¼”	135.6 lbs.	\$558.70	◆
•• 2F30C7L30-76M00	30”x30”x76¼”	143.0 lbs.	\$641.50	◆
•• 2F30C7L36-76M00	36”x30”x76¼”	159.0 lbs.	\$652.80	◆
•• 2F30C7L42-76M00	42”x30”x76¼”	187.0 lbs.	\$728.15	◆
••• 2F30C7L48-76M00	48”x30”x76¼”	205.0 lbs.	\$807.30	◆

LEGAL SIZE, 88¼”H: 8 SHELVES / 7 OPENINGS

2F15C8L24-88M00	24”x15”x88¼”	86.9 lbs.	\$435.60	◆
2F15C8L30-88M00	30”x15”x88¼”	102.0 lbs.	\$455.80	◆
2F15C8L36-88M00	36”x15”x88¼”	113.4 lbs.	\$460.05	◆
2F15C8L42-88M00	42”x15”x88¼”	141.1 lbs.	\$539.15	◆
2F15C8L48-88M00	48”x15”x88¼”	156.0 lbs.	\$584.40	◆
•• 2F30C8L24-88M00	24”x30”x88¼”	154.5 lbs.	\$637.90	◆
•• 2F30C8L30-88M00	30”x30”x88¼”	171 lbs.	\$732.85	◆
•• 2F30C8L36-88M00	36”x30”x88¼”	190 lbs.	\$744.85	◆
•• 2F30C8L42-88M00	42”x30”x88¼”	216.1 lbs.	\$831.40	◆
••• 2F30C8L48-88M00	48”x30”x88¼”	239.0 lbs.	\$891.70	◆

- Price includes 2 reinforcements per shelf, except top shelf.
- Price includes 3 reinforcements per shelf, except top shelf.
- * Closed uprights are available for add-on units. Price and weights are different. Consult customer service.

* ADD-ON UNITS – MOBILE READY

Shelves are spaced on 12” centers, providing 11¼” clearance.
 Shelf supports are adjustable on ½” increments.

LEGAL SIZE, 76¼”H: 7 SHELVES / 6 OPENINGS

ITEM NUMBER	W D H	WT.	PRICE	
2F1507T24-76M00	24”x15”x76¼”	55.6 lbs.	\$313.45	◆
2F1507T30-76M00	30”x15”x76¼”	69.0 lbs.	\$331.05	◆
2F1507T36-76M00	36”x15”x76¼”	80.6 lbs.	\$335.25	◆
2F1507T42-76M00	42”x15”x76¼”	104.5 lbs.	\$404.05	◆
2F1507T48-76M00	48”x15”x76¼”	117.4 lbs.	\$443.50	◆
•• 2F3007T24-76M00	24”x30”x76¼”	100.3 lbs.	\$425.95	◆
•• 2F3007T30-76M00	30”x30”x76¼”	111.0 lbs.	\$508.70	◆
•• 2F3007T36-76M00	36”x30”x76¼”	127.7 lbs.	\$519.95	◆
•• 2F3007T42-76M00	42”x30”x76¼”	156.1 lbs.	\$595.35	◆
••• 2F3007T48-76M00	48”x30”x76¼”	173.7 lbs.	\$674.55	◆

LEGAL SIZE, 88¼”H: 8 SHELVES / 7 OPENINGS

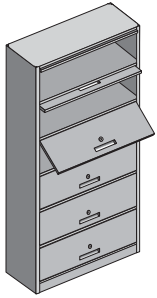
2F1508T24-88M00	24”x15”x88¼”	64 lbs.	\$356.95	◆
2F1508T30-88M00	30”x15”x88¼”	80.0 lbs.	\$377.05	◆
2F1508T36-88M00	36”x15”x88¼”	92.2 lbs.	\$381.30	◆
2F1508T42-88M00	42”x15”x88¼”	119.8 lbs.	\$460.45	◆
2F1508T48-88M00	48”x15”x88¼”	134.7 lbs.	\$505.65	◆
•• 2F3008T24-88M00	24”x30”x88¼”	115.6 lbs.	\$482.90	◆
•• 2F3008T30-88M00	30”x30”x88¼”	130.0 lbs.	\$577.85	◆
•• 2F3008T36-88M00	36”x30”x88¼”	147.2 lbs.	\$589.85	◆
•• 2F3008T42-88M00	42”x30”x88¼”	180.1 lbs.	\$676.45	◆
••• 2F3008T48-88M00	48”x30”x88¼”	200.1 lbs.	\$736.80	◆

◆ **MOBILE READY:** Single rivet bottom 1¼” shelf supports replace Quik-Base 2¾” and standard supports, making attachment to mobile carriages easy, quick and secure. Holes are pre-drilled into the supports to simplify the installation process. When ordering Aurora Shelving for lateral mobile applications, backs are required and must be ordered separately.

🕒 = **X-P-R-E-S-S** Items in bold print are also available on the Shelving XPRESS Program.

RETRACTABLE DOOR UNITS

Units Do Not Include 1306FD Dividers. See Page 40 for Divider Information.

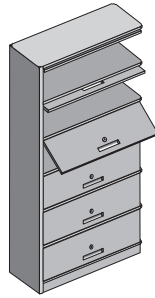


Closed Starter Unit consists of: 22G Slotted Shelves, 6 Locking Doors per section, Closed "L" uprights, 4 1/4" Quik Base. Six openings 12" on center, 9 3/4" clear per opening, Closed Back. Unit accommodates letter size end tab filing.

STARTER UNITS 76 1/4" H: 6 OPENINGS

ITEM NUMBER	W D H	WT.	PRICE
RDL301215-76S00	30"x15"x76 1/4"	205.0 lbs.	\$2,259.65
RDL361215-76S00	36"x15"x76 1/4"	245.3 lbs.	\$2,256.70
RDL421215-76S00	42"x15"x76 1/4"	279.4 lbs.	\$2,417.40

For legal size use 18"D components. Contact Design Support.

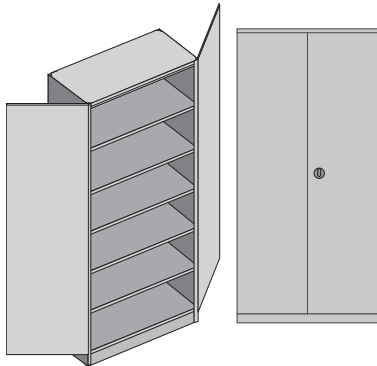


Closed Add-on Unit consists of: 22G Slotted Shelves, 6 Locking Doors per section, Closed "T" upright, 4 1/4" Quik Base. Six openings 12" on center, 9 3/4" clear per opening, Closed Back. Unit accommodates letter size end tab filing.

ADD-ON UNITS 76 1/4" H: 6 OPENINGS

ITEM NUMBER	W D H	WT.	PRICE
RDL301215-76A00	30"x15"x76 1/4"	190.3 lbs.	\$2,211.60
RDL361215-76A00	36"x15"x76 1/4"	231.0 lbs.	\$2,208.70
RDL421215-76A00	42"x15"x76 1/4"	265.1 lbs.	\$2,369.45

LOCKING STORAGE CABINETS



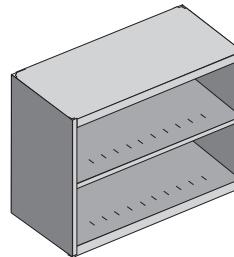
LOCKING STORAGE CABINETS

Closed Unit consists of 7 -18G non-slotted shelves, closed "L" uprights, closed back and Quik-Door with round contemporary handle that locks. Cabinet has 6 openings, and 1 front-to-back reinforcement per usable shelf on 18" deep unit, and 2 front-to-back reinforcements per usable shelf on 24" deep unit.

ITEM NUMBER	W D H	WT.	PRICE
CAB36187600	36" x 18" x 76 1/4"	198.0 lbs.	\$971.55
CAB36247600	36" x 24" x 76 1/4"	225.0 lbs.	\$1,081.80

Additional sizes available, consult customer service.

WALL MOUNTED CABINETS



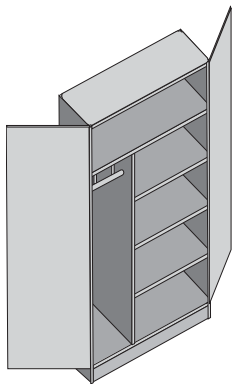
WALL MOUNTED CABINETS

Two-tier wall mounted cabinets with non-slotted or slotted shelving on 15" centers. Slotted shelves include file dividers. Cabinets must be mounted to wall studs.

ITEM NUMBER	W D H	WT.	PRICE
* 3615T31.63WC00	36" x 15" x 31.63"	101.8 lbs.	\$569.95
** 3615F31.63WC00	36" x 15" x 31.63"	101.8 lbs.	\$607.90

* Non-slotted shelves
** Slotted shelves include 2 file dividers per shelf.
Additional sizes available, consult customer service.

GARMENT CABINET



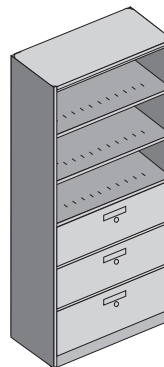
GARMENT CABINET

Closed Unit consists of 3 -18G non-slotted shelves (24" x 24"), 3 - 18G non-slotted shelving (36" x 24") 1 Garment Rack, closed "L" uprights, one special partition, and Quik-Door with round contemporary handle that locks. Cabinet has 5 shelf openings, and 1 wardrobe opening, 6 reinforcements.



ITEM NUMBER	W D H	WT.	PRICE
GAR36247600	36" x 24" x 76 1/4"	345.0 lbs.	\$1,113.70

COMBINATION UNIT



COMBINATION UNIT

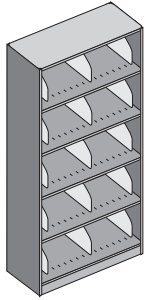
Blends storage and filing in a handy preconfigured unit of 3 locking drawers for hanging files along with 3 open tiers.

Closed starter units consists of 1 - 18 g top shelf, 3 - 18 g slotted shelves w/ backstops for general storage or legal size filing, closed L uprights, closed back, 2 3/4" Quik-Base front and back, 3 locking letter size drawers for hanging files. Includes rail packs. 1306 File dividers not included. See page 34.

ITEM NUMBER	W D H	WT.	PRICE
COM361215-76S00	36" x 15" x 76 1/4"	250.0 lbs.	\$1,844.35
COM361215-76A00	36" x 15" x 76 1/4"	237.0 lbs.	\$1,796.35

Additional sizes available, consult customer service.

X-RAY SHELVING



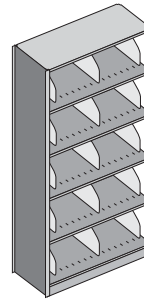
Closed Starter Unit consists of:
Closed "L" Uprights, 18G. Slotted Shelves, 18G. Top Shelf, Shelf Supports, Reinforcements (as noted), Back Stops or Center Stops, Dividers, 4¼" Quik-Base.

STARTER UNITS

Four shelves are spaced 16½" on center (with clear opening of 15¼").
One shelf spaced on 18" on center (with clear opening of 16¾").

X-RAY, 88¼"H: 6 SHELVES / 5 OPENINGS

ITEM NUMBER	W D H	WT.	PRICE
TX15C6L3600	36"x15"x88¼"	141.1 lbs.	\$508.30
TX15C6L4200	42"x15"x88¼"	154.7 lbs.	\$567.50
TX15C6L4800	48"x15"x88¼"	175.9 lbs.	\$646.75
•• TX18C6L3600 Ⓢ	36"x18"x88¼"	168.9 lbs.	\$589.80
•• TX18C6L4200 Ⓢ	42"x18"x88¼"	183.9 lbs.	\$641.70
••• TX18C6L4800 Ⓢ	48"x18"x88¼"	213.2 lbs.	\$743.95
••• TX30C6L3600	36"x30"x88¼"	256.6 lbs.	\$982.40
••• TX30C6L4200	42"x30"x88¼"	290.5 lbs.	\$1,066.40
••• TX30C6L4800	48"x30"x88¼"	329.5 lbs.	\$1,186.45
••• TX36C6L3600 Ⓢ	36"x36"x88¼"	298.5 lbs.	\$1,093.00
•••• TX36C6L4200 Ⓢ	42"x36"x88¼"	344.9 lbs.	\$1,237.55
•••• TX36C6L4800 Ⓢ	48"x36"x88¼"	390.8 lbs.	\$1,377.70



Open Add-on Unit consists of:
Closed "T" Upright, 18G. Slotted Shelves, 18G. Top Shelf, Shelf Supports, Reinforcements (as noted), Back Stops or Center Stops, Dividers, 4¼" Quik-Base.

ADD-ON UNITS

Four shelves are spaced 16½" on center (with clear opening of 15¼").
One shelf spaced on 18" on center (with clear opening of 16¾").

X-RAY, 88¼"H: 6 SHELVES / 5 OPENINGS

ITEM NUMBER	W D H	WT.	PRICE
TX15C6T3600	36"x15"x88¼"	126.8 lbs.	\$453.35
TX15C6T4200	42"x15"x88¼"	140.4 lbs.	\$512.60
TX15C6T4800	48"x15"x88¼"	161.6 lbs.	\$591.85
•• TX18C6T3600 Ⓢ	36"x18"x88¼"	152.8 lbs.	\$524.85
•• TX18C6T4200 Ⓢ	42"x18"x88¼"	167.8 lbs.	\$576.75
••• TX18C6T4800 Ⓢ	48"x18"x88¼"	197.2 lbs.	\$679.05
••• TX30C6T3600	36"x30"x88¼"	233.3 lbs.	\$881.60
••• TX30C6T4200	42"x30"x88¼"	267.2 lbs.	\$965.60
••• TX30C6T4800	48"x30"x88¼"	306.2 lbs.	\$1,085.70
••• TX36C6T3600 Ⓢ	36"x36"x88¼"	271.7 lbs.	\$988.95
•••• TX36C6T4200 Ⓢ	42"x36"x88¼"	318.1 lbs.	\$1,133.60
•••• TX36C6T4800 Ⓢ	48"x36"x88¼"	364.0 lbs.	\$1,273.75

STARTER UNITS – ♦ MOBILE READY

X-RAY, 88¼"H: 6 SHELVES / 5 OPENINGS

ITEM NUMBER	W D H	WT.	PRICE
•• TX18C6L36-M00	36"x18"x88¼"	165.0 lbs.	\$586.90 ♦
•• TX18C6L42-M00	42"x18"x88¼"	179.3 lbs.	\$637.85 ♦
••• TX18C6L48-M00	48"x18"x88¼"	207.9 lbs.	\$739.10 ♦
••• TX36C6L36-M00	36"x36"x88¼"	281.3 lbs.	\$1,083.25 ♦
•••• TX36C6L42-M00	42"x36"x88¼"	304.7 lbs.	\$1,201.90 ♦
•••• TX36C6L48-M00	48"x36"x88¼"	373.4 lbs.	\$1,368.25 ♦

- Price includes 2 reinforcements per shelf, except top shelf.
- Price includes 3 reinforcements per shelf, except top shelf.
- Price includes 4 reinforcements per shelf, except top shelf.

ADD-ON UNITS – ♦ MOBILE READY

X-RAY, 88¼"H: 6 SHELVES / 5 OPENINGS

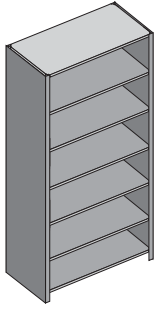
ITEM NUMBER	W D H	WT.	PRICE
•• TX18C6T36-M00	36"x18"x88¼"	150.7 lbs.	\$527.75 ♦
•• TX18C6T42-M00	42"x18"x88¼"	163.3 lbs.	\$572.90 ♦
••• TX18C6T48-M00	48"x18"x88¼"	191.9 lbs.	\$674.20 ♦
••• TX36C6T36-M00	36"x36"x88¼"	254.5 lbs.	\$979.25 ♦
•••• TX36C6T42-M00	42"x36"x88¼"	277.9 lbs.	\$1,097.90 ♦
•••• TX36C6T48-M00	48"x36"x88¼"	346.5 lbs.	\$1,264.20 ♦

♦ **MOBILE READY:** Single rivet bottom 1¼" shelf supports replace Quik-Base 2¾" and standard supports, making attachment to mobile carriages easy, quick and secure. Holes are pre-drilled into the supports to simplify the installation process. When ordering Aurora Shelving for lateral mobile applications, backs are required and must be ordered separately.

Price Includes: 3 file dividers per single entry opening for 36" and 42" wide.
6 file dividers per double entry opening for 36" and 42" wide.
4 file dividers per single entry opening for 48" wide.
8 file dividers per double entry opening for 48" wide.

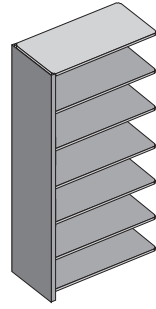
Ⓢ = X-P-R-E-S-S Items in bold print are also available on the Shelving XPRESS Program.

18 GAUGE STANDARD QUIK-LOK CLOSED SHELVING



Closed Starter Unit consists of:
Closed "L" Uprights, 18G. Shelves, Back Panel, Shelf Supports.

Note: All "TQ" Starter Units are 88¼" High.
Reinforcements included where noted.
Quik-Base not included.
See page 41 for ordering information.



Closed Add-on Unit consists of:
Closed "T" Upright, 18G. Shelves, Back Panel, Shelf Supports.

Note: All "TQ" Add-on Units are 88¼" High.
Reinforcements included where noted.
Quik-Base not included.
See page 41 for ordering information.

STARTER UNITS

QUIK-LOK, 88¼"H: 5 SHELVES / 4 OPENINGS

ITEM NUMBER	W	D	H	WT.	PRICE
TQ12C5L2400	24"	x12"	x88¼"	91.4 lbs.	\$342.55
TQ15C5L2400	24"	x15"	x88¼"	102.1 lbs.	\$376.60
TQ18C5L2400	24"	x18"	x88¼"	110.3 lbs.	\$426.95
• TQ24C5L2400	24"	x24"	x88¼"	139.0 lbs.	\$531.75
• TQ12C5L3000 (1)	30"	x12"	x88¼"	103.5 lbs.	\$361.60
• TQ15C5L3000 (1)	30"	x15"	x88¼"	113.0 lbs.	\$400.05
• TQ18C5L3000 (1)	30"	x18"	x88¼"	124.3 lbs.	\$442.50
• TQ24C5L3000 (1)	30"	x24"	x88¼"	156.9 lbs.	\$541.55
• TQ12C5L3600 (1)	36"	x12"	x88¼"	109.6 lbs.	\$388.05
• TQ15C5L3600 (1)	36"	x15"	x88¼"	120.7 lbs.	\$424.80
• TQ18C5L3600 (1)	36"	x18"	x88¼"	131.8 lbs.	\$459.20
• TQ24C5L3600 (1)	36"	x24"	x88¼"	160.9 lbs.	\$553.85
• TQ12C5L4200 (1)	42"	x12"	x88¼"	122.5 lbs.	\$436.70
• TQ15C5L4200 (1)	42"	x15"	x88¼"	134.8 lbs.	\$478.20
• TQ18C5L4200 (1)	42"	x18"	x88¼"	147.1 lbs.	\$516.80
•• TQ24C5L4200 (1)	42"	x24"	x88¼"	185.4 lbs.	\$647.45
•• TQ12C5L4800 (1)	48"	x12"	x88¼"	135.3 lbs.	\$478.65
•• TQ15C5L4800 (1)	48"	x15"	x88¼"	148.8 lbs.	\$530.40
•• TQ18C5L4800 (1)	48"	x18"	x88¼"	162.4 lbs.	\$560.10
•• TQ24C5L4800 (1)	48"	x24"	x88¼"	203.1 lbs.	\$696.00

ADD-ON UNITS

QUIK-LOK, 88¼"H: 5 SHELVES / 4 OPENINGS

ITEM NUMBER	W	D	H	WT.	PRICE
TQ12C5T2400	24"	x12"	x88¼"	77.3 lbs.	\$290.05
TQ15C5T2400	24"	x15"	x88¼"	87.4 lbs.	\$321.60
TQ18C5T2400	24"	x18"	x88¼"	93.2 lbs.	\$362.00
• TQ24C5T2400	24"	x24"	x88¼"	113.1 lbs.	\$441.65
• TQ12C5T3000 (1)	30"	x12"	x88¼"	89.4 lbs.	\$309.10
• TQ15C5T3000 (1)	30"	x15"	x88¼"	98.3 lbs.	\$345.05
• TQ18C5T3000 (1)	30"	x18"	x88¼"	107.2 lbs.	\$377.50
• TQ24C5T3000 (1)	30"	x24"	x88¼"	131.0 lbs.	\$451.65
• TQ12C5T3600 (1)	36"	x12"	x88¼"	97.1 lbs.	\$335.55
• TQ15C5T3600 (1)	36"	x15"	x88¼"	106.4 lbs.	\$369.90
• TQ18C5T3600 (1)	36"	x18"	x88¼"	115.7 lbs.	\$394.30
• TQ24C5T3600 (1)	36"	x24"	x88¼"	141.2 lbs.	\$464.00
• TQ12C5T4200 (1)	42"	x12"	x88¼"	110.0 lbs.	\$384.15
• TQ15C5T4200 (1)	42"	x15"	x88¼"	120.5 lbs.	\$423.25
• TQ18C5T4200 (1)	42"	x18"	x88¼"	131.0 lbs.	\$451.90
•• TQ24C5T4200 (1)	42"	x24"	x88¼"	165.8 lbs.	\$557.65
•• TQ12C5T4800 (1)	48"	x12"	x88¼"	122.8 lbs.	\$426.15
•• TQ15C5T4800 (1)	48"	x15"	x88¼"	134.5 lbs.	\$475.50
•• TQ18C5T4800 (1)	48"	x18"	x88¼"	146.3 lbs.	\$495.15
•• TQ24C5T4800 (1)	48"	x24"	x88¼"	183.5 lbs.	\$606.15

QUIK-LOK, 88¼"H: 6 SHELVES / 5 OPENINGS

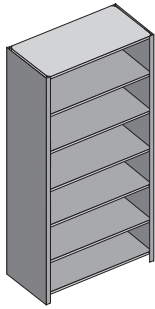
ITEM NUMBER	W	D	H	WT.	PRICE
TQ12C6L2400	24"	x12"	x88¼"	98.0 lbs.	\$367.20
TQ15C6L2400	24"	x15"	x88¼"	110.1 lbs.	\$405.25
TQ18C6L2400	24"	x18"	x88¼"	118.8 lbs.	\$462.65
• TQ24C6L2400	24"	x24"	x88¼"	151.3 lbs.	\$582.55
• TQ12C6L3000 (1)	30"	x12"	x88¼"	111.8 lbs.	\$389.70
• TQ15C6L3000 (1)	30"	x15"	x88¼"	122.4 lbs.	\$433.05
• TQ18C6L3000 (1)	30"	x18"	x88¼"	134.9 lbs.	\$480.95
• TQ24C6L3000 (1)	30"	x24"	x88¼"	172.1 lbs.	\$594.00
• TQ12C6L3600 (1)	36"	x12"	x88¼"	119.8 lbs.	\$420.60
• TQ15C6L3600 (1)	36"	x15"	x88¼"	132.4 lbs.	\$461.95
• TQ18C6L3600 (1)	36"	x18"	x88¼"	144.9 lbs.	\$500.20
• TQ24C6L3600 (1)	36"	x24"	x88¼"	178.7 lbs.	\$608.00
• TQ12C6L4200 (1)	42"	x12"	x88¼"	134.3 lbs.	\$475.25
• TQ15C6L4200 (1)	42"	x15"	x88¼"	148.3 lbs.	\$522.35
• TQ18C6L4200 (1)	42"	x18"	x88¼"	162.4 lbs.	\$565.65
•• TQ24C6L4200 (1)	42"	x24"	x88¼"	207.6 lbs.	\$717.70
•• TQ12C6L4800 (1)	48"	x12"	x88¼"	148.8 lbs.	\$522.75
•• TQ15C6L4800 (1)	48"	x15"	x88¼"	164.3 lbs.	\$582.20
•• TQ18C6L4800 (1)	48"	x18"	x88¼"	179.8 lbs.	\$614.70
•• TQ24C6L4800 (1)	48"	x24"	x88¼"	227.9 lbs.	\$773.10

QUIK-LOK, 88¼"H: 6 SHELVES / 5 OPENINGS

ITEM NUMBER	W	D	H	WT.	PRICE
TQ12C6T2400	24"	x12"	x88¼"	83.8 lbs.	\$314.65
TQ15C6T2400	24"	x15"	x88¼"	95.3 lbs.	\$350.30
TQ18C6T2400	24"	x18"	x88¼"	101.8 lbs.	\$397.65
• TQ24C6T2400	24"	x24"	x88¼"	125.4 lbs.	\$492.70
• TQ12C6T3000 (1)	30"	x12"	x88¼"	97.6 lbs.	\$337.15
• TQ15C6T3000 (1)	30"	x15"	x88¼"	107.6 lbs.	\$378.15
• TQ18C6T3000 (1)	30"	x18"	x88¼"	117.8 lbs.	\$416.00
• TQ24C6T3000 (1)	30"	x24"	x88¼"	146.1 lbs.	\$504.15
• TQ12C6T3600 (1)	36"	x12"	x88¼"	107.3 lbs.	\$368.05
• TQ15C6T3600 (1)	36"	x15"	x88¼"	118.1 lbs.	\$407.05
• TQ18C6T3600 (1)	36"	x18"	x88¼"	128.9 lbs.	\$435.25
• TQ24C6T3600 (1)	36"	x24"	x88¼"	159.1 lbs.	\$518.15
• TQ12C6T4200 (1)	42"	x12"	x88¼"	121.8 lbs.	\$422.75
• TQ15C6T4200 (1)	42"	x15"	x88¼"	134.0 lbs.	\$467.35
• TQ18C6T4200 (1)	42"	x18"	x88¼"	146.3 lbs.	\$500.70
•• TQ24C6T4200 (1)	42"	x24"	x88¼"	188.0 lbs.	\$627.85
•• TQ12C6T4800 (1)	48"	x12"	x88¼"	136.3 lbs.	\$470.25
•• TQ15C6T4800 (1)	48"	x15"	x88¼"	150.0 lbs.	\$527.25
•• TQ18C6T4800 (1)	48"	x18"	x88¼"	163.7 lbs.	\$549.80
•• TQ24C6T4800 (1)	48"	x24"	x88¼"	208.3 lbs.	\$683.30

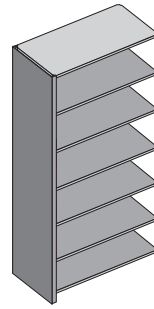
- Price includes One (1) reinforcement per shelf except top shelf.
- Price includes Two (2) reinforcements per shelf except top shelf. Additional sizes available.

18 GAUGE STANDARD QUIK-LOK CLOSED SHELVING



Closed Starter Unit consists of:
Closed "L" Uprights, 18G. Shelves, Back Panel, Shelf Supports.

Note: All "TQ" Starter Units are 88 1/4" High. Reinforcements included where noted. Quik-Base not included. See page 41 for ordering information.



Closed Add-on Unit consists of:
Closed "T" Upright, 18G. Shelves, Back Panel, Shelf Supports.

Note: All "TQ" Add-on Units are 88 1/4" High. Reinforcements included where noted. Quik-Base not included. See page 41 for ordering information.

STARTER UNITS

QUIK-LOK, 88 1/4" H: 7 SHELVES / 6 OPENINGS

ITEM NUMBER	W	D	H	WT.	PRICE
TQ12C7L2400	24"	12"	88 1/4"	104.6 lbs.	\$391.70
TQ15C7L2400	24"	15"	88 1/4"	118.0 lbs.	\$433.95
TQ18C7L2400	24"	18"	88 1/4"	127.4 lbs.	\$498.30
• TQ24C7L2400	24"	24"	88 1/4"	163.6 lbs.	\$633.45
TQ12C7L3000 (1)	30"	12"	88 1/4"	120.1 lbs.	\$417.80
TQ15C7L3000 (1)	30"	15"	88 1/4"	131.8 lbs.	\$466.15
TQ18C7L3000 (1)	30"	18"	88 1/4"	145.5 lbs.	\$519.40
• TQ24C7L3000 (1)	30"	24"	88 1/4"	187.2 lbs.	\$646.55
TQ12C7L3600 (1)	36"	12"	88 1/4"	129.9 lbs.	\$453.10
TQ15C7L3600 (1)	36"	15"	88 1/4"	144.0 lbs.	\$499.15
TQ18C7L3600 (1)	36"	18"	88 1/4"	158.1 lbs.	\$541.10
• TQ24C7L3600 (1)	36"	24"	88 1/4"	196.6 lbs.	\$662.05
TQ12C7L4200 (1)	42"	12"	88 1/4"	146.1 lbs.	\$513.85
TQ15C7L4200 (1)	42"	15"	88 1/4"	161.9 lbs.	\$566.55
TQ18C7L4200 (1)	42"	18"	88 1/4"	177.7 lbs.	\$614.45
•• TQ24C7L4200 (1)	42"	24"	88 1/4"	229.8 lbs.	\$787.85
TQ12C7L4800 (1)	48"	12"	88 1/4"	162.2 lbs.	\$566.90
TQ15C7L4800 (1)	48"	15"	88 1/4"	179.7 lbs.	\$634.00
TQ18C7L4800 (1)	48"	18"	88 1/4"	197.2 lbs.	\$669.35
•• TQ24C7L4800 (1)	48"	24"	88 1/4"	252.8 lbs.	\$850.15

QUIK-LOK, 88 1/4" H: 8 SHELVES / 7 OPENINGS

ITEM NUMBER	W	D	H	WT.	PRICE
TQ12C8L2400	24"	12"	88 1/4"	111.2 lbs.	\$416.30
TQ15C8L2400	24"	15"	88 1/4"	126.0 lbs.	\$462.65
TQ18C8L2400	24"	18"	88 1/4"	135.9 lbs.	\$534.00
• TQ24C8L2400	24"	24"	88 1/4"	176.0 lbs.	\$684.30
TQ12C8L3000 (1)	30"	12"	88 1/4"	128.3 lbs.	\$445.85
TQ15C8L3000 (1)	30"	15"	88 1/4"	141.2 lbs.	\$499.20
TQ18C8L3000 (1)	30"	18"	88 1/4"	156.1 lbs.	\$557.90
• TQ24C8L3000 (1)	30"	24"	88 1/4"	202.4 lbs.	\$699.00
TQ12C8L3600 (1)	36"	12"	88 1/4"	140.0 lbs.	\$485.60
TQ15C8L3600 (1)	36"	15"	88 1/4"	155.6 lbs.	\$536.30
TQ18C8L3600 (1)	36"	18"	88 1/4"	171.2 lbs.	\$582.10
• TQ24C8L3600 (1)	36"	24"	88 1/4"	214.4 lbs.	\$716.20
TQ12C8L4200 (1)	42"	12"	88 1/4"	157.8 lbs.	\$552.45
TQ15C8L4200 (1)	42"	15"	88 1/4"	175.4 lbs.	\$610.70
TQ18C8L4200 (1)	42"	18"	88 1/4"	192.9 lbs.	\$663.30
•• TQ24C8L4200 (1)	42"	24"	88 1/4"	252.0 lbs.	\$858.15
TQ12C8L4800 (1)	48"	12"	88 1/4"	175.7 lbs.	\$611.05
TQ15C8L4800 (1)	48"	15"	88 1/4"	195.2 lbs.	\$685.75
TQ18C8L4800 (1)	48"	18"	88 1/4"	214.7 lbs.	\$724.00
•• TQ24C8L4800 (1)	48"	24"	88 1/4"	277.6 lbs.	\$927.20

- Price includes One (1) reinforcement per shelf except top shelf.
- Price includes Two (2) reinforcements per shelf except top shelf. Additional sizes available.

ADD-ON UNITS

QUIK-LOK, 88 1/4" H: 7 SHELVES / 6 OPENINGS

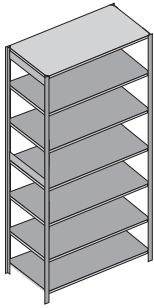
ITEM NUMBER	W	D	H	WT.	PRICE
TQ12C7T2400	24"	12"	88 1/4"	90.4 lbs.	\$339.25
TQ15C7T2400	24"	15"	88 1/4"	103.3 lbs.	\$379.00
TQ18C7T2400	24"	18"	88 1/4"	110.3 lbs.	\$433.35
• TQ24C7T2400	24"	24"	88 1/4"	137.7 lbs.	\$543.60
TQ12C7T3000 (1)	30"	12"	88 1/4"	105.9 lbs.	\$365.25
TQ15C7T3000 (1)	30"	15"	88 1/4"	117.0 lbs.	\$411.15
TQ18C7T3000 (1)	30"	18"	88 1/4"	128.4 lbs.	\$454.45
• TQ24C7T3000 (1)	30"	24"	88 1/4"	161.3 lbs.	\$556.60
TQ12C7T3600 (1)	36"	12"	88 1/4"	117.4 lbs.	\$400.55
TQ15C7T3600 (1)	36"	15"	88 1/4"	129.7 lbs.	\$444.20
TQ18C7T3600 (1)	36"	18"	88 1/4"	142.0 lbs.	\$476.20
• TQ24C7T3600 (1)	36"	24"	88 1/4"	176.9 lbs.	\$572.20
TQ12C7T4200 (1)	42"	12"	88 1/4"	133.6 lbs.	\$461.30
TQ15C7T4200 (1)	42"	15"	88 1/4"	147.6 lbs.	\$511.55
TQ18C7T4200 (1)	42"	18"	88 1/4"	161.6 lbs.	\$549.55
•• TQ24C7T4200 (1)	42"	24"	88 1/4"	210.2 lbs.	\$698.00
TQ12C7T4800 (1)	48"	12"	88 1/4"	149.7 lbs.	\$514.35
TQ15C7T4800 (1)	48"	15"	88 1/4"	165.4 lbs.	\$579.05
TQ18C7T4800 (1)	48"	18"	88 1/4"	181.1 lbs.	\$604.40
•• TQ24C7T4800 (1)	48"	24"	88 1/4"	233.1 lbs.	\$760.35

QUIK-LOK, 88 1/4" H: 8 SHELVES / 7 OPENINGS

ITEM NUMBER	W	D	H	WT.	PRICE
TQ12C8T2400	24"	12"	88 1/4"	97 lbs.	\$363.75
TQ15C8T2400	24"	15"	88 1/4"	111.2 lbs.	\$407.70
TQ18C8T2400	24"	18"	88 1/4"	118.9 lbs.	\$469.05
• TQ24C8T2400	24"	24"	88 1/4"	150.9 lbs.	\$594.40
TQ12C8T3000 (1)	30"	12"	88 1/4"	114.1 lbs.	\$393.30
TQ15C8T3000 (1)	30"	15"	88 1/4"	126.4 lbs.	\$444.25
TQ18C8T3000 (1)	30"	18"	88 1/4"	139.0 lbs.	\$492.90
• TQ24C8T3000 (1)	30"	24"	88 1/4"	176.4 lbs.	\$609.05
TQ12C8T3600 (1)	36"	12"	88 1/4"	127.5 lbs.	\$433.05
TQ15C8T3600 (1)	36"	15"	88 1/4"	141.3 lbs.	\$481.35
TQ18C8T3600 (1)	36"	18"	88 1/4"	155.1 lbs.	\$517.15
• TQ24C8T3600 (1)	36"	24"	88 1/4"	194.7 lbs.	\$626.35
TQ12C8T4200 (1)	42"	12"	88 1/4"	145.4 lbs.	\$499.95
TQ15C8T4200 (1)	42"	15"	88 1/4"	161.1 lbs.	\$555.75
TQ18C8T4200 (1)	42"	18"	88 1/4"	176.9 lbs.	\$598.35
•• TQ24C8T4200 (1)	42"	24"	88 1/4"	232.3 lbs.	\$768.25
TQ12C8T4800 (1)	48"	12"	88 1/4"	163.2 lbs.	\$558.50
TQ15C8T4800 (1)	48"	15"	88 1/4"	180.9 lbs.	\$630.80
TQ18C8T4800 (1)	48"	18"	88 1/4"	198.6 lbs.	\$659.05
•• TQ24C8T4800 (1)	48"	24"	88 1/4"	257.9 lbs.	\$837.40

(1) = X-P-R-E-S-S Items in bold print are also available on the Shelving XPRESS Program.

18 GAUGE STANDARD QUIK-LOK OPEN SHELVING



Open Starter Unit consists of:
Open "L" Uprights, 18G. Shelves, Shelf Supports.

Note: All "TQ" Starter Units are 88 1/4" High. Reinforcements included where noted. Quik-Base not included. See page 41 for ordering information.

STARTER UNITS

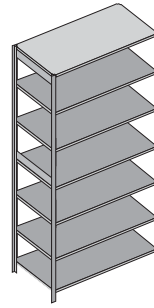
QUIK-LOK, 88 1/4" H: 5 SHELVES / 4 OPENINGS

ITEM NUMBER	W D H	WT.	PRICE
TQ1205L2400	24"x12"x88 1/4"	57.5 lbs.	\$213.45
TQ1505L2400	24"x15"x88 1/4"	65.6 lbs.	\$237.30
TQ1805L2400	24"x18"x88 1/4"	71.1 lbs.	\$279.45
• TQ2405L2400	24"x24"x88 1/4"	89.2 lbs.	\$354.75
TQ1205L3000	30"x12"x88 1/4"	65.9 lbs.	\$230.95
TQ1505L3000	30"x15"x88 1/4"	72.8 lbs.	\$259.20
TQ1805L3000	30"x18"x88 1/4"	81.3 lbs.	\$293.45
• TQ2405L3000	30"x24"x88 1/4"	103.4 lbs.	\$363.00
TQ1205L3600	36"x12"x88 1/4"	72.2 lbs.	\$253.10
TQ1505L3600	36"x15"x88 1/4"	80.4 lbs.	\$279.70
TQ1805L3600	36"x18"x88 1/4"	88.7 lbs.	\$305.95
• TQ2405L3600	36"x24"x88 1/4"	112.1 lbs.	\$371.05
TQ1205L4200	42"x12"x88 1/4"	80.5 lbs.	\$283.45
TQ1505L4200	42"x15"x88 1/4"	90.0 lbs.	\$314.80
TQ1805L4200	42"x18"x88 1/4"	99.5 lbs.	\$345.30
•• TQ2405L4200	42"x24"x88 1/4"	132.1 lbs.	\$446.40
TQ1205L4800	48"x12"x88 1/4"	88.8 lbs.	\$311.15
TQ1505L4800	48"x15"x88 1/4"	99.5 lbs.	\$352.80
TQ1805L4800	48"x18"x88 1/4"	110.2 lbs.	\$374.35
•• TQ2405L4800	48"x24"x88 1/4"	145.3 lbs.	\$480.75

QUIK-LOK, 88 1/4" H: 6 SHELVES / 5 OPENINGS

ITEM NUMBER	W D H	WT.	PRICE
TQ1206L2400	24"x12"x88 1/4"	64.1 lbs.	\$238.05
TQ1506L2400	24"x15"x88 1/4"	73.5 lbs.	\$266.00
TQ1806L2400	24"x18"x88 1/4"	79.6 lbs.	\$315.20
• TQ2406L2400	24"x24"x88 1/4"	101.5 lbs.	\$405.65
TQ1206L3000	30"x12"x88 1/4"	74.2 lbs.	\$259.05
TQ1506L3000	30"x15"x88 1/4"	82.1 lbs.	\$292.25
TQ1806L3000	30"x18"x88 1/4"	91.9 lbs.	\$331.90
• TQ2406L3000	30"x24"x88 1/4"	118.6 lbs.	\$415.45
TQ1206L3600	36"x12"x88 1/4"	82.3 lbs.	\$285.65
TQ1506L3600	36"x15"x88 1/4"	92.1 lbs.	\$316.85
TQ1806L3600	36"x18"x88 1/4"	101.8 lbs.	\$346.95
• TQ2406L3600	36"x24"x88 1/4"	129.9 lbs.	\$425.20
TQ1206L4200	42"x12"x88 1/4"	92.3 lbs.	\$322.00
TQ1506L4200	42"x15"x88 1/4"	103.5 lbs.	\$358.95
TQ1806L4200	42"x18"x88 1/4"	114.7 lbs.	\$394.15
•• TQ2406L4200	42"x24"x88 1/4"	154.3 lbs.	\$516.65
TQ1206L4800	48"x12"x88 1/4"	102.2 lbs.	\$355.30
TQ1506L4800	48"x15"x88 1/4"	114.9 lbs.	\$404.60
TQ1806L4800	48"x18"x88 1/4"	127.6 lbs.	\$429.00
•• TQ2406L4800	48"x24"x88 1/4"	170.2 lbs.	\$557.80

- Price includes One (1) reinforcement per shelf except top shelf.
- Price includes Two (2) reinforcements per shelf except top shelf. Additional sizes available.



Open Add-on Unit consists of:
Open "T" Upright, 18G. Shelves, Shelf Supports.

Note: All "TQ" Add-on Units are 88 1/4" High. Reinforcements included where noted. Quik-Base not included. See page 41 for ordering information.

ADD-ON UNITS

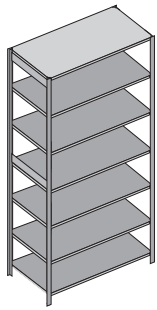
QUIK-LOK, 88 1/4" H: 5 SHELVES / 4 OPENINGS

ITEM NUMBER	W D H	WT.	PRICE
TQ1205T2400	24"x12"x88 1/4"	49.6 lbs.	\$186.35
TQ1505T2400	24"x15"x88 1/4"	56.7 lbs.	\$208.60
TQ1805T2400	24"x18"x88 1/4"	61.1 lbs.	\$245.80
• TQ2405T2400	24"x24"x88 1/4"	79.2 lbs.	\$314.85
TQ1205T3000	30"x12"x88 1/4"	58.0 lbs.	\$203.85
TQ1505T3000	30"x15"x88 1/4"	63.8 lbs.	\$230.50
TQ1805T3000	30"x18"x88 1/4"	71.4 lbs.	\$259.70
• TQ2405T3000	30"x24"x88 1/4"	93.4 lbs.	\$323.05
TQ1205T3600	36"x12"x88 1/4"	65.2 lbs.	\$226.00
TQ1505T3600	36"x15"x88 1/4"	73.1 lbs.	\$251.05
TQ1805T3600	36"x18"x88 1/4"	81.0 lbs.	\$272.25
• TQ2405T3600	36"x24"x88 1/4"	103.6 lbs.	\$331.15
TQ1205T4200	42"x12"x88 1/4"	73.5 lbs.	\$256.40
TQ1505T4200	42"x15"x88 1/4"	82.7 lbs.	\$286.15
TQ1805T4200	42"x18"x88 1/4"	91.8 lbs.	\$311.50
•• TQ2405T4200	42"x24"x88 1/4"	123.7 lbs.	\$406.50
TQ1205T4800	48"x12"x88 1/4"	81.9 lbs.	\$284.10
TQ1505T4800	48"x15"x88 1/4"	92.2 lbs.	\$324.15
TQ1805T4800	48"x18"x88 1/4"	102.5 lbs.	\$340.55
•• TQ2405T4800	48"x24"x88 1/4"	136.84 lbs.	\$440.85

QUIK-LOK, 88 1/4" H: 6 SHELVES / 5 OPENINGS

ITEM NUMBER	W D H	WT.	PRICE
TQ1206T2400	24"x12"x88 1/4"	56.2 lbs.	\$210.95
TQ1506T2400	24"x15"x88 1/4"	64.6 lbs.	\$237.30
TQ1806T2400	24"x18"x88 1/4"	69.6 lbs.	\$281.45
• TQ2406T2400	24"x24"x88 1/4"	91.5 lbs.	\$365.70
TQ1206T3000	30"x12"x88 1/4"	66.3 lbs.	\$231.90
TQ1506T3000	30"x15"x88 1/4"	73.2 lbs.	\$263.55
TQ1806T3000	30"x18"x88 1/4"	82 lbs.	\$298.10
• TQ2406T3000	30"x24"x88 1/4"	108.6 lbs.	\$375.50
TQ1206T3600	36"x12"x88 1/4"	75.4 lbs.	\$258.50
TQ1506T3600	36"x15"x88 1/4"	84.7 lbs.	\$288.20
TQ1806T3600	36"x18"x88 1/4"	94.1 lbs.	\$313.15
• TQ2406T3600	36"x24"x88 1/4"	121.5 lbs.	\$385.30
TQ1206T4200	42"x12"x88 1/4"	85.3 lbs.	\$294.95
TQ1506T4200	42"x15"x88 1/4"	96.2 lbs.	\$330.35
TQ1806T4200	42"x18"x88 1/4"	107.0 lbs.	\$360.35
•• TQ2406T4200	42"x24"x88 1/4"	145.9 lbs.	\$476.70
TQ1206T4800	48"x12"x88 1/4"	95.3 lbs.	\$328.20
TQ1506T4800	48"x15"x88 1/4"	107.6 lbs.	\$375.95
TQ1806T4800	48"x18"x88 1/4"	119.9 lbs.	\$395.20
•• TQ2406T4800	48"x24"x88 1/4"	161.7 lbs.	\$517.90

18 GAUGE STANDARD QUIK-LOK OPEN SHELVING



Open Starter Unit consists of:
Open "L" Uprights, 18G. Shelves, Shelf Supports.

Note: All "TQ" Starter Units are 88 $\frac{1}{4}$ " High. Reinforcements included where noted. Quik-Base not included. See page 41 for ordering information.

STARTER UNITS

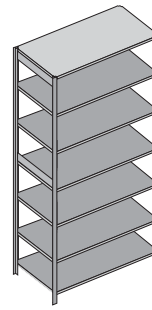
QUIK-LOK, 88 $\frac{1}{4}$ "H: 7 SHELVES / 6 OPENINGS

ITEM NUMBER	W	D	H	WT.	PRICE
TQ1207L2400	24"	x12"	x88 $\frac{1}{4}$ "	70.7 lbs.	\$262.65
TQ1507L2400	24"	x15"	x88 $\frac{1}{4}$ "	81.5 lbs.	\$294.70
TQ1807L2400	24"	x18"	x88 $\frac{1}{4}$ "	88.1 lbs.	\$350.85
• TQ2407L2400	24"	x24"	x88 $\frac{1}{4}$ "	113.9 lbs.	\$456.50
• TQ1207L3000	30"	x12"	x88 $\frac{1}{4}$ "	82.4 lbs.	\$287.10
TQ1507L3000	30"	x15"	x88 $\frac{1}{4}$ "	91.5 lbs.	\$325.30
TQ1807L3000	30"	x18"	x88 $\frac{1}{4}$ "	102.5 lbs.	\$370.40
• TQ2407L3000	30"	x24"	x88 $\frac{1}{4}$ "	133.7 lbs.	\$467.95
TQ1207L3600	36"	x12"	x88 $\frac{1}{4}$ "	92.4 lbs.	\$318.15
TQ1507L3600	36"	x15"	x88 $\frac{1}{4}$ "	103.7 lbs.	\$354.05
TQ1807L3600	36"	x18"	x88 $\frac{1}{4}$ "	115.0 lbs.	\$387.90
• TQ2407L3600	36"	x24"	x88 $\frac{1}{4}$ "	147.8 lbs.	\$479.30
TQ1207L4200	42"	x12"	x88 $\frac{1}{4}$ "	104.1 lbs.	\$360.60
TQ1507L4200	42"	x15"	x88 $\frac{1}{4}$ "	117.0 lbs.	\$403.15
TQ1807L4200	42"	x18"	x88 $\frac{1}{4}$ "	130.0 lbs.	\$442.95
•• TQ2407L4200	42"	x24"	x88 $\frac{1}{4}$ "	179.5 lbs.	\$586.80
TQ1207L4800	48"	x12"	x88 $\frac{1}{4}$ "	115.7 lbs.	\$399.45
TQ1507L4800	48"	x15"	x88 $\frac{1}{4}$ "	130.4 lbs.	\$456.35
TQ1807L4800	48"	x18"	x88 $\frac{1}{4}$ "	145.1 lbs.	\$483.60
•• TQ2407L4800	48"	x24"	x88 $\frac{1}{4}$ "	195.0 lbs.	\$634.85

QUIK-LOK, 88 $\frac{1}{4}$ "H: 8 SHELVES / 7 OPENINGS

ITEM NUMBER	W	D	H	WT.	PRICE
TQ1208L2400	24"	x12"	x88 $\frac{1}{4}$ "	77.3 lbs.	\$287.20
TQ1508L2400	24"	x15"	x88 $\frac{1}{4}$ "	89.4 lbs.	\$323.40
TQ1808L2400	24"	x18"	x88 $\frac{1}{4}$ "	96.7 lbs.	\$386.55
• TQ2408L2400	24"	x24"	x88 $\frac{1}{4}$ "	126.2 lbs.	\$507.35
TQ1208L3000	30"	x12"	x88 $\frac{1}{4}$ "	90.7 lbs.	\$315.20
TQ1508L3000	30"	x15"	x88 $\frac{1}{4}$ "	100.9 lbs.	\$358.35
TQ1808L3000	30"	x18"	x88 $\frac{1}{4}$ "	113.1 lbs.	\$408.80
• TQ2408L3000	30"	x24"	x88 $\frac{1}{4}$ "	148.9 lbs.	\$520.45
TQ1208L3600	36"	x12"	x88 $\frac{1}{4}$ "	102.5 lbs.	\$350.65
TQ1508L3600	36"	x15"	x88 $\frac{1}{4}$ "	115.3 lbs.	\$391.20
TQ1808L3600	36"	x18"	x88 $\frac{1}{4}$ "	128.1 lbs.	\$428.85
• TQ2408L3600	36"	x24"	x88 $\frac{1}{4}$ "	165.6 lbs.	\$533.40
TQ1208L4200	42"	x12"	x88 $\frac{1}{4}$ "	115.9 lbs.	\$399.20
TQ1508L4200	42"	x15"	x88 $\frac{1}{4}$ "	130.6 lbs.	\$447.35
TQ1808L4200	42"	x18"	x88 $\frac{1}{4}$ "	145.3 lbs.	\$491.80
•• TQ2408L4200	42"	x24"	x88 $\frac{1}{4}$ "	198.7 lbs.	\$657.05
TQ1208L4800	48"	x12"	x88 $\frac{1}{4}$ "	129.2 lbs.	\$443.50
TQ1508L4800	48"	x15"	x88 $\frac{1}{4}$ "	145.8 lbs.	\$508.15
TQ1808L4800	48"	x18"	x88 $\frac{1}{4}$ "	162.5 lbs.	\$538.20
•• TQ2408L4800	48"	x24"	x88 $\frac{1}{4}$ "	219.8 lbs.	\$711.95

- Price includes One (1) reinforcement per shelf except top shelf.
- Price includes Two (2) reinforcements per shelf except top shelf. Additional sizes available.



Open Add-on Unit consists of:
Open "T" Upright, 18G. Shelves, Shelf Supports.

Note: All "TQ" Add-on Units are 88 $\frac{1}{4}$ " High. Reinforcements included where noted. Quik-Base not included. See page 41 for ordering information.

ADD-ON UNITS

QUIK-LOK, 88 $\frac{1}{4}$ "H: 7 SHELVES / 6 OPENINGS

ITEM NUMBER	W	D	H	WT.	PRICE
TQ1207T2400	24"	x12"	x88 $\frac{1}{4}$ "	62.8 lbs.	\$235.55
TQ1507T2400	24"	x15"	x88 $\frac{1}{4}$ "	72.6 lbs.	\$266.00
TQ1807T2400	24"	x18"	x88 $\frac{1}{4}$ "	78.2 lbs.	\$317.15
• TQ2407T2400	24"	x24"	x88 $\frac{1}{4}$ "	103.8 lbs.	\$416.50
• TQ1207T3000	30"	x12"	x88 $\frac{1}{4}$ "	74.5 lbs.	\$260.00
TQ1507T3000	30"	x15"	x88 $\frac{1}{4}$ "	82.6 lbs.	\$296.60
TQ1807T3000	30"	x18"	x88 $\frac{1}{4}$ "	92.6 lbs.	\$336.60
• TQ2407T3000	30"	x24"	x88 $\frac{1}{4}$ "	123.7 lbs.	\$428.05
TQ1207T3600	36"	x12"	x88 $\frac{1}{4}$ "	85.5 lbs.	\$291.05
TQ1507T3600	36"	x15"	x88 $\frac{1}{4}$ "	96.4 lbs.	\$325.35
TQ1807T3600	36"	x18"	x88 $\frac{1}{4}$ "	107.3 lbs.	\$354.15
• TQ2407T3600	36"	x24"	x88 $\frac{1}{4}$ "	139.3 lbs.	\$439.40
TQ1207T4200	42"	x12"	x88 $\frac{1}{4}$ "	97.1 lbs.	\$333.55
TQ1507T4200	42"	x15"	x88 $\frac{1}{4}$ "	109.7 lbs.	\$374.50
TQ1807T4200	42"	x18"	x88 $\frac{1}{4}$ "	122.3 lbs.	\$409.15
•• TQ2407T4200	42"	x24"	x88 $\frac{1}{4}$ "	168.1 lbs.	\$546.90
TQ1207T4800	48"	x12"	x88 $\frac{1}{4}$ "	108.8 lbs.	\$372.30
TQ1507T4800	48"	x15"	x88 $\frac{1}{4}$ "	123.1 lbs.	\$427.70
TQ1807T4800	48"	x18"	x88 $\frac{1}{4}$ "	137.4 lbs.	\$449.85
•• TQ2407T4800	48"	x24"	x88 $\frac{1}{4}$ "	186.5 lbs.	\$594.95

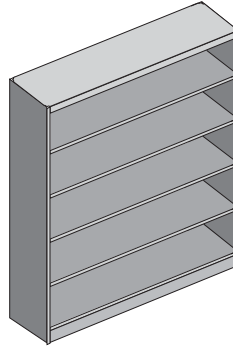
QUIK-LOK, 88 $\frac{1}{4}$ "H: 8 SHELVES / 7 OPENINGS

ITEM NUMBER	W	D	H	WT.	PRICE
TQ1208T2400	24"	x12"	x88 $\frac{1}{4}$ "	69.4 lbs.	\$260.10
TQ1508T2400	24"	x15"	x88 $\frac{1}{4}$ "	80.5 lbs.	\$294.70
TQ1808T2400	24"	x18"	x88 $\frac{1}{4}$ "	86.7 lbs.	\$352.75
• TQ2408T2400	24"	x24"	x88 $\frac{1}{4}$ "	116.2 lbs.	\$467.45
TQ1208T3000	30"	x12"	x88 $\frac{1}{4}$ "	82.8 lbs.	\$288.10
TQ1508T3000	30"	x15"	x88 $\frac{1}{4}$ "	92 lbs.	\$329.65
TQ1808T3000	30"	x18"	x88 $\frac{1}{4}$ "	103.2 lbs.	\$375.10
• TQ2408T3000	30"	x24"	x88 $\frac{1}{4}$ "	138.8 lbs.	\$480.50
TQ1208T3600	36"	x12"	x88 $\frac{1}{4}$ "	95.6 lbs.	\$323.55
TQ1508T3600	36"	x15"	x88 $\frac{1}{4}$ "	108 lbs.	\$362.55
TQ1808T3600	36"	x18"	x88 $\frac{1}{4}$ "	120.4 lbs.	\$395.10
• TQ2408T3600	36"	x24"	x88 $\frac{1}{4}$ "	157.2 lbs.	\$493.50
TQ1208T4200	42"	x12"	x88 $\frac{1}{4}$ "	108.9 lbs.	\$372.10
TQ1508T4200	42"	x15"	x88 $\frac{1}{4}$ "	123.3 lbs.	\$418.70
TQ1808T4200	42"	x18"	x88 $\frac{1}{4}$ "	137.6 lbs.	\$458.00
•• TQ2408T4200	42"	x24"	x88 $\frac{1}{4}$ "	190.3 lbs.	\$617.15
TQ1208T4800	48"	x12"	x88 $\frac{1}{4}$ "	122.2 lbs.	\$416.45
TQ1508T4800	48"	x15"	x88 $\frac{1}{4}$ "	138.5 lbs.	\$479.50
TQ1808T4800	48"	x18"	x88 $\frac{1}{4}$ "	154.8 lbs.	\$504.50
•• TQ2408T4800	48"	x24"	x88 $\frac{1}{4}$ "	211.4 lbs.	\$672.05

Ⓢ = X-P-R-E-S-S Items in bold print are also available on the Shelving XPRESS Program.

AURORA BOOKCASE

The Aurora Bookcase ships completely assembled.



Library Components
 12" Centers
 Adjustable Shelves on 1½" increments.
 2¾" base (Not a Quik-Base)
 Back Panel, Leveling feet to allow alignment.
 Cannot use Quik-Door or Retractable Doors.

30" BOOKCASE (3 OPENINGS)

ITEM NUMBER	W D H	WT.	PRICE
BC30094000	30"x9"x41½"	66.5 lbs.	\$882.55
BC30104000	30"x10"x41½"	70.3 lbs.	\$891.70
BC30124000	30"x12"x41½"	77.8 lbs.	\$907.65
BC30134000	30"x13"x41½"	81.6 lbs.	\$945.10
BC30154000	30"x15"x41½"	89.1 lbs.	\$1,009.00
BC30164000	30"x16"x41½"	92.9 lbs.	\$1,015.60
BC30184000	30"x18"x41½"	100.4 lbs.	\$1,040.25

36" BOOKCASE (3 OPENINGS)

ITEM NUMBER	W D H	WT.	PRICE
BC36094000	36"x9"x41½"	77.5 lbs.	\$922.40
BC36104000	36"x10"x41½"	81.8 lbs.	\$946.95
BC36124000	36"x12"x41½"	90.3 lbs.	\$957.35
BC36134000	36"x13"x41½"	94.6 lbs.	\$989.25
BC36154000	36"x15"x41½"	103.1 lbs.	\$1,057.45
BC36164000	36"x16"x41½"	107.4 lbs.	\$1,060.50
BC36184000	36"x18"x41½"	115.9 lbs.	\$1,088.75

42" BOOKCASE (3 OPENINGS)

ITEM NUMBER	W D H	WT.	PRICE
BC42094000	42"x9"x41½"	88.6 lbs.	\$967.80
BC42104000	42"x10"x41½"	93.4 lbs.	\$977.70
BC42124000	42"x12"x41½"	102.9 lbs.	\$1,008.25
BC42134000	42"x13"x41½"	107.6 lbs.	\$1,032.30
BC42154000	42"x15"x41½"	117.2 lbs.	\$1,113.25
BC42164000	42"x16"x41½"	121.9 lbs.	\$1,135.95
BC42184000	42"x18"x41½"	131.4 lbs.	\$1,141.45

48" BOOKCASE (3 OPENINGS)

ITEM NUMBER	W D H	WT.	PRICE
BC48094000	48"x9"x41½"	99.7 lbs.	\$1,019.95
BC48104000	48"x10"x41½"	104.9 lbs.	\$1,028.50
BC48124000	48"x12"x41½"	115.4 lbs.	\$1,069.70
BC48134000	48"x13"x41½"	120.7 lbs.	\$1,125.55
BC48154000	48"x15"x41½"	131.2 lbs.	\$1,192.40
BC48164000	48"x16"x41½"	136.4 lbs.	\$1,188.70
BC48184000	48"x18"x41½"	146.9 lbs.	\$1,199.20

30" BOOKCASE (5 OPENINGS)

ITEM NUMBER	W D H	WT.	PRICE
BC30096400	30"x9"x65½"	92.1 lbs.	\$1,087.45
BC30106400	30"x10"x65½"	97.4 lbs.	\$1,139.00
BC30126400	30"x12"x65½"	107.9 lbs.	\$1,159.25
BC30136400	30"x13"x65½"	113.2 lbs.	\$1,182.55
BC30156400	30"x15"x65½"	123.7 lbs.	\$1,275.90
BC30166400	30"x16"x65½"	129.0 lbs.	\$1,302.90
BC30186400	30"x18"x65½"	139.5 lbs.	\$1,310.25

36" BOOKCASE (5 OPENINGS)

ITEM NUMBER	W D H	WT.	PRICE
BC36096400	36"x9"x65½"	107.1 lbs.	\$1,121.25
BC36106400	36"x10"x65½"	113.1 lbs.	\$1,191.15
BC36126400	36"x12"x65½"	124.9 lbs.	\$1,208.90
BC36136400	36"x13"x65½"	130.8 lbs.	\$1,220.65
BC36156400	36"x15"x65½"	142.6 lbs.	\$1,318.20
BC36166400	36"x16"x65½"	148.6 lbs.	\$1,331.10
BC36186400	36"x18"x65½"	160.4 lbs.	\$1,359.95

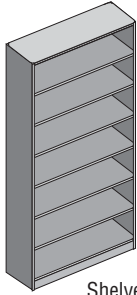
42" BOOKCASE (5 OPENINGS)

ITEM NUMBER	W D H	WT.	PRICE
BC42096400	42"x9"x65½"	122.1 lbs.	\$1,178.90
BC42106400	42"x10"x65½"	128.7 lbs.	\$1,225.50
BC42126400	42"x12"x65½"	141.8 lbs.	\$1,235.35
BC42136400	42"x13"x65½"	148.4 lbs.	\$1,276.45
BC42156400	42"x15"x65½"	161.6 lbs.	\$1,393.05
BC42166400	42"x16"x65½"	168.1 lbs.	\$1,440.90
BC42186400	42"x18"x65½"	181.3 lbs.	\$1,465.50

48" BOOKCASE (5 OPENINGS)

ITEM NUMBER	W D H	WT.	PRICE
BC48096400	48"x9"x65½"	137.1 lbs.	\$1,248.25
BC48106400	48"x10"x65½"	144.4 lbs.	\$1,294.35
BC48126400	48"x12"x65½"	158.8 lbs.	\$1,316.35
BC48136400	48"x13"x65½"	166.0 lbs.	\$1,397.35
BC48156400	48"x15"x65½"	180.5 lbs.	\$1,492.45
BC48166400	48"x16"x65½"	187.7 lbs.	\$1,502.30
BC48186400	48"x18"x65½"	202.2 lbs.	\$1,537.85

LIBRARY SHELVING – CLOSED BACK



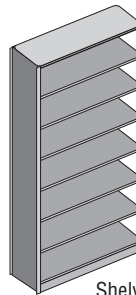
Closed Starter Unit consists of:
 Double Wall “L” Uprights, 22G. Shelves,
 Back Panel, Shelf Supports, 4¼” Quik-Base.

STARTER UNITS

Shelves are spaced on 12” centers, providing 11¼” clearance.
 Shelf supports are adjustable on ½” increments.

LIBRARY, 40¼”H: 3 OPENINGS

ITEM NUMBER	W D H	WT.	PRICE
TL09C3L2400	24”x 9”x40¼”	46.1 lbs.	\$310.10
TL09C3L3000	30”x 9”x40¼”	49.9 lbs.	\$324.00
TL09C3L3600	36”x 9”x40¼”	56.4 lbs.	\$327.60
TL09C3L4200	42”x 9”x40¼”	70.3 lbs.	\$374.15
TL09C3L4800	48”x 9”x40¼”	77.8 lbs.	\$408.35
TL12C3L2400	24”x12”x40¼”	47.6 lbs.	\$338.65
TL12C3L3000	30”x12”x40¼”	55.9 lbs.	\$352.75
TL12C3L3600	36”x12”x40¼”	62.8 lbs.	\$355.85
TL12C3L4200	42”x12”x40¼”	77.1 lbs.	\$400.90
TL12C3L4800	48”x12”x40¼”	85.1 lbs.	\$433.15



Closed Add-on Unit consists of:
 Double Wall “T” Upright, 22G. Shelves,
 Back Panel, Shelf Supports, 4¼” Quik-Base.

ADD-ON UNITS

Shelves are spaced on 12” centers, providing 11¼” clearance.
 Shelf supports are adjustable on ½” increments.

LIBRARY, 40¼”H: 3 OPENINGS

ITEM NUMBER	W D H	WT.	PRICE
TL09C3T2400	24”x 9”x40¼”	39.2 lbs.	\$247.05
TL09C3T3000	30”x 9”x40¼”	42.3 lbs.	\$260.90
TL09C3T3600	36”x 9”x40¼”	48.8 lbs.	\$264.50
TL09C3T4200	42”x 9”x40¼”	62.7 lbs.	\$311.10
TL09C3T4800	48”x 9”x40¼”	70.2 lbs.	\$345.25
TL12C3T2400	24”x12”x40¼”	38.9 lbs.	\$269.10
TL12C3T3000	30”x12”x40¼”	46.4 lbs.	\$283.20
TL12C3T3600	36”x12”x40¼”	53.3 lbs.	\$286.30
TL12C3T4200	42”x12”x40¼”	67.7 lbs.	\$331.30
TL12C3T4800	48”x12”x40¼”	75.7 lbs.	\$363.55

*All “TL” units listed above do not include a top shelf and require laminate tops. Uprights include counter top flange.

NOTE: To properly size laminate top, a floor plan sketch must accompany all orders for 40¼” high units.

LAMINATE TOP (MDF)

Pricing for laminate tops can be obtained in Aurora’s Quik-Quote program or in Configura by entering the nominal dimensions of the top required. It is recommended that all tops have a 1/2” overhang added on all exposed sides. Part Numbering Guide Example: 7212LAMTOP = Length 72” Depth 12” LAMTOP

LIBRARY, 64¼”H: 6 SHELVES / 5 OPENINGS

L09C6L2400	24”x 9”x64¼”	73.9 lbs.	\$406.15
L09C6L3000	30”x 9”x64¼”	79.5 lbs.	\$421.65
L09C6L3600	36”x 9”x64¼”	89.8 lbs.	\$428.90
L09C6L4200	42”x 9”x64¼”	111.8 lbs.	\$486.50
L09C6L4800	48”x 9”x64¼”	123.7 lbs.	\$537.05
L12C6L2400	24”x12”x64¼”	79.1 lbs.	\$432.00
L12C6L3000	30”x12”x64¼”	89.5 lbs.	\$449.00
L12C6L3600	36”x12”x64¼”	100.7 lbs.	\$453.45
L12C6L4200	42”x12”x64¼”	123.6 lbs.	\$514.40
L12C6L4800	48”x12”x64¼”	136.5 lbs.	\$560.95

LIBRARY, 64¼”H: 6 SHELVES / 5 OPENINGS

L09C6T2400	24”x 9”x64¼”	61.4 lbs.	\$339.40
L09C6T3000	30”x 9”x64¼”	67.6 lbs.	\$354.85
L09C6T3600	36”x 9”x64¼”	77.9 lbs.	\$362.15
L09C6T4200	42”x 9”x64¼”	99.9 lbs.	\$419.70
L09C6T4800	48”x 9”x64¼”	111.9 lbs.	\$470.25
L12C6T2400	24”x12”x64¼”	64.1 lbs.	\$362.80
L12C6T3000	30”x12”x64¼”	74.9 lbs.	\$379.70
L12C6T3600	36”x12”x64¼”	86.1 lbs.	\$384.20
L12C6T4200	42”x12”x64¼”	109.0 lbs.	\$445.15
L12C6T4800	48”x12”x64¼”	121.9 lbs.	\$491.70

LIBRARY, 76¼”H: 7 SHELVES / 6 OPENINGS

L09C7L2400	24”x 9”x76¼”	78.1 lbs.	\$451.05
L09C7L3000	30”x 9”x76¼”	92.8 lbs.	\$470.50
L09C7L3600	36”x 9”x76¼”	104.8 lbs.	\$472.10
L09C7L4200	42”x 9”x76¼”	130.5 lbs.	\$545.80
L09C7L4800	48”x 9”x76¼”	144.4 lbs.	\$600.95
L12C7L2400	24”x12”x76¼”	87.9 lbs.	\$477.80
L12C7L3000	30”x12”x76¼”	104.5 lbs.	\$497.65
L12C7L3600	36”x12”x76¼”	117.5 lbs.	\$498.15
L12C7L4200	42”x12”x76¼”	144.3 lbs.	\$568.20
L12C7L4800	48”x12”x76¼”	159.3 lbs.	\$618.90

LIBRARY, 76¼”H: 7 SHELVES / 6 OPENINGS

L09C7T2400	24”x 9”x76¼”	64.5 lbs.	\$372.90
L09C7T3000	30”x 9”x76¼”	78.8 lbs.	\$392.20
L09C7T3600	36”x 9”x76¼”	90.7 lbs.	\$393.85
L09C7T4200	42”x 9”x76¼”	116.5 lbs.	\$467.55
L09C7T4800	48”x 9”x76¼”	130.4 lbs.	\$522.65
L12C7T2400	24”x12”x76¼”	70.3 lbs.	\$406.95
L12C7T3000	30”x12”x76¼”	87.2 lbs.	\$426.75
L12C7T3600	36”x12”x76¼”	100.2 lbs.	\$427.25
L12C7T4200	42”x12”x76¼”	127.0 lbs.	\$497.30
L12C7T4800	48”x12”x76¼”	142.0 lbs.	\$548.00

LIBRARY, 88¼”H: 8 SHELVES / 7 OPENINGS

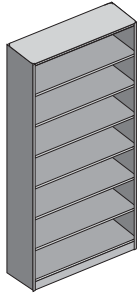
L09C8L2400	24”x 9”x88¼”	99.3 lbs.	\$482.15
L09C8L3000	30”x 9”x88¼”	106.3 lbs.	\$503.15
L09C8L3600	36”x 9”x88¼”	119.9 lbs.	\$511.90
L09C8L4200	42”x 9”x88¼”	149.4 lbs.	\$584.85
L09C8L4800	48”x 9”x88¼”	165.3 lbs.	\$647.00
L12C8L2400	24”x12”x88¼”	109.2 lbs.	\$534.45
L12C8L3000	30”x12”x88¼”	119.7 lbs.	\$555.90
L12C8L3600	36”x12”x88¼”	134.5 lbs.	\$563.40
L12C8L4200	42”x12”x88¼”	165.3 lbs.	\$632.15
L12C8L4800	48”x12”x88¼”	182.4 lbs.	\$689.25

LIBRARY, 88¼”H: 8 SHELVES / 7 OPENINGS

L09C8T2400	24”x 9”x88¼”	83.9 lbs.	\$410.55
L09C8T3000	30”x 9”x88¼”	90.1 lbs.	\$431.45
L09C8T3600	36”x 9”x88¼”	103.7 lbs.	\$440.20
L09C8T4200	42”x 9”x88¼”	133.2 lbs.	\$513.15
L09C8T4800	48”x 9”x88¼”	149.1 lbs.	\$575.25
L12C8T2400	24”x12”x88¼”	89.8 lbs.	\$454.95
L12C8T3000	30”x12”x88¼”	99.8 lbs.	\$476.45
L12C8T3600	36”x12”x88¼”	114.6 lbs.	\$483.95
L12C8T4200	42”x12”x88¼”	145.3 lbs.	\$552.65
L12C8T4800	48”x12”x88¼”	162.4 lbs.	\$609.70

* Top Shelf is not included.
 These library units include non-slotted library shelves.

LIBRARY SHELVING – OPEN BACK



Open Starter Unit consists of:
 Double Wall “L” Uprights, Shelves, Shelf Supports, Reinforcements (as noted), 4¼” Quik-Base.

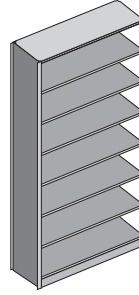
Note: Prices for double face units do not include center stops.

STARTER UNITS

Shelves are spaced on 12” centers, providing 11¼” clearance.
 Shelf supports are adjustable on 1½” increments.

LIBRARY, 40¼”H: 3 OPENINGS

ITEM NUMBER	W D H	WT.	PRICE
+ TL0903L2400	24”x 9”x40¼”	39.8 lbs.	\$251.70
+ TL0903L3000	30”x 9”x40¼”	39.9 lbs.	\$260.25
+ TL0903L3600	36”x 9”x40¼”	44.3 lbs.	\$262.20
+ TL0903L4200	42”x 9”x40¼”	56.1 lbs.	\$289.00
+ TL0903L4800	48”x 9”x40¼”	61.6 lbs.	\$309.60
++ TL18D3L2400	24”x18”x40¼”	63.8 lbs.	\$339.60
++ TL18D3L3000	30”x18”x40¼”	69.4 lbs.	\$350.40
++ TL18D3L3600	36”x18”x40¼”	77.7 lbs.	\$345.80
++ TL18D3L4200	42”x18”x40¼”	92.4 lbs.	\$384.85
++ TL18D3L4800	48”x18”x40¼”	101.6 lbs.	\$408.00
TL1203L2400	24”x12”x40¼”	41.3 lbs.	\$280.25
TL1203L3000	30”x12”x40¼”	45.8 lbs.	\$289.05
+ TL1203L3600	36”x12”x40¼”	50.7 lbs.	\$290.45
+ TL1203L4200	42”x12”x40¼”	62.9 lbs.	\$315.70
+ TL1203L4800	48”x12”x40¼”	68.9 lbs.	\$334.40
••+ TL24D3L2400	24”x24”x40¼”	84.7 lbs.	\$425.40
••+ TL24D3L3000	30”x24”x40¼”	87.2 lbs.	\$419.60
••+ TL24D3L3600	36”x24”x40¼”	97.0 lbs.	\$431.50
••+ TL24D3L4200	42”x24”x40¼”	116.4 lbs.	\$483.85
••+ TL24D3L4800	48”x24”x40¼”	127.1 lbs.	\$516.15



Open Add-on Unit consists of:
 Double Wall “T” Upright, Shelves, Shelf Supports, Reinforcements (as noted), 4¼” Quik-Base.

Note: Prices for double face units do not include center stops.

ADD-ON UNITS

Shelves are spaced on 12” centers, providing 11¼” clearance.
 Shelf supports are adjustable on 1½” increments.

LIBRARY, 40¼”H: 3 OPENINGS

ITEM NUMBER	W D H	WT.	PRICE
+ TL0903T2400	24”x 9”x40¼”	32.9 lbs.	\$188.60
+ TL0903T3000	30”x 9”x40¼”	32.3 lbs.	\$197.20
+ TL0903T3600	36”x 9”x40¼”	36.7 lbs.	\$199.10
+ TL0903T4200	42”x 9”x40¼”	48.5 lbs.	\$225.90
+ TL0903T4800	48”x 9”x40¼”	54 lbs.	\$246.50
++ TL18D3T2400	24”x18”x40¼”	52.6 lbs.	\$252.30
++ TL18D3T3000	30”x18”x40¼”	56.3 lbs.	\$263.10
++ TL18D3T3600	36”x18”x40¼”	64.6 lbs.	\$258.50
++ TL18D3T4200	42”x18”x40¼”	79.2 lbs.	\$297.55
++ TL18D3T4800	48”x18”x40¼”	88.5 lbs.	\$320.70
+ TL1203T2400	24”x12”x40¼”	32.6 lbs.	\$210.65
+ TL1203T3000	30”x12”x40¼”	36.4 lbs.	\$219.50
+ TL1203T3600	36”x12”x40¼”	41.2 lbs.	\$220.90
+ TL1203T4200	42”x12”x40¼”	53.5 lbs.	\$246.15
+ TL1203T4800	48”x12”x40¼”	59.4 lbs.	\$264.80
••+ TL24D3T2400	24”x24”x40¼”	67.3 lbs.	\$316.15
••+ TL24D3T3000	30”x24”x40¼”	70.3 lbs.	\$310.40
••+ TL24D3T3600	36”x24”x40¼”	80.1 lbs.	\$322.30
••+ TL24D3T4200	42”x24”x40¼”	99.5 lbs.	\$374.60
••+ TL24D3T4800	48”x24”x40¼”	110.2 lbs.	\$407.00

All “TL” units listed above do not include a top shelf and require laminate tops. Uprights include counter top flange.

NOTE: To properly size laminate top, a floor plan sketch must accompany all orders for 40¼” high units.

LAMINATE TOP (MDF)

Pricing for laminate tops can be obtained in Aurora’s Quik-Quote program or in Configura by entering the nominal dimensions of the top required. It is recommended that all tops have a 1/2” overhang added on all exposed sides. Part Numbering Guide Example: 7212LAMTOP = Length 72” Depth 12” LAMTOP

LIBRARY, 64¼”H: 6 SHELVES / 5 OPENINGS

+ L0906L2400	24”x 9”x64¼”	61.7 lbs.	\$332.30	*
+ L0906L3000	30”x 9”x64¼”	63.5 lbs.	\$345.90	*
+ L0906L3600	36”x 9”x64¼”	70.5 lbs.	\$349.55	*
+ L0906L4200	42”x 9”x64¼”	89.2 lbs.	\$391.05	*
+ L0906L4800	48”x 9”x64¼”	97.9 lbs.	\$425.80	*
++ L18D6L2400	24”x18”x64¼”	99.8 lbs.	\$472.85	*
++ L18D6L3000	30”x18”x64¼”	111.1 lbs.	\$490.40	*
++ L18D6L3600	36”x18”x64¼”	124.6 lbs.	\$483.00	*
++ L18D6L4200	42”x18”x64¼”	148.7 lbs.	\$549.20	*
++ L18D6L4800	48”x18”x64¼”	163.7 lbs.	\$589.20	*
+ L1206L2400	24”x12”x64¼”	66.9 lbs.	\$358.20	*
+ L1206L3000	30”x12”x64¼”	73.6 lbs.	\$373.30	*
+ L1206L3600	36”x12”x64¼”	81.5 lbs.	\$374.05	*
+ L1206L4200	42”x12”x64¼”	101.1 lbs.	\$418.95	*
+ L1206L4800	48”x12”x64¼”	110.7 lbs.	\$449.75	*
••+ L24D6L2400	24”x24”x64¼”	134.1 lbs.	\$589.05	*
••+ L24D6L3000	30”x24”x64¼”	141.0 lbs.	\$579.00	*
••+ L24D6L3600	36”x24”x64¼”	157.2 lbs.	\$601.50	*
••+ L24D6L4200	42”x24”x64¼”	189.5 lbs.	\$692.80	*
••+ L24D6L4800	48”x24”x64¼”	207.3 lbs.	\$749.15	*

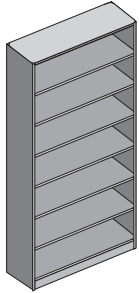
LIBRARY, 64¼”H: 6 SHELVES / 5 OPENINGS

+ L0906T2400	24”x 9”x64¼”	49.2 lbs.	\$265.60	*
+ L0906T3000	30”x 9”x64¼”	51.7 lbs.	\$279.15	*
+ L0906T3600	36”x 9”x64¼”	58.7 lbs.	\$282.80	*
+ L0906T4200	42”x 9”x64¼”	77.4 lbs.	\$324.25	*
+ L0906T4800	48”x 9”x64¼”	86.0 lbs.	\$359.00	*
++ L18D6T2400	24”x18”x64¼”	80.0 lbs.	\$383.75	*
++ L18D6T3000	30”x18”x64¼”	90.9 lbs.	\$401.25	*
++ L18D6T3600	36”x18”x64¼”	104.4 lbs.	\$393.90	*
++ L18D6T4200	42”x18”x64¼”	128.5 lbs.	\$460.10	*
++ L18D6T4800	48”x18”x64¼”	143.5 lbs.	\$500.05	*
+ L1206T2400	24”x12”x64¼”	51.9 lbs.	\$288.95	*
+ L1206T3000	30”x12”x64¼”	58.9 lbs.	\$304.05	*
+ L1206T3600	36”x12”x64¼”	66.8 lbs.	\$304.85	*
+ L1206T4200	42”x12”x64¼”	86.4 lbs.	\$349.70	*
+ L1206T4800	48”x12”x64¼”	96.0 lbs.	\$380.50	*
••+ L24D6T2400	24”x24”x64¼”	104.1 lbs.	\$467.80	*
••+ L24D6T3000	30”x24”x64¼”	115.3 lbs.	\$457.70	*
••+ L24D6T3600	36”x24”x64¼”	131.6 lbs.	\$480.20	*
••+ L24D6T4200	42”x24”x64¼”	163.8 lbs.	\$571.50	*
••+ L24D6T4800	48”x24”x64¼”	181.6 lbs.	\$627.85	*

- Price includes 1 reinforcement per shelf, except top shelf.
 - Price includes 2 reinforcements per shelf, except top shelf.
- Library units include non-slotted shelves.

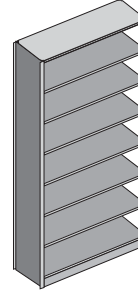
- + 22 G Shelf
- ++ 18 G Shelf
- * 22 G Top Shelf

LIBRARY SHELVING – OPEN BACK



Open Starter Unit consists of:
 Double Wall “L” Uprights, Shelves, Shelf Supports, Reinforcements (as noted), 4¼” Quik-Base.

Note: Prices for double face units do not include center stops.



Open Add-on Unit consists of:
 Double Wall “T” Upright, Shelves, Shelf Supports, Reinforcements (as noted), 4¼” Quik-Base.

Note: Prices for double face units do not include center stops.

STARTER UNITS

Shelves are spaced on 12” centers, providing 11¼” clearance.
 Shelf supports are adjustable on ½” increments.

LIBRARY, 76¼”H: 7 SHELVES / 6 OPENINGS

ITEM NUMBER	W D H	WT.	PRICE
+ L0907L2400	24”x 9”x76¼”	65.9 lbs.	\$367.30
+ L0907L3000	30”x 9”x76¼”	73.9 lbs.	\$384.20
+ L0907L3600	36”x 9”x76¼”	82.0 lbs.	\$388.20
+ L0907L4200	42”x 9”x76¼”	103.8 lbs.	\$436.15
+ L0907L4800	48”x 9”x76¼”	113.8 lbs.	\$478.20
++ L18D7L2400	24”x18”x76¼”	117.2 lbs.	\$515.00
++ L18D7L3000	30”x18”x76¼”	132.2 lbs.	\$536.45
++ L18D7L3600	36”x18”x76¼”	148.4 lbs.	\$524.85
++ L18D7L4200	42”x18”x76¼”	177.3 lbs.	\$600.40
++ L18D7L4800	48”x18”x76¼”	195.3 lbs.	\$647.15
+ L1207L2400	24”x12”x76¼”	75.6 lbs.	\$394.00
+ L1207L3000	30”x12”x76¼”	85.6 lbs.	\$411.40
+ L1207L3600	36”x12”x76¼”	94.7 lbs.	\$414.30
+ L1207L4200	42”x12”x76¼”	117.6 lbs.	\$458.55
+ L1207L4800	48”x12”x76¼”	128.7 lbs.	\$496.10
••• L24D7L2400	24”x24”x76¼”	156.5 lbs.	\$641.10
••• L24D7L3000	30”x24”x76¼”	168.4 lbs.	\$623.80
••• L24D7L3600	36”x24”x76¼”	187.9 lbs.	\$650.65
••• L24D7L4200	42”x24”x76¼”	226.8 lbs.	\$753.85
••• L24D7L4800	48”x24”x76¼”	248.2 lbs.	\$822.00

LIBRARY, 88¼”H: 8 SHELVES / 7 OPENINGS

ITEM NUMBER	W D H	WT.	PRICE
+ L0908L2400	24”x 9”x88¼”	76.8 lbs.	\$392.95
+ L0908L3000	30”x 9”x88¼”	84.5 lbs.	\$412.30
+ L0908L3600	36”x 9”x88¼”	93.5 lbs.	\$416.80
+ L0908L4200	42”x 9”x88¼”	118.5 lbs.	\$471.50
+ L0908L4800	48”x 9”x88¼”	129.9 lbs.	\$519.40
++ L18D8L2400	24”x18”x88¼”	133.9 lbs.	\$571.20
++ L18D8L3000	30”x18”x88¼”	150.8 lbs.	\$595.55
++ L18D8L3600	36”x18”x88¼”	169.0 lbs.	\$582.25
++ L18D8L4200	42”x18”x88¼”	202.1 lbs.	\$668.40
++ L18D8L4800	48”x18”x88¼”	222.5 lbs.	\$721.50
+ L1208L2400	24”x12”x88¼”	86.7 lbs.	\$445.25
+ L1208L3000	30”x12”x88¼”	97.9 lbs.	\$465.10
+ L1208L3600	36”x12”x88¼”	108.2 lbs.	\$468.35
+ L1208L4200	42”x12”x88¼”	134.4 lbs.	\$518.80
+ L1208L4800	48”x12”x88¼”	147.0 lbs.	\$561.60
••• L24D8L2400	24”x24”x88¼”	180.7 lbs.	\$714.60
••• L24D8L3000	30”x24”x88¼”	192.3 lbs.	\$694.70
••• L24D8L3600	36”x24”x88¼”	214.5 lbs.	\$725.30
••• L24D8L4200	42”x24”x88¼”	259.1 lbs.	\$843.55
••• L24D8L4800	48”x24”x88¼”	283.4 lbs.	\$921.10

- Price includes 1 reinforcement per shelf, except top shelf.
 - Price includes 2 reinforcements per shelf, except top shelf.
- Library units include non-slotted shelves.

- + 22 G Shelf
- ++ 18 G Shelf

ADD-ON UNITS

Shelves are spaced on 12” centers, providing 11¼” clearance.
 Shelf supports are adjustable on ½” increments.

LIBRARY, 76¼”H: 7 SHELVES / 6 OPENINGS

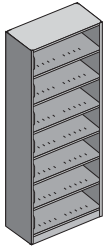
ITEM NUMBER	W D H	WT.	PRICE
+ L0907T2400	24”x 9”x76¼”	52.3 lbs.	\$289.05
+ L0907T3000	30”x 9”x76¼”	59.9 lbs.	\$305.90
+ L0907T3600	36”x 9”x76¼”	67.9 lbs.	\$309.95
+ L0907T4200	42”x 9”x76¼”	89.8 lbs.	\$357.85
+ L0907T4800	48”x 9”x76¼”	99.8 lbs.	\$399.90
++ L18D7T2400	24”x18”x76¼”	93.9 lbs.	\$426.80
++ L18D7T3000	30”x18”x76¼”	108.4 lbs.	\$448.25
++ L18D7T3600	36”x18”x76¼”	124.6 lbs.	\$436.70
++ L18D7T4200	42”x18”x76¼”	153.5 lbs.	\$512.20
++ L18D7T4800	48”x18”x76¼”	171.5 lbs.	\$558.90
+ L1207T2400	24”x12”x76¼”	58.1 lbs.	\$323.05
+ L1207T3000	30”x12”x76¼”	68.3 lbs.	\$340.50
+ L1207T3600	36”x12”x76¼”	77.4 lbs.	\$343.45
+ L1207T4200	42”x12”x76¼”	100.3 lbs.	\$387.65
+ L1207T4800	48”x12”x76¼”	111.4 lbs.	\$425.25
••• L24D7T2400	24”x24”x76¼”	126.8 lbs.	\$535.30
••• L24D7T3000	30”x24”x76¼”	138.1 lbs.	\$518.05
••• L24D7T3600	36”x24”x76¼”	157.6 lbs.	\$544.90
••• L24D7T4200	42”x24”x76¼”	196.5 lbs.	\$648.10
••• L24D7T4800	48”x24”x76¼”	217.9 lbs.	\$716.25

LIBRARY, 88¼”H: 8 SHELVES / 7 OPENINGS

ITEM NUMBER	W D H	WT.	PRICE
+ L0908T2400	24”x 9”x88¼”	61.4 lbs.	\$321.35
+ L0908T3000	30”x 9”x88¼”	68.3 lbs.	\$340.60
+ L0908T3600	36”x 9”x88¼”	77.3 lbs.	\$345.15
+ L0908T4200	42”x 9”x88¼”	102.3 lbs.	\$399.85
+ L0908T4800	48”x 9”x88¼”	113.7 lbs.	\$447.70
++ L18D8T2400	24”x18”x88¼”	106.9 lbs.	\$476.65
++ L18D8T3000	30”x18”x88¼”	123.4 lbs.	\$500.95
++ L18D8T3600	36”x18”x88¼”	141.6 lbs.	\$487.65
++ L18D8T4200	42”x18”x88¼”	174.7 lbs.	\$573.80
++ L18D8T4800	48”x18”x88¼”	195.1 lbs.	\$626.90
+ L1208T2400	24”x12”x88¼”	67.2 lbs.	\$365.75
+ L1208T3000	30”x12”x88¼”	77.9 lbs.	\$385.55
+ L1208T3600	36”x12”x88¼”	88.2 lbs.	\$388.85
+ L1208T4200	42”x12”x88¼”	114.4 lbs.	\$439.35
+ L1208T4800	48”x12”x88¼”	127.0 lbs.	\$482.10
••• L24D8T2400	24”x24”x88¼”	146.9 lbs.	\$600.65
••• L24D8T3000	30”x24”x88¼”	157.4 lbs.	\$580.65
••• L24D8T3600	36”x24”x88¼”	179.6 lbs.	\$611.30
••• L24D8T4200	42”x24”x88¼”	224.2 lbs.	\$729.55
••• L24D8T4800	48”x24”x88¼”	248.5 lbs.	\$807.10

DOUBLE WALL OPEN SHELF FILING

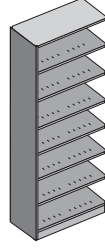
Units Do Not Include Dividers. See Page 40 for Divider Information.



Starter Unit consists of:
 Double Wall "L" Uprights, Slotted Shelves,
 Top Shelf, Shelf Supports, Reinforcements
 (as noted), Back Stops or Center Stops,
 2 3/4" Quik-Base.

STARTER UNITS

Shelves are spaced on 12" centers, providing 11 1/4" clearance.
 Shelf supports are adjustable on 1/2" increments.



Add-on Unit consists of:
 Double Wall "T" Upright, Slotted Shelves,
 Top Shelf, Shelf Supports, Reinforcements
 (as noted), Back Stops or Center Stops,
 2 3/4" Quik-Base.

ADD-ON UNITS

Shelves are spaced on 12" centers, providing 11 1/4" clearance.
 Shelf supports are adjustable on 1/2" increments.

DOUBLE WALL, 40 1/4" H: 3 OPENINGS

ITEM NUMBER	W D H	WT.	PRICE
+ TSL1203L2400	24"x12"x40 1/4"	46.4 lbs.	\$305.15
+ TSL1203L3000	30"x12"x40 1/4"	51.2 lbs.	\$316.65
+ TSL1203L3600	36"x12"x40 1/4"	55.6 lbs.	\$314.85
+ TSL1203L4200	42"x12"x40 1/4"	68.7 lbs.	\$343.25
+ TSL1203L4800	48"x12"x40 1/4"	75.5 lbs.	\$359.75
••• TSL24D3L2400	24"x24"x40 1/4"	84.7 lbs.	\$464.20
••• TSL24D3L3000	30"x24"x40 1/4"	96.5 lbs.	\$462.85
••• TSL24D3L3600	36"x24"x40 1/4"	99.5 lbs.	\$473.00
••• TSL24D3L4200	42"x24"x40 1/4"	119.3 lbs.	\$540.05
••• TSL24D3L4800	48"x24"x40 1/4"	130.5 lbs.	\$567.60

DOUBLE WALL, 40 1/4" H: 3 OPENINGS

ITEM NUMBER	W D H	WT.	PRICE
+ TSL1203T2400	24"x12"x40 1/4"	37.7 lbs.	\$235.60
+ TSL1203T3000	30"x12"x40 1/4"	42.5 lbs.	\$247.15
+ TSL1203T3600	36"x12"x40 1/4"	46.2 lbs.	\$245.25
+ TSL1203T4200	42"x12"x40 1/4"	59.3 lbs.	\$273.65
+ TSL1203T4800	48"x12"x40 1/4"	66.0 lbs.	\$290.15
••• TSL24D3T2400	24"x24"x40 1/4"	67.3 lbs.	\$355.05
••• TSL24D3T3000	30"x24"x40 1/4"	79.1 lbs.	\$353.65
••• TSL24D3T3600	36"x24"x40 1/4"	82.6 lbs.	\$363.75
••• TSL24D3T4200	42"x24"x40 1/4"	102.5 lbs.	\$430.85
••• TSL24D3T4800	48"x24"x40 1/4"	113.6 lbs.	\$458.40

All "TSL" units do not include a top shelf and require laminate tops. See page 29 for laminate top information. Uprights include counter top flange.

NOTE: To properly size laminate top, a floor plan sketch must accompany all orders for 40 1/4" high units.

DOUBLE WALL, 64 1/4" H: 6 SHELVES / 5 OPENINGS

+ SL1206L2400	24"x12"x64 1/4"	75.4 lbs.	\$399.70 *
+ SL1206L3000	30"x12"x64 1/4"	83.5 lbs.	\$419.70 *
+ SL1206L3600	36"x12"x64 1/4"	89.7 lbs.	\$414.75 *
+ SL1206L4200	42"x12"x64 1/4"	110.7 lbs.	\$464.90 *
+ SL1206L4800	48"x12"x64 1/4"	121.7 lbs.	\$491.95 *
••• SL24D6L2400	24"x24"x64 1/4"	134.0 lbs.	\$653.75 *
••• SL24D6L3000	30"x24"x64 1/4"	154.6 lbs.	\$651.00 *
••• SL24D6L3600	36"x24"x64 1/4"	161.4 lbs.	\$670.70 *
••• SL24D6L4200	42"x24"x64 1/4"	194.5 lbs.	\$786.45 *
••• SL24D6L4800	48"x24"x64 1/4"	212.9 lbs.	\$834.95 *

DOUBLE WALL, 64 1/4" H: 6 SHELVES / 5 OPENINGS

+ SL1206T2400	24"x12"x64 1/4"	60.4 lbs.	\$330.50 *
+ SL1206T3000	30"x12"x64 1/4"	68.5 lbs.	\$350.45 *
+ SL1206T3600	36"x12"x64 1/4"	75.1 lbs.	\$345.45 *
+ SL1206T4200	42"x12"x64 1/4"	96.1 lbs.	\$395.60 *
+ SL1206T4800	48"x12"x64 1/4"	107.1 lbs.	\$422.70 *
••• SL24D6T2400	24"x24"x64 1/4"	104.0 lbs.	\$532.55 *
••• SL24D6T3000	30"x24"x64 1/4"	124.6 lbs.	\$529.80 *
••• SL24D6T3600	36"x24"x64 1/4"	135.8 lbs.	\$549.40 *
••• SL24D6T4200	42"x24"x64 1/4"	168.8 lbs.	\$665.15 *
••• SL24D6T4800	48"x24"x64 1/4"	187.3 lbs.	\$713.65 *

DOUBLE WALL, 76 1/4" H: 7 SHELVES / 6 OPENINGS

+ SL1207L2400	24"x12"x76 1/4"	84.6 lbs.	\$442.40 **
+ SL1207L3000	30"x12"x76 1/4"	93.3 lbs.	\$464.60 **
+ SL1207L3600	36"x12"x76 1/4"	103.1 lbs.	\$461.15 **
+ SL1207L4200	42"x12"x76 1/4"	127.3 lbs.	\$511.50 **
+ SL1207L4800	48"x12"x76 1/4"	139.8 lbs.	\$544.55 **
••• SL24D7L2400	24"x24"x76 1/4"	153.9 lbs.	\$716.00 **
••• SL24D7L3000	30"x24"x76 1/4"	177.2 lbs.	\$706.15 **
••• SL24D7L3600	36"x24"x76 1/4"	189.8 lbs.	\$729.85 **
••• SL24D7L4200	42"x24"x76 1/4"	228.9 lbs.	\$862.05 **
••• SL24D7L4800	48"x24"x76 1/4"	250.6 lbs.	\$920.40 **

DOUBLE WALL, 76 1/4" H: 7 SHELVES / 6 OPENINGS

+ SL1207T2400	24"x12"x76 1/4"	67.0 lbs.	\$371.45 **
+ SL1207T3000	30"x12"x76 1/4"	75.7 lbs.	\$393.75 **
+ SL1207T3600	36"x12"x76 1/4"	85.8 lbs.	\$390.25 **
+ SL1207T4200	42"x12"x76 1/4"	110.1 lbs.	\$440.60 **
+ SL1207T4800	48"x12"x76 1/4"	122.5 lbs.	\$473.65 **
••• SL24D7T2400	24"x24"x76 1/4"	124.2 lbs.	\$610.20 **
••• SL24D7T3000	30"x24"x76 1/4"	159.6 lbs.	\$600.35 **
••• SL24D7T3600	36"x24"x76 1/4"	159.5 lbs.	\$624.05 **
••• SL24D7T4200	42"x24"x76 1/4"	198.6 lbs.	\$756.30 **
••• SL24D7T4800	48"x24"x76 1/4"	220.3 lbs.	\$814.60 **

DOUBLE WALL, 88 1/4" H: 8 SHELVES / 7 OPENINGS

+ SL1208L2400	24"x12"x88 1/4"	98.6 lbs.	\$503.35 **
+ SL1208L3000	30"x12"x88 1/4"	108.5 lbs.	\$530.10 **
+ SL1208L3600	36"x12"x88 1/4"	119.7 lbs.	\$525.25 **
+ SL1208L4200	42"x12"x88 1/4"	147.9 lbs.	\$583.10 **
+ SL1208L4800	48"x12"x88 1/4"	162.5 lbs.	\$620.75 **
••• SL24D8L2400	24"x24"x88 1/4"	180.7 lbs.	\$805.20 **
••• SL24D8L3000	30"x24"x88 1/4"	207.7 lbs.	\$795.55 **
••• SL24D8L3600	36"x24"x88 1/4"	220.3 lbs.	\$822.10 **
••• SL24D8L4200	42"x24"x88 1/4"	266.0 lbs.	\$974.75 **
••• SL24D8L4800	48"x24"x88 1/4"	291.3 lbs.	\$1,041.25 **

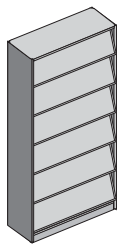
DOUBLE WALL, 88 1/4" H: 8 SHELVES / 7 OPENINGS

+ SL1208T2400	24"x12"x88 1/4"	79.1 lbs.	\$423.85 **
+ SL1208T3000	30"x12"x88 1/4"	89.1 lbs.	\$450.10 **
+ SL1208T3600	36"x12"x88 1/4"	99.8 lbs.	\$445.75 **
+ SL1208T4200	42"x12"x88 1/4"	128.0 lbs.	\$503.60 **
+ SL1208T4800	48"x12"x88 1/4"	142.5 lbs.	\$541.20 **
••• SL24D8T2400	24"x24"x88 1/4"	146.9 lbs.	\$691.25 **
••• SL24D8T3000	30"x24"x88 1/4"	173.9 lbs.	\$681.60 **
••• SL24D8T3600	36"x24"x88 1/4"	185.4 lbs.	\$708.10 **
••• SL24D8T4200	42"x24"x88 1/4"	231.1 lbs.	\$860.75 **
••• SL24D8T4800	48"x24"x88 1/4"	256.4 lbs.	\$927.20 **

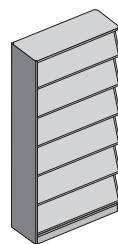
- Price includes 1 reinforcement per shelf, except top shelf.
- Price includes 2 reinforcements per shelf, except top shelf.

- + 22 G Slotted
- ++ 18 G Slotted
- * 22 G Top Shelf
- ** 18 G Top Shelf

LIBRARY – MAGAZINE & DOOR UNITS



Closed Starter Unit consists of:
Double Wall “L” Uprights, Shelves, Magazine Doors, Back Panel, Shelf Supports, 4¼” Quik-Base.



Closed Add-on Unit consists of:
Double Wall “T” Upright, Shelves, Magazine Doors, Back Panel, Shelf Supports, 4¼” Quik-Base.

STARTER UNITS

ITEM NUMBER	W D H	WT.	PRICE
+ L12M6L00	36”x12”x76¼”	149.0 lbs.	\$763.65
++ L24M6L00	36”x24”x76¼”	243.4 lbs.	\$1,176.70
+ L12M7L00	36”x12”x88¼”	173.8 lbs.	\$888.50
++ L24M7L00	36”x24”x88¼”	284.2 lbs.	\$1,367.25
+ 22 G Shelves	+ 18 G Shelves		

ADD-ON UNITS

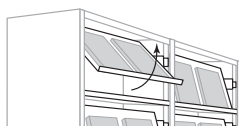
ITEM NUMBER	W D H	WT.	PRICE
+ L12M6T00	36”x12”x76¼”	131.8 lbs.	\$692.70
++ L24M6T00	36”x24”x76¼”	213.1 lbs.	\$1,070.95
+ L12M7T00	36”x12”x88¼”	153.8 lbs.	\$809.05
++ L24M7T00	36”x24”x88¼”	249.3 lbs.	\$1,253.30

NOTES: 3613MD00 Magazine Door is used for both 88¼” high and 76¼” high units. 6 Magazine Doors are used on 88¼” high units on 13½” (4 ea.) and 15” (2 ea.) openings. 5 Magazine Doors are used on 76¼” high units on 13½” (2 ea.) and 15” (3 ea.) openings.

LIBRARY MAGAZINE & NEWSPAPER ACCESSORIES

MAGAZINE DOOR

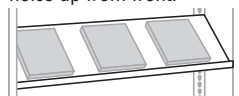
ITEM NUMBER	W H	WT.	PRICE
2413MD00	21”x12”	4.0 lbs.	\$59.80
3013MD00	27”x12”	5.0 lbs.	\$59.75
3613MD00	33”x12”	6.0 lbs.	\$59.80
4213MD00	39”x12”	6.8 lbs.	\$87.80



SLOPING SHELF

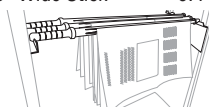
ITEM NUMBER	W H	WT.	PRICE
3012AS00	28”x12”	4.4 lbs.	\$24.25
3612AS00	34”x12”	5.3 lbs.	\$25.55

To be used with ¾” high TS support. See page 40.
Back support is 3 key holes up from front.



NEWSPAPER HOLDER & STICK

ITEM NUMBER	DESCRIPTION	WT.	PRICE
12SHL00	(Left Hand Holder)	1.0 lbs.	\$21.35
12SHR00	(Right Hand Holder)	1.0 lbs.	\$21.35
36NS00	33” Wide Stick	0.4 lbs.	\$30.05



LABEL HOLDER

ITEM NUMBER	W H	WT.	PRICE
36LHTCL00	34” .5	0.1 lbs.	\$3.80
42LHTCL00	40” .5	0.1 lbs.	\$4.35
48LHTCL00	46” .5	0.1 lbs.	\$5.05

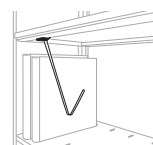
Available in Clear only
Self adhesive can be cut



WIRE BOOK SUPPORT

ITEM NUMBER	H	WT.	PRICE
9WS00	10¼”	1.0 lbs.	\$4.35

To be used with ¾” high TS support. See page 40.
Support only for hard cover books.




CARD HOLDERS

ITEM NUMBER	W H	WT.	PRICE
* LABV99	3” 5”	0.1 lbs.	\$16.70



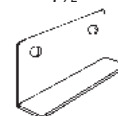
ITEM NUMBER	W H	WT.	PRICE
* LABH99	5” 3”	0.1 lbs.	\$14.80



* Double face tape and adhesive magnetic tape included.

MAGNETIC FOLLOWER

ITEM NUMBER	W H	WT.	PRICE
04100	6¼” 7½”	1.6 lbs.	\$27.75



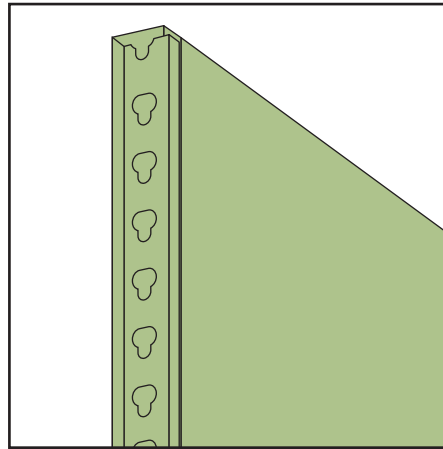
MEDIA SHELF/LIBRARY

ITEM NUMBER	W D H	WT.	PRICE
3009V00	28”x9”x4¼”	5.6 lbs.	\$49.80
3609V00	34”x9”x4¼”	6.8 lbs.	\$52.40
4209V00	40”x9”x4¼”	7.9 lbs.	\$55.05
4809V00	46”x9”x4¼”	9.1 lbs.	\$57.40
3016V00	28”x16”x4¼”	9.5 lbs.	\$64.90
3616V00	34”x16”x4¼”	11.5 lbs.	\$69.00
4216V00	40”x16”x4¼”	13.5 lbs.	\$79.05
4816V00	46”x16”x4¼”	15.5 lbs.	\$77.40

Note: For use with Library Uprights 9” and 16” deep.



SHELVING COMPONENTS – L UPRIGHTS



CLOSED "L" UPRIGHT

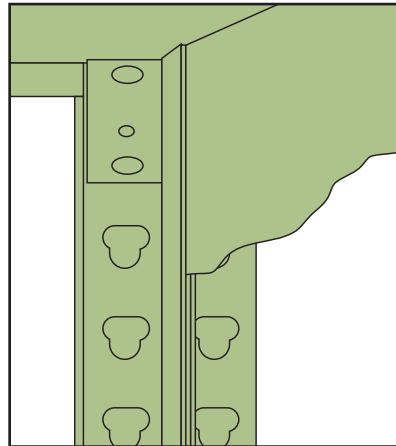
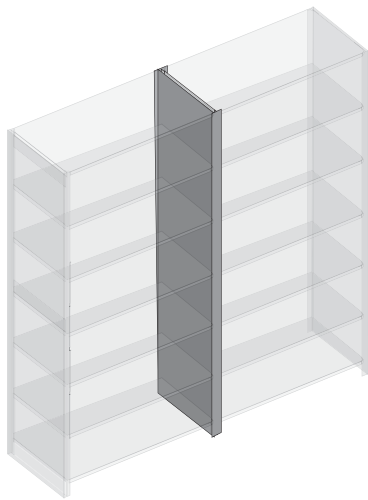
ITEM NUMBER	D H	WT.	PRICE
* 1240CL00	12"x40¼"	8.6 lbs.	\$41.25
* 1340CL00	13"x40¼"	7.7 lbs.	\$45.20
* 1540CL00	15"x40¼"	10.8 lbs.	\$49.15
* 1640CL00	16"x40¼"	8.5 lbs.	\$49.95
* 1840CL00	18"x40¼"	7 lbs.	\$50.50
* 2440CL00	24"x40¼"	13.3 lbs.	\$54.65
* 2640CL00	26"x40¼"	11.3 lbs.	\$59.10
* 3040CL00	30"x40¼"	12.3 lbs.	\$63.25
* 3240CL00	32"x40¼"	12.9 lbs.	\$65.30
* 3640CL00	36"x40¼"	19.1 lbs.	\$93.20
* 1264CL00	12"x64¼"	12.9 lbs.	\$52.50
* 1364CL00	13"x64¼"	12.3 lbs.	\$58.60
* 1564CL00	15"x64¼"	14.3 lbs.	\$62.05
* 1664CL00	16"x64¼"	16 lbs.	\$58.75
* 1864CL00	18"x64¼"	17.1 lbs.	\$64.10
* 2464CL00	24"x64¼"	18.8 lbs.	\$69.20
* 2664CL00	26"x64¼"	20.9 lbs.	\$77.75
* 3064CL00	30"x64¼"	22.1 lbs.	\$86.05
* 3264CL00	32"x64¼"	23.8 lbs.	\$90.20
* 3664CL00	36"x64¼"	33.8 lbs.	\$99.45
1276CL00 ⓘ	12"x76¼"	15.2 lbs.	\$60.40
1376CL00	13"x76¼"	15.6 lbs.	\$62.15
1576CL00 ⓘ	15"x76¼"	16.6 lbs.	\$63.80
1676CL00	16"x76¼"	17.9 lbs.	\$68.65
1876CL00 ⓘ	18"x76¼"	18.9 lbs.	\$68.65
2476CL00 ⓘ	24"x76¼"	21.9 lbs.	\$85.25
2676CL00	26"x76¼"	23.9 lbs.	\$92.80
3076CL00 ⓘ	30"x76¼"	26.8 lbs.	\$92.05
3276CL00	32"x76¼"	27.6 lbs.	\$102.80
3676CL00	36"x76¼"	31.7 lbs.	\$106.40
1285CL00 ⓘ	12"x85¼"	17.4 lbs.	\$68.05
1385CL00	13"x85¼"	17.9 lbs.	\$71.20
1585CL00 ⓘ	15"x85¼"	19.3 lbs.	\$71.85
1685CL00	16"x85¼"	20.5 lbs.	\$75.85
1885CL00 ⓘ	18"x85¼"	21.7 lbs.	\$79.35
2485CL00 ⓘ	24"x85¼"	25 lbs.	\$86.45
2685CL00	26"x85¼"	30.1 lbs.	\$99.45
3085CL00 ⓘ	30"x85¼"	29.7 lbs.	\$99.45
3285CL00	32"x85¼"	30.7 lbs.	\$107.95
3685CL00	36"x85¼"	33.9 lbs.	\$111.55

CLOSED "L" UPRIGHT

ITEM NUMBER	D H	WT.	PRICE
1288CL00 ⓘ	12"x88¼"	18 lbs.	\$65.25
1388CL00	13"x88¼"	18.4 lbs.	\$71.30
1588CL00 ⓘ	15"x88¼"	19.9 lbs.	\$72.00
1688CL00	16"x88¼"	20.5 lbs.	\$77.95
1888CL00 ⓘ	18"x88¼"	22.5 lbs.	\$79.70
2488CL00 ⓘ	24"x88¼"	28.3 lbs.	\$96.75
2688CL00	26"x88¼"	33.6 lbs.	\$99.45
3088CL00 ⓘ	30"x88¼"	30.6 lbs.	\$114.05
3288CL00	32"x88¼"	31.7 lbs.	\$115.55
3688CL00 ⓘ	36"x88¼"	34.2 lbs.	\$119.15
1297CL00	12"x97¼"	21.3 lbs.	\$81.25
1397CL00	13"x97¼"	18.6 lbs.	\$82.75
1597CL00	15"x97¼"	23.4 lbs.	\$84.15
1697CL00	16"x97¼"	25.4 lbs.	\$87.10
1897CL00	18"x97¼"	27.8 lbs.	\$90.85
2497CL00	24"x97¼"	33.3 lbs.	\$105.45
2697CL00	26"x97¼"	27.2 lbs.	\$108.30
3097CL00	30"x97¼"	35.6 lbs.	\$111.25
3297CL00	32"x97¼"	40.7 lbs.	\$122.45
3697CL00	36"x97¼"	40 lbs.	\$132.65
12100CL00	12"x100¼"	21.7 lbs.	\$97.65
13100CL00	13"x100¼"	19.2 lbs.	\$99.30
15100CL00	15"x100¼"	25.4 lbs.	\$101.05
16100CL00	16"x100¼"	26.7 lbs.	\$113.90
18100CL00	18"x100¼"	22.6 lbs.	\$115.65
24100CL00	24"x100¼"	31.8 lbs.	\$126.50
26100CL00	26"x100¼"	34 lbs.	\$130.00
30100CL00	30"x100¼"	38.9 lbs.	\$133.40
32100CL00	32"x100¼"	32.1 lbs.	\$139.30
36100CL00	36"x100¼"	42.4 lbs.	\$144.55
12121CL00	12"x121¼"	25.6 lbs.	\$99.30
13121CL00	13"x121¼"	23.2 lbs.	\$101.80
15121CL00	15"x121¼"	28.9 lbs.	\$104.40
16121CL00	16"x121¼"	25.7 lbs.	\$115.95
18121CL00	18"x121¼"	32.9 lbs.	\$116.15
24121CL00	24"x121¼"	37.9 lbs.	\$137.90
26121CL00	26"x121¼"	39.9 lbs.	\$149.95
30121CL00	30"x121¼"	45.2 lbs.	\$129.00
32121CL00	32"x121¼"	38.8 lbs.	\$140.70
36121CL00	36"x121¼"	49.4 lbs.	\$153.00

* The suffix CTF should be used when ordering upright with flange.

SHELVING COMPONENTS – T UPRIGHTS



CLOSED "T" UPRIGHT

ITEM NUMBER	D	H	WT.	PRICE
* 1240CT00	12"x40¼"		11.5 lbs.	\$42.60
* 1340CT00	13"x40¼"		9.5 lbs.	\$57.20
* 1540CT00	15"x40¼"		10 lbs.	\$57.30
* 1640CT00	16"x40¼"		10.3 lbs.	\$58.65
* 1840CT00	18"x40¼"		10.8 lbs.	\$59.25
* 2440CT00	24"x40¼"		16 lbs.	\$63.95
* 2640CT00	26"x40¼"		13 lbs.	\$74.70
* 3040CT00	30"x40¼"		14.1 lbs.	\$74.25
* 3240CT00	32"x40¼"		14.6 lbs.	\$82.55
* 3640CT00	36"x40¼"		15.7 lbs.	\$83.35
* 1264CT00	12"x64¼"		16.8 lbs.	\$66.40
* 1364CT00	13"x64¼"		15.1 lbs.	\$68.25
* 1564CT00	15"x64¼"		19.1 lbs.	\$72.80
* 1664CT00	16"x64¼"		20.8 lbs.	\$74.25
* 1864CT00	18"x64¼"		17.3 lbs.	\$75.30
* 2464CT00	24"x64¼"		23.3 lbs.	\$81.05
* 2664CT00	26"x64¼"		25.5 lbs.	\$90.95
* 3064CT00	30"x64¼"		22.5 lbs.	\$101.00
* 3264CT00	32"x64¼"		23.4 lbs.	\$105.55
* 3664CT00	36"x64¼"		25.1 lbs.	\$107.10
1276CT00 Ⓢ	12"x76¼"		18.4 lbs.	\$72.00
1376CT00	13"x76¼"		19 lbs.	\$78.10
1576CT00 Ⓢ	15"x76¼"		20.3 lbs.	\$79.50
1676CT00	16"x76¼"		21.6 lbs.	\$81.45
1876CT00 Ⓢ	18"x76¼"		23.6 lbs.	\$83.30
2476CT00 Ⓢ	24"x76¼"		26.8 lbs.	\$89.65
2676CT00	26"x76¼"		28.4 lbs.	\$99.70
3076CT00 Ⓢ	30"x76¼"		31 lbs.	\$106.40
3276CT00	32"x76¼"		32.2 lbs.	\$117.80
3676CT00	36"x76¼"		34.8 lbs.	\$121.50
1285CT00 Ⓢ	12"x85¼"		21.6 lbs.	\$77.90
1385CT00	13"x85¼"		20 lbs.	\$84.40
1585CT00 Ⓢ	15"x85¼"		24.2 lbs.	\$87.60
1685CT00	16"x85¼"		24.3 lbs.	\$89.85
1885CT00 Ⓢ	18"x85¼"		27.1 lbs.	\$93.50
2485CT00 Ⓢ	24"x85¼"		30 lbs.	\$102.65
2685CT00	26"x85¼"		32.5 lbs.	\$109.00
3085CT00 Ⓢ	30"x85¼"		34.4 lbs.	\$117.80
3285CT00	32"x85¼"		35.8 lbs.	\$128.15
3685CT00	36"x85¼"		39 lbs.	\$131.70

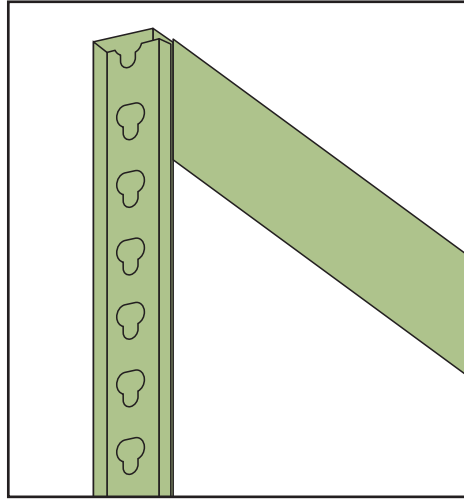
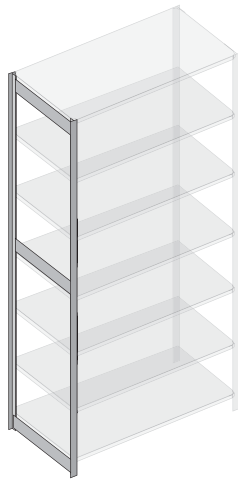
CLOSED "T" UPRIGHT

ITEM NUMBER	D	H	WT.	PRICE
1288CT00 Ⓢ	12"x88¼"		21.8 lbs.	\$80.95
1388CT00	13"x88¼"		22.7 lbs.	\$86.70
1588CT00 Ⓢ	15"x88¼"		25 lbs.	\$89.00
1688CT00	16"x88¼"		25.1 lbs.	\$92.50
1888CT00 Ⓢ	18"x88¼"		27.9 lbs.	\$94.40
2488CT00 Ⓢ	24"x88¼"		30.6 lbs.	\$103.60
2688CT00	26"x88¼"		28.5 lbs.	\$113.90
3088CT00 Ⓢ	30"x88¼"		35.2 lbs.	\$127.20
3288CT00	32"x88¼"		36.8 lbs.	\$130.75
3688CT00 Ⓢ	36"x88¼"		39.8 lbs.	\$134.20
1297CT00	12"x97¼"		26 lbs.	\$96.45
1397CT00	13"x97¼"		22.9 lbs.	\$98.10
1597CT00	15"x97¼"		29.1 lbs.	\$99.85
1697CT00	16"x97¼"		24.8 lbs.	\$103.30
1897CT00	18"x97¼"		31.7 lbs.	\$106.95
2497CT00	24"x97¼"		41.3 lbs.	\$125.05
2697CT00	26"x97¼"		31.4 lbs.	\$128.55
3097CT00	30"x97¼"		41.5 lbs.	\$131.90
3297CT00	32"x97¼"		35.4 lbs.	\$145.50
3697CT00	36"x97¼"		46.4 lbs.	\$150.75
12100CT00	12"x100¼"		22.9 lbs.	\$117.50
13100CT00	13"x100¼"		23.6 lbs.	\$117.80
15100CT00	15"x100¼"		29.9 lbs.	\$120.00
16100CT00	16"x100¼"		25.6 lbs.	\$124.90
18100CT00	18"x100¼"		35.5 lbs.	\$124.90
24100CT00	24"x100¼"		39.3 lbs.	\$150.15
26100CT00	26"x100¼"		32.4 lbs.	\$154.30
30100CT00	30"x100¼"		46.2 lbs.	\$158.30
32100CT00	32"x100¼"		36.4 lbs.	\$165.30
36100CT00	36"x100¼"		39.2 lbs.	\$170.65
12121CT00	12"x121¼"		32.1 lbs.	\$120.90
13121CT00	13"x121¼"		28.5 lbs.	\$120.90
15121CT00	15"x121¼"		35.2 lbs.	\$122.05
16121CT00	16"x121¼"		31 lbs.	\$129.35
18121CT00	18"x121¼"		40.5 lbs.	\$129.35
24121CT00	24"x121¼"		43.1 lbs.	\$157.80
26121CT00	26"x121¼"		39.2 lbs.	\$160.10
30121CT00	30"x121¼"		52.6 lbs.	\$162.50
32121CT00	32"x121¼"		44.1 lbs.	\$178.30
36121CT00	36"x121¼"		53.6 lbs.	\$193.80

* The suffix CTF should be used when ordering upright with flange.

Ⓢ = X-P-R-E-S-S Items in bold print are also available on the Shelving XPRESS Program.

SHELVING COMPONENTS – L UPRIGHTS



OPEN "L" UPRIGHT

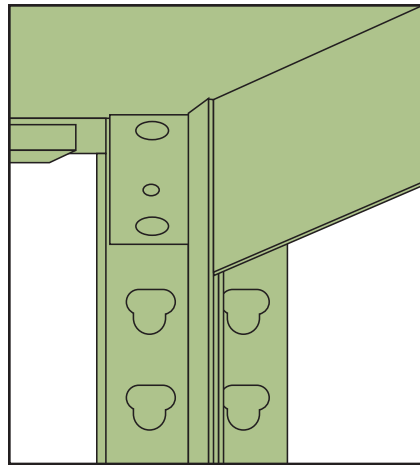
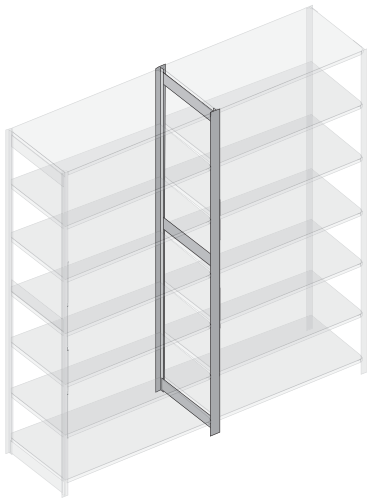
ITEM NUMBER	D	H	WT.	PRICE
* 12400L00	12"x40¼"		5.2 lbs.	\$38.55
* 13400L00	13"x40¼"		5.3 lbs.	\$34.05
* 15400L00	15"x40¼"		5.5 lbs.	\$36.00
* 16400L00	16"x40¼"		5.6 lbs.	\$36.35
* 18400L00	18"x40¼"		7.9 lbs.	\$44.10
* 24400L00	24"x40¼"		6.2 lbs.	\$48.65
* 26400L00	26"x40¼"		6.4 lbs.	\$48.65
* 30400L00	30"x40¼"		6.8 lbs.	\$51.05
* 32400L00	32"x40¼"		6.9 lbs.	\$41.50
* 36400L00	36"x40¼"		7.3 lbs.	\$60.00
* 12640L00	12"x64¼"		13.8 lbs.	\$45.20
* 13640L00	13"x64¼"		8.4 lbs.	\$44.80
* 15640L00	15"x64¼"		10.5 lbs.	\$45.20
* 16640L00	16"x64¼"		8.8 lbs.	\$45.55
* 18640L00	18"x64¼"		11.4 lbs.	\$45.75
* 24640L00	24"x64¼"		11.2 lbs.	\$51.25
* 26640L00	26"x64¼"		10 lbs.	\$51.25
* 30640L00	30"x64¼"		15.4 lbs.	\$53.65
* 32640L00	32"x64¼"		10.8 lbs.	\$53.95
* 36640L00	36"x64¼"		11.3 lbs.	\$65.45
12760L00	12"x76¼"		10.3 lbs.	\$46.65
13760L00	13"x76¼"		9.6 lbs.	\$46.85
15760L00	15"x76¼"		10.5 lbs.	\$47.35
16760L00	16"x76¼"		11 lbs.	\$49.05
18760L00	18"x76¼"		11.9 lbs.	\$46.05
24760L00	24"x76¼"		12.9 lbs.	\$52.95
26760L00	26"x76¼"		11.3 lbs.	\$52.95
30760L00	30"x76¼"		14.2 lbs.	\$55.75
32760L00	32"x76¼"		12 lbs.	\$63.15
36760L00	36"x76¼"		18.6 lbs.	\$74.45
12850L00 ⓘ	12"x85¼"		12.2 lbs.	\$51.60
13850L00	13"x85¼"		10.6 lbs.	\$49.15
15850L00 ⓘ	15"x85¼"		13.4 lbs.	\$51.15
16850L00	16"x85¼"		11 lbs.	\$52.40
18850L00 ⓘ	18"x85¼"		13.6 lbs.	\$53.95
24850L00 ⓘ	24"x85¼"		14 lbs.	\$55.05
26850L00	26"x85¼"		12.2 lbs.	\$55.05
30850L00 ⓘ	30"x85¼"		20.7 lbs.	\$63.15
32850L00	32"x85¼"		14.3 lbs.	\$64.45
36850L00	36"x85¼"		15 lbs.	\$82.90

OPEN "L" UPRIGHT

ITEM NUMBER	D	H	WT.	PRICE
12880L00 ⓘ	12"x88¼"		12.3 lbs.	\$52.85
13880L00	13"x88¼"		10.9 lbs.	\$53.65
15880L00 ⓘ	15"x88¼"		12.9 lbs.	\$53.90
16880L00	16"x88¼"		11.3 lbs.	\$54.40
18880L00	18"x88¼"		14.2 lbs.	\$56.15
24880L00 ⓘ	24"x88¼"		14.7 lbs.	\$57.40
26880L00	26"x88¼"		12.5 lbs.	\$57.40
30880L00 ⓘ	30"x88¼"		18.1 lbs.	\$64.45
32880L00	32"x88¼"		14.6 lbs.	\$73.40
36880L00	36"x88¼"		22.7 lbs.	\$83.60
12970L00	12"x97¼"		15.8 lbs.	\$60.05
13970L00	13"x97¼"		12.4 lbs.	\$61.85
15970L00	15"x97¼"		15.5 lbs.	\$56.05
16970L00	16"x97¼"		13.7 lbs.	\$56.55
18970L00	18"x97¼"		17.5 lbs.	\$61.55
24970L00	24"x97¼"		18.8 lbs.	\$66.00
26970L00	26"x97¼"		14.6 lbs.	\$66.00
30970L00	30"x97¼"		22.6 lbs.	\$67.90
32970L00	32"x97¼"		15.6 lbs.	\$71.80
36970L00	36"x97¼"		30 lbs.	\$89.60
121000L00	12"x100¼"		21.4 lbs.	\$61.55
131000L00	13"x100¼"		13.2 lbs.	\$65.15
151000L00	15"x100¼"		13.7 lbs.	\$67.15
161000L00	16"x100¼"		13.9 lbs.	\$68.75
181000L00	18"x100¼"		22.9 lbs.	\$69.50
241000L00	24"x100¼"		15.6 lbs.	\$76.05
261000L00	26"x100¼"		16 lbs.	\$78.85
301000L00	30"x100¼"		16.8 lbs.	\$81.45
321000L00	32"x100¼"		17.3 lbs.	\$86.30
361000L00	36"x100¼"		18.1 lbs.	\$90.80
121210L00	12"x121¼"		15.2 lbs.	\$64.15
131210L00	13"x121¼"		15.4 lbs.	\$76.15
151210L00	15"x121¼"		15.9 lbs.	\$77.95
161210L00	16"x121¼"		16.1 lbs.	\$78.85
181210L00	18"x121¼"		22 lbs.	\$79.90
241210L00	24"x121¼"		17.8 lbs.	\$85.25
261210L00	26"x121¼"		18.2 lbs.	\$87.10
301210L00	30"x121¼"		19 lbs.	\$87.90
321210L00	32"x121¼"		19.5 lbs.	\$89.55
361210L00	36"x121¼"		29.6 lbs.	\$95.60

* The suffix OLF should be used when ordering upright with flange.

SHELVING COMPONENTS – T UPRIGHTS



OPEN "T" UPRIGHT

ITEM NUMBER	D H	WT.	PRICE
* 12400T00	12"x40¼"	7 lbs.	\$40.05
* 13400T00	13"x40¼"	7.1 lbs.	\$42.05
* 15400T00	15"x40¼"	10.8 lbs.	\$44.30
* 16400T00	16"x40¼"	7.3 lbs.	\$44.55
* 18400T00	18"x40¼"	10.8 lbs.	\$49.05
* 24400T00	24"x40¼"	13.2 lbs.	\$50.50
* 26400T00	26"x40¼"	8.2 lbs.	\$51.50
* 30400T00	30"x40¼"	8.5 lbs.	\$54.65
* 32400T00	32"x40¼"	8.7 lbs.	\$55.10
* 36400T00	36"x40¼"	9 lbs.	\$60.50
* 12640T00	12"x64¼"	13.5 lbs.	\$54.45
* 13640T00	13"x64¼"	11.2 lbs.	\$55.20
* 15640T00	15"x64¼"	12.8 lbs.	\$55.55
* 16640T00	16"x64¼"	14.5 lbs.	\$56.05
* 18640T00	18"x64¼"	14.2 lbs.	\$56.40
* 24640T00	24"x64¼"	14.9 lbs.	\$60.10
* 26640T00	26"x64¼"	12.8 lbs.	\$66.50
* 30640T00	30"x64¼"	17.7 lbs.	\$64.95
* 32640T00	32"x64¼"	19.4 lbs.	\$71.60
* 36640T00	36"x64¼"	20.1 lbs.	\$74.25
12760T00 Ⓢ	12"x76¼"	14.4 lbs.	\$57.20
13760T00	13"x76¼"	13.8 lbs.	\$57.70
15760T00 Ⓢ	15"x76¼"	14.5 lbs.	\$59.05
16760T00	16"x76¼"	15.2 lbs.	\$60.10
18760T00 Ⓢ	18"x76¼"	15.4 lbs.	\$61.50
24760T00 Ⓢ	24"x76¼"	16.4 lbs.	\$64.85
26760T00	26"x76¼"	16.7 lbs.	\$68.75
30760T00 Ⓢ	30"x76¼"	18.3 lbs.	\$68.75
32760T00	32"x76¼"	20.2 lbs.	\$77.85
36760T00	36"x76¼"	20.6 lbs.	\$85.05
12850T00 Ⓢ	12"x85¼"	16.2 lbs.	\$58.00
13850T00	13"x85¼"	16.3 lbs.	\$60.40
15850T00 Ⓢ	15"x85¼"	17.1 lbs.	\$63.15
16850T00	16"x85¼"	17.3 lbs.	\$64.40
18850T00 Ⓢ	18"x85¼"	17.5 lbs.	\$66.45
24850T00 Ⓢ	24"x85¼"	18.5 lbs.	\$68.60
26850T00	26"x85¼"	18.8 lbs.	\$74.55
30850T00 Ⓢ	30"x85¼"	23.7 lbs.	\$72.35
32850T00	32"x85¼"	24.2 lbs.	\$85.95
36850T00	36"x85¼"	22 lbs.	\$87.60

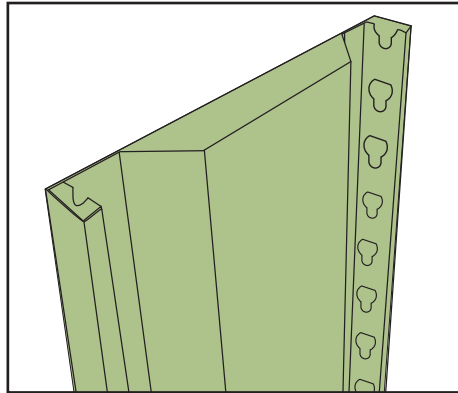

OPEN "T" UPRIGHT

ITEM NUMBER	D H	WT.	PRICE
12880T00 Ⓢ	12"x88¼"	16.7 lbs.	\$63.40
13880T00	13"x88¼"	14.7 lbs.	\$63.40
15880T00 Ⓢ	15"x88¼"	16.9 lbs.	\$65.25
16880T00	16"x88¼"	16.9 lbs.	\$65.25
18880T00 Ⓢ	18"x88¼"	18.4 lbs.	\$67.40
24880T00 Ⓢ	24"x88¼"	19.3 lbs.	\$69.20
26880T00	26"x88¼"	16.4 lbs.	\$75.10
30880T00 Ⓢ	30"x88¼"	22.1 lbs.	\$73.00
32880T00	32"x88¼"	22.1 lbs.	\$89.95
36880T00	36"x88¼"	22.8 lbs.	\$90.30
12970T00	12"x97¼"	19.9 lbs.	\$69.95
13970T00	13"x97¼"	16.6 lbs.	\$72.35
15970T00	15"x97¼"	22.1 lbs.	\$74.70
16970T00	16"x97¼"	17.1 lbs.	\$75.10
18970T00	18"x97¼"	22.3 lbs.	\$76.00
24970T00	24"x97¼"	24.4 lbs.	\$78.00
26970T00	26"x97¼"	18.8 lbs.	\$80.60
30970T00	30"x97¼"	30 lbs.	\$83.65
32970T00	32"x97¼"	28.1 lbs.	\$99.85
36970T00	36"x97¼"	36.8 lbs.	\$93.15
121000T00	12"x100¼"	15.4 lbs.	\$84.10
131000T00	13"x100¼"	17.6 lbs.	\$86.65
151000T00	15"x100¼"	23.9 lbs.	\$89.35
161000T00	16"x100¼"	18.2 lbs.	\$91.60
181000T00	18"x100¼"	25.8 lbs.	\$92.60
241000T00	24"x100¼"	27.5 lbs.	\$93.60
261000T00	26"x100¼"	26.3 lbs.	\$97.10
301000T00	30"x100¼"	31.1 lbs.	\$100.35
321000T00	32"x100¼"	21.6 lbs.	\$106.40
361000T00	36"x100¼"	32.1 lbs.	\$111.85
121210T00	12"x121¼"	20.5 lbs.	\$87.95
131210T00	13"x121¼"	20.7 lbs.	\$101.55
151210T00	15"x121¼"	21.1 lbs.	\$103.90
161210T00	16"x121¼"	21.3 lbs.	\$104.95
181210T00	18"x121¼"	29 lbs.	\$106.50
241210T00	24"x121¼"	29.6 lbs.	\$113.60
261210T00	26"x121¼"	31.7 lbs.	\$116.10
301210T00	30"x121¼"	33.7 lbs.	\$117.20
321210T00	32"x121¼"	24.7 lbs.	\$119.00
361210T00	36"x121¼"	32.6 lbs.	\$120.75

* The suffix OTF should be used when ordering upright with flange.

Ⓢ = X-P-R-E-S-S Items in bold print are also available on the Shelving XPRESS Program.

SHELVING COMPONENTS – LIBRARY/DOUBLE WALL L UPRIGHTS



LIBRARY/DOUBLE WALL "L" UPRIGHT

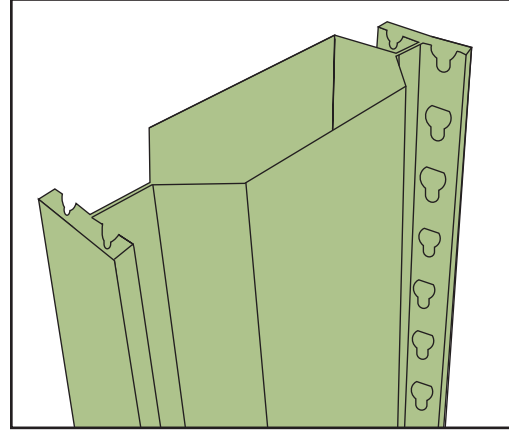
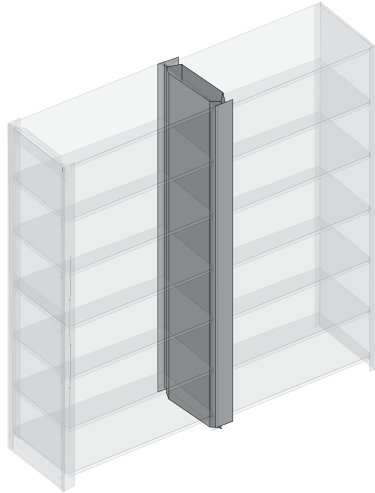
LIBRARY/DOUBLE WALL "L" UPRIGHT

ITEM NUMBER	D H	WT.	PRICE
* 0940WLF00	9"x40¼"	11.9 lbs.	\$92.35
* 1040WLF00	10"x40¼"	12.4 lbs.	\$111.70
* 1240WLF00	12"x40¼"	12.3 lbs.	\$104.40
* 1340WLF00	13"x40¼"	11.9 lbs.	\$117.05
* 1540WLF00	15"x40¼"	13.8 lbs.	\$116.15
* 1640WLF00	16"x40¼"	15.3 lbs.	\$111.10
* 1840WLF00	18"x40¼"	16.9 lbs.	\$126.25
* 2040WLF00	20"x40¼"	16.3 lbs.	\$145.65
* 2440WLF00	24"x40¼"	22.6 lbs.	\$146.70
* 2640WLF00	26"x40¼"	20 lbs.	\$149.10
* 3040WLF00	30"x40¼"	23 lbs.	\$148.50
* 0964WL00	9"x64¼"	17.4 lbs.	\$83.50
* 1064WL00	10"x64¼"	15.8 lbs.	\$84.90
* 1264WL00	12"x64¼"	19.4 lbs.	\$86.35
* 1364WL00	13"x64¼"	18.5 lbs.	\$95.65
* 1564WL00	15"x64¼"	23.3 lbs.	\$95.80
* 1664WL00	16"x64¼"	21.3 lbs.	\$103.40
* 1864WL00	18"x64¼"	25.4 lbs.	\$110.25
* 2064WL00	20"x64¼"	28.5 lbs.	\$118.90
* 2464WL00	24"x64¼"	34 lbs.	\$132.15
* 2664WL00	26"x64¼"	30.5 lbs.	\$141.10
* 3064WL00	30"x64¼"	39.3 lbs.	\$141.60
0976WL00	9"x76¼"	17.9 lbs.	\$89.65
1076WL00	10"x76¼"	21.2 lbs.	\$93.45
1276WL00	12"x76¼"	21.9 lbs.	\$88.65
1376WL00	13"x76¼"	21.9 lbs.	\$98.20
1576WL00	15"x76¼"	26.2 lbs.	\$100.45
1676WL00	16"x76¼"	27.9 lbs.	\$106.50
1876WL00	18"x76¼"	29.3 lbs.	\$111.45
2076WL00	20"x76¼"	30.7 lbs.	\$121.95
2476WL00	24"x76¼"	38.4 lbs.	\$139.95
2676WL00	26"x76¼"	36 lbs.	\$147.55
3076WL00	30"x76¼"	51.8 lbs.	\$147.85
0985WL00	9"x85¼"	19.9 lbs.	\$94.75
1085WL00	10"x85¼"	22.7 lbs.	\$94.45
1285WL00	12"x85¼"	25.2 lbs.	\$93.65
1385WL00	13"x85¼"	24.4 lbs.	\$101.50
1585WL00	15"x85¼"	28.9 lbs.	\$109.95
1685WL00	16"x85¼"	31.4 lbs.	\$108.75
1885WL00	18"x85¼"	32.6 lbs.	\$115.65
2085WL00	20"x85¼"	35 lbs.	\$124.80
2485WL00	24"x85¼"	43.3 lbs.	\$142.65
2685WL00	26"x85¼"	40.1 lbs.	\$155.75
3085WL00	30"x85¼"	51.6 lbs.	\$156.20

ITEM NUMBER	D H	WT.	PRICE
0988WL00	9"x88¼"	21.5 lbs.	\$89.55
1088WL00	10"x88¼"	22.8 lbs.	\$98.70
1288WL00	12"x88¼"	25.4 lbs.	\$99.30
1388WL00	13"x88¼"	29.9 lbs.	\$104.20
1588WL00	15"x88¼"	29 lbs.	\$114.35
1688WL00	16"x88¼"	30.2 lbs.	\$109.95
1888WL00	18"x88¼"	33.8 lbs.	\$118.20
2088WL00	20"x88¼"	37.6 lbs.	\$128.25
2488WL00	24"x88¼"	45.2 lbs.	\$145.50
2688WL00	26"x88¼"	41.5 lbs.	\$159.15
3088WL00	30"x88¼"	54.2 lbs.	\$159.15
0997WL00	9"x97¼"	24.8 lbs.	\$98.60
1097WL00	10"x97¼"	26.2 lbs.	\$102.40
1297WL00	12"x97¼"	29 lbs.	\$108.80
1397WL00	13"x97¼"	27.8 lbs.	\$108.30
1597WL00	15"x97¼"	31.9 lbs.	\$120.35
1697WL00	16"x97¼"	31.9 lbs.	\$120.35
1897WL00	18"x97¼"	39.5 lbs.	\$132.15
2097WL00	20"x97¼"	37.4 lbs.	\$145.55
2497WL00	24"x97¼"	42.9 lbs.	\$163.00
2697WL00	26"x97¼"	45.6 lbs.	\$181.15
3097WL00	30"x97¼"	58.6 lbs.	\$184.15
09100WL00	9"x100¼"	23 lbs.	\$103.40
10100WL00	10"x100¼"	24.4 lbs.	\$114.70
12100WL00	12"x100¼"	30.3 lbs.	\$114.60
13100WL00	13"x100¼"	28.7 lbs.	\$120.50
15100WL00	15"x100¼"	32.8 lbs.	\$121.50
16100WL00	16"x100¼"	32.9 lbs.	\$123.90
18100WL00	18"x100¼"	44 lbs.	\$136.30
20100WL00	20"x100¼"	38.5 lbs.	\$148.85
24100WL00	24"x100¼"	44.2 lbs.	\$172.85
26100WL00	26"x100¼"	47 lbs.	\$184.80
30100WL00	30"x100¼"	60.3 lbs.	\$185.45
09121WL00	9"x121¼"	27.8 lbs.	\$112.70
10121WL00	10"x121¼"	29.5 lbs.	\$118.55
12121WL00	12"x121¼"	32.9 lbs.	\$124.00
13121WL00	13"x121¼"	34.6 lbs.	\$126.30
15121WL00	15"x121¼"	39.5 lbs.	\$126.90
16121WL00	16"x121¼"	39.6 lbs.	\$135.40
18121WL00	18"x121¼"	43 lbs.	\$155.90
20121WL00	20"x121¼"	46.4 lbs.	\$160.55
24121WL00	24"x121¼"	53.2 lbs.	\$176.70
26121WL00	26"x121¼"	56.6 lbs.	\$195.90
30121WL00	30"x121¼"	72.4 lbs.	\$197.35

* The 40¼" uprights feature a flange as standard for mounting a countertop (order separately).

SHELVING COMPONENTS – LIBRARY/DOUBLE WALL T UPRIGHTS



LIBRARY/DOUBLE WALL “T” UPRIGHT

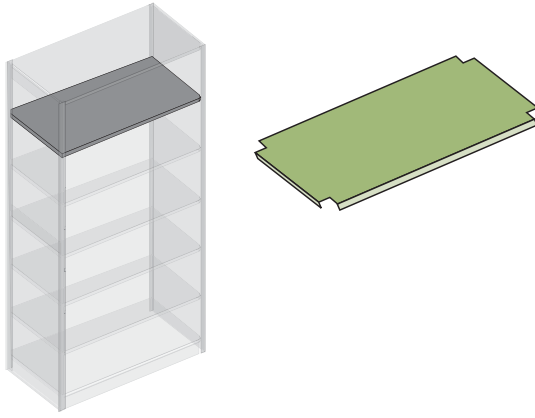
ITEM NUMBER	D	H	WT.	PRICE
* 0940WTF00	9"x40¼"		16.9 lbs.	\$94.70
* 1040WTF00	10"x40¼"		16.3 lbs.	\$124.85
* 1240WTF00	12"x40¼"		15.9 lbs.	\$128.65
* 1340WTF00	13"x40¼"		13.8 lbs.	\$122.75
* 1540WTF00	15"x40¼"		14 lbs.	\$122.10
* 1640WTF00	16"x40¼"		19.4 lbs.	\$121.25
* 1840WTF00	18"x40¼"		22.5 lbs.	\$127.05
* 2040WTF00	20"x40¼"		18.1 lbs.	\$141.45
* 2440WTF00	24"x40¼"		27.9 lbs.	\$164.60
* 2640WTF00	26"x40¼"		21.8 lbs.	\$163.80
* 3040WTF00	30"x40¼"		25 lbs.	\$168.40
* 0964WT00	9"x64¼"		22.3 lbs.	\$100.15
* 1064WT00	10"x64¼"		18.7 lbs.	\$101.80
* 1264WT00	12"x64¼"		23.9 lbs.	\$103.40
* 1364WT00	13"x64¼"		21.5 lbs.	\$106.20
* 1564WT00	15"x64¼"		28.5 lbs.	\$114.95
* 1664WT00	16"x64¼"		24.3 lbs.	\$115.00
* 1864WT00	18"x64¼"		31.1 lbs.	\$116.45
* 2064WT00	20"x64¼"		33 lbs.	\$130.05
* 2464WT00	24"x64¼"		38.1 lbs.	\$151.25
* 2664WT00	26"x64¼"		33.5 lbs.	\$156.75
* 3064WT00	30"x64¼"		47.4 lbs.	\$157.25
0976WT00	9"x76¼"		22.3 lbs.	\$101.05
1076WT00	10"x76¼"		25.3 lbs.	\$103.60
1276WT00	12"x76¼"		26.3 lbs.	\$106.40
1376WT00	13"x76¼"		29 lbs.	\$109.00
1576WT00	15"x76¼"		29.9 lbs.	\$120.65
1676WT00	16"x76¼"		34.5 lbs.	\$120.65
1876WT00	18"x76¼"		35.2 lbs.	\$132.30
2076WT00	20"x76¼"		35.4 lbs.	\$142.65
2476WT00	24"x76¼"		47.1 lbs.	\$158.50
2676WT00	26"x76¼"		39.5 lbs.	\$163.80
3076WT00	30"x76¼"		54.6 lbs.	\$176.85
0985WT00	9"x85¼"		26.6 lbs.	\$105.10
1085WT00	10"x85¼"		27.8 lbs.	\$109.70
1285WT00	12"x85¼"		30.8 lbs.	\$112.35
1385WT00	13"x85¼"		28.4 lbs.	\$115.65
1585WT00	15"x85¼"		34.4 lbs.	\$127.35
1685WT00	16"x85¼"		32 lbs.	\$127.80
1885WT00	18"x85¼"		39.9 lbs.	\$138.75
2085WT00	20"x85¼"		41.3 lbs.	\$149.65
2485WT00	24"x85¼"		53.6 lbs.	\$161.40
2685WT00	26"x85¼"		44.1 lbs.	\$173.00
3085WT00	30"x85¼"		60.7 lbs.	\$184.75

LIBRARY/DOUBLE WALL “T” UPRIGHT

ITEM NUMBER	D	H	WT.	PRICE
0988WT00	9"x88¼"		22.9 lbs.	\$107.40
1088WT00	10"x88¼"		28.5 lbs.	\$113.35
1288WT00	12"x88¼"		31.4 lbs.	\$119.00
1388WT00	13"x88¼"		32.8 lbs.	\$121.75
1588WT00	15"x88¼"		34.8 lbs.	\$131.85
1688WT00	16"x88¼"		36.1 lbs.	\$131.85
1888WT00	18"x88¼"		40.7 lbs.	\$141.80
2088WT00	20"x88¼"		42.8 lbs.	\$153.85
2488WT00	24"x88¼"		56.6 lbs.	\$171.25
2688WT00	26"x88¼"		45.6 lbs.	\$176.75
3088WT00	30"x88¼"		64.8 lbs.	\$188.10
0997WT00	9"x97¼"		31.9 lbs.	\$118.35
1097WT00	10"x97¼"		33.2 lbs.	\$122.75
1297WT00	12"x97¼"		36.7 lbs.	\$127.05
1397WT00	13"x97¼"		32.3 lbs.	\$129.95
1597WT00	15"x97¼"		42 lbs.	\$144.20
1697WT00	16"x97¼"		36.4 lbs.	\$144.25
1897WT00	18"x97¼"		48.6 lbs.	\$158.50
2097WT00	20"x97¼"		43 lbs.	\$174.55
2497WT00	24"x97¼"		47.4 lbs.	\$195.65
2697WT00	26"x97¼"		50.1 lbs.	\$201.10
3097WT00	30"x97¼"		68.8 lbs.	\$221.20
09100WT00	9"x100¼"		33.5 lbs.	\$124.15
10100WT00	10"x100¼"		29.1 lbs.	\$137.45
12100WT00	12"x100¼"		37.8 lbs.	\$141.10
13100WT00	13"x100¼"		33.3 lbs.	\$133.80
15100WT00	15"x100¼"		37.9 lbs.	\$146.90
16100WT00	16"x100¼"		37.5 lbs.	\$148.50
18100WT00	18"x100¼"		53.8 lbs.	\$163.40
20100WT00	20"x100¼"		43.2 lbs.	\$178.55
24100WT00	24"x100¼"		48.8 lbs.	\$191.85
26100WT00	26"x100¼"		51.6 lbs.	\$205.25
30100WT00	30"x100¼"		70.8 lbs.	\$224.50
09121WT00	9"x121¼"		33.4 lbs.	\$135.40
10121WT00	10"x121¼"		35.1 lbs.	\$142.20
12121WT00	12"x121¼"		38.5 lbs.	\$148.95
13121WT00	13"x121¼"		40.2 lbs.	\$151.50
15121WT00	15"x121¼"		45.5 lbs.	\$156.40
16121WT00	16"x121¼"		45.3 lbs.	\$162.30
18121WT00	18"x121¼"		48.7 lbs.	\$173.10
20121WT00	20"x121¼"		52 lbs.	\$192.60
24121WT00	24"x121¼"		58.8 lbs.	\$212.05
26121WT00	26"x121¼"		62.2 lbs.	\$217.40
30121WT00	30"x121¼"		85 lbs.	\$332.40

* The 40¼" uprights feature a flange as standard for mounting a countertop (order separately).

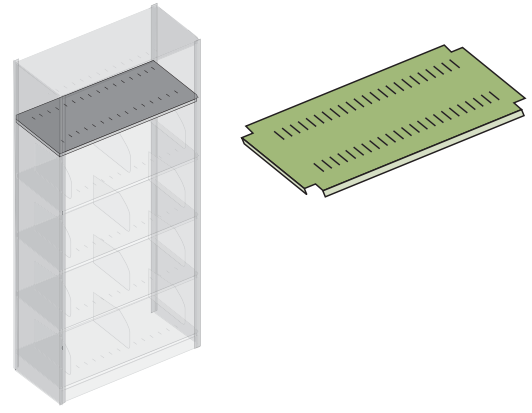
SHELVING COMPONENTS – SHELVES



18G, NON-SLOTTED, SHELF FILING

ITEM NUMBER	W D H	WT.	PRICE
* 2412T00	24"x12"x3/4"	4.5 lbs.	\$18.10
* 2413T00	24"x13"x3/4"	4.9 lbs.	\$23.90
* 2415T00	24"x15"x3/4"	5.6 lbs.	\$22.20
* 2416T00	24"x16"x3/4"	5.9 lbs.	\$29.55
2418T00	24"x18"x3/4"	6.6 lbs.	\$29.15
• 2424T00	24"x24"x3/4"	8.6 lbs.	\$39.15
• 2426T00	24"x26"x3/4"	9.3 lbs.	\$41.75
•• 2430T00	24"x30"x3/4"	10.6 lbs.	\$44.45
•• 2432T00	24"x32"x3/4"	11.3 lbs.	\$53.70
•• 2436T00	24"x36"x3/4"	12.6 lbs.	\$58.40
* 3012T00	30"x12"x3/4"	5.4 lbs.	\$19.95
* 3013T00	30"x13"x3/4"	5.8 lbs.	\$23.25
* 3015T00	30"x15"x3/4"	6.5 lbs.	\$24.90
* 3016T00	30"x16"x3/4"	7.1 lbs.	\$26.30
• 3018T00	30"x18"x3/4"	7.7 lbs.	\$30.35
• 3024T00	30"x24"x3/4"	10.6 lbs.	\$39.15
• 3026T00	30"x26"x3/4"	11.5 lbs.	\$43.35
•• 3030T00	30"x30"x3/4"	12.8 lbs.	\$46.85
•• 3032T00	30"x32"x3/4"	13.5 lbs.	\$53.70
•• 3036T00	30"x36"x3/4"	15.1 lbs.	\$58.40
* 3612T00	36"x12"x3/4"	6.5 lbs.	\$20.95
* 3613T00	36"x13"x3/4"	6.9 lbs.	\$23.90
* 3615T00	36"x15"x3/4"	7.9 lbs.	\$25.60
* 3616T00	36"x16"x3/4"	8.4 lbs.	\$29.55
• 3618T00	36"x18"x3/4"	9.3 lbs.	\$29.40
• 3624T00	36"x24"x3/4"	12.4 lbs.	\$37.40
• 3626T00	36"x26"x3/4"	12.3 lbs.	\$42.55
•• 3630T00	36"x30"x3/4"	15.2 lbs.	\$52.25
•• 3632T00	36"x32"x3/4"	16.3 lbs.	\$56.10
•• 3636T00	36"x36"x3/4"	18 lbs.	\$69.20
* 4212T00	42"x12"x3/4"	7.5 lbs.	\$25.55
* 4213T00	42"x13"x3/4"	8.4 lbs.	\$29.80
* 4215T00	42"x15"x3/4"	9.4 lbs.	\$31.10
* 4216T00	42"x16"x3/4"	9.6 lbs.	\$43.65
•• 4218T00	42"x18"x3/4"	11.2 lbs.	\$35.80
•• 4224T00	42"x24"x3/4"	14.2 lbs.	\$46.80
•• 4226T00	42"x26"x3/4"	16.5 lbs.	\$51.05
•• 4230T00	42"x30"x3/4"	17.9 lbs.	\$58.40
•• 4232T00	42"x32"x3/4"	18.5 lbs.	\$85.05
••• 4236T00	42"x36"x3/4"	21 lbs.	\$81.25
* 4812T00	48"x12"x3/4"	8.6 lbs.	\$29.40
* 4813T00	48"x13"x3/4"	9.2 lbs.	\$35.30
* 4815T00	48"x15"x3/4"	10.6 lbs.	\$37.00
* 4816T00	48"x16"x3/4"	10.9 lbs.	\$38.35
•• 4818T00	48"x18"x3/4"	12.4 lbs.	\$39.90
•• 4824T00	48"x24"x3/4"	16.3 lbs.	\$52.00
•• 4826T00	48"x26"x3/4"	17.7 lbs.	\$59.45
••• 4830T00	48"x30"x3/4"	20.5 lbs.	\$63.50
•••• 4832T00	48"x32"x3/4"	22.5 lbs.	\$65.85
••••• 4836T00	48"x36"x3/4"	24.1 lbs.	\$91.00

- 1 reinforcement per shelf required, except top shelf.
- 2 reinforcements per shelf required, except top shelf.
- 3 reinforcement per shelf required, except top shelf.
- 4 reinforcements per shelf required, except top shelf.
- * The suffix "TCQ" should be used when ordering shelf punched for center stop when less than 18"D.
See page 40 for ordering information.



18G, SLOTTED, SHELF FILING

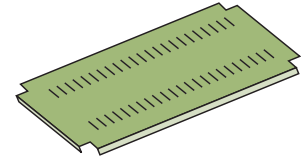
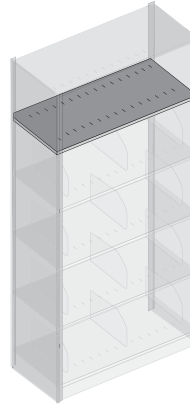
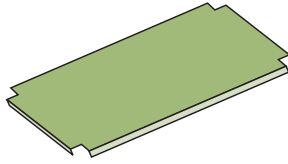
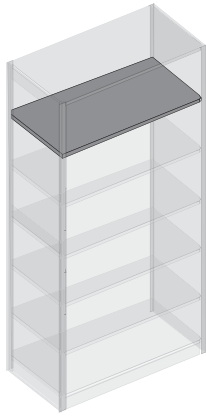
ITEM NUMBER	W D H	WT.	PRICE
2412F00	24"x12"x3/4"	4.5 lbs.	\$18.90
2413F00	24"x13"x3/4"	4.9 lbs.	\$38.80
2415F00	24"x15"x3/4"	5.6 lbs.	\$24.00
2416F00	24"x16"x3/4"	5.9 lbs.	\$33.10
2418F00	24"x18"x3/4"	6.6 lbs.	\$27.95
• 2424F00	24"x24"x3/4"	8.6 lbs.	\$33.60
• 2426F00	24"x26"x3/4"	9.3 lbs.	\$39.90
•• 2430F00	24"x30"x3/4"	10.6 lbs.	\$46.50
•• 2432F00	24"x32"x3/4"	11.3 lbs.	\$57.00
•• 2436F00	24"x36"x3/4"	12.6 lbs.	\$66.30
• 3012F00	30"x12"x3/4"	5.4 lbs.	\$20.35
3013F00	30"x13"x3/4"	6.1 lbs.	\$23.90
• 3015F00	30"x15"x3/4"	6.7 lbs.	\$26.00
3016F00	30"x16"x3/4"	7.2 lbs.	\$28.10
• 3018F00	30"x18"x3/4"	8.8 lbs.	\$28.85
• 3024F00	30"x24"x3/4"	10.2 lbs.	\$36.80
• 3026F00	30"x26"x3/4"	11.7 lbs.	\$45.75
•• 3030F00	30"x30"x3/4"	12.8 lbs.	\$48.85
•• 3032F00	30"x32"x3/4"	13.5 lbs.	\$55.30
•• 3036F00	30"x36"x3/4"	16.1 lbs.	\$66.30
• 3612F00	36"x12"x3/4"	6.4 lbs.	\$21.05
3613F00	36"x13"x3/4"	7 lbs.	\$23.90
• 3615F00	36"x15"x3/4"	7.8 lbs.	\$26.10
3616F00	36"x16"x3/4"	8.3 lbs.	\$30.70
• 3618F00	36"x18"x3/4"	9.3 lbs.	\$28.85
• 3624F00	36"x24"x3/4"	12.3 lbs.	\$38.05
• 3626F00	36"x26"x3/4"	13.5 lbs.	\$48.40
•• 3630F00	36"x30"x3/4"	15.1 lbs.	\$53.25
•• 3632F00	36"x32"x3/4"	16.2 lbs.	\$57.00
•• 3636F00	36"x36"x3/4"	18 lbs.	\$66.30
• 4212F00	42"x12"x3/4"	7.5 lbs.	\$26.20
4213F00	42"x13"x3/4"	6.5 lbs.	\$31.80
• 4215F00	42"x15"x3/4"	9.1 lbs.	\$33.40
4216F00	42"x16"x3/4"	9.8 lbs.	\$43.65
•• 4218F00	42"x18"x3/4"	11.2 lbs.	\$34.50
•• 4224F00	42"x24"x3/4"	14 lbs.	\$49.15
•• 4226F00	42"x26"x3/4"	16 lbs.	\$53.60
•• 4230F00	42"x30"x3/4"	17.6 lbs.	\$61.05
•• 4232F00	42"x32"x3/4"	18.5 lbs.	\$83.30
••• 4236F00	42"x36"x3/4"	21 lbs.	\$78.40
• 4812F00	48"x12"x3/4"	8.6 lbs.	\$31.10
4813F00	48"x13"x3/4"	9.6 lbs.	\$36.70
• 4815F00	48"x15"x3/4"	10.3 lbs.	\$38.80
4816F00	48"x16"x3/4"	10.9 lbs.	\$40.20
•• 4818F00	48"x18"x3/4"	11.7 lbs.	\$40.20
•• 4824F00	48"x24"x3/4"	16.2 lbs.	\$53.25
•• 4826F00	48"x26"x3/4"	17.5 lbs.	\$63.15
••• 4830F00	48"x30"x3/4"	20.5 lbs.	\$66.45
•••• 4832F00	48"x32"x3/4"	21.7 lbs.	\$69.90
••••• 4836F00	48"x36"x3/4"	23.9 lbs.	\$86.35

SPECIAL SLOTTED SHELVING

For legal filing with retractable doors.

ITEM NUMBER	W D H	WT.	PRICE
S3018F00	30"x18"x3/4"	8.0 lbs.	\$49.20
S3618F00	36"x18"x3/4"	9.3 lbs.	\$49.20
S4218F00	42"x18"x3/4"	9.6 lbs.	\$63.65
S4818F00	48"x18"x3/4"	10.7 lbs.	\$80.75

SHELVING COMPONENTS – SHELVES



22G, NON-SLOTTED, SHELF FILING

ITEM NUMBER	W D H	WT.	PRICE
22G2412T00	24"x12"x¾"	2.8 lbs.	\$14.10
22G2413T00	24"x13"x¾"	3.1 lbs.	\$19.25
22G2415T00	24"x15"x¾"	3.5 lbs.	\$17.25
22G2416T00	24"x16"x¾"	3.7 lbs.	\$22.30
• 22G2424T00	24"x24"x¾"	5.4 lbs.	\$23.50
• 22G2426T00	24"x26"x¾"	5.8 lbs.	\$55.20
•• 22G2430T00	24"x30"x¾"	6.6 lbs.	\$27.65
•• 22G2432T00	24"x32"x¾"	7.1 lbs.	\$40.75
22G3012T00 ⓘ	30"x12"x¾"	3.6 lbs.	\$14.70
22G3013T00	30"x13"x¾"	3.8 lbs.	\$16.75
22G3015T00 ⓘ	30"x15"x¾"	4.3 lbs.	\$18.05
22G3016T00	30"x16"x¾"	4.7 lbs.	\$22.30
• 22G3024T00 ⓘ	30"x24"x¾"	6.7 lbs.	\$24.30
• 22G3026T00	30"x26"x¾"	7.2 lbs.	\$30.05
•• 22G3030T00 ⓘ	30"x30"x¾"	8 lbs.	\$31.85
•• 22G3032T00	30"x32"x¾"	8.7 lbs.	\$36.00
22G3612T00 ⓘ	36"x12"x¾"	4.1 lbs.	\$16.50
22G3613T00	36"x13"x¾"	4.6 lbs.	\$19.25
22G3615T00 ⓘ	36"x15"x¾"	5.1 lbs.	\$21.65
22G3616T00	36"x16"x¾"	5.4 lbs.	\$24.80
• 22G3624T00 ⓘ	36"x24"x¾"	7.9 lbs.	\$28.45
• 22G3626T00	36"x26"x¾"	8.7 lbs.	\$31.55
•• 22G3630T00 ⓘ	36"x30"x¾"	9.9 lbs.	\$38.05
•• 22G3632T00	36"x32"x¾"	11 lbs.	\$38.35
22G4212T00 ⓘ	42"x12"x¾"	4.8 lbs.	\$21.05
22G4213T00	42"x13"x¾"	5.2 lbs.	\$23.05
22G4215T00 ⓘ	42"x15"x¾"	5.9 lbs.	\$23.05
22G4216T00	42"x16"x¾"	6.3 lbs.	\$34.45
•• 22G4224T00 ⓘ	42"x24"x¾"	9.4 lbs.	\$33.95
•• 22G4226T00	42"x26"x¾"	10.1 lbs.	\$37.50
•• 22G4230T00 ⓘ	42"x30"x¾"	11.4 lbs.	\$42.90
•• 22G4232T00	42"x32"x¾"	12.3 lbs.	\$65.85
22G4812T00 ⓘ	48"x12"x¾"	5.4 lbs.	\$23.35
22G4813T00	48"x13"x¾"	6 lbs.	\$25.75
22G4815T00 ⓘ	48"x15"x¾"	6.7 lbs.	\$28.00
22G4816T00	48"x16"x¾"	7.3 lbs.	\$30.70
•• 22G4824T00 ⓘ	48"x24"x¾"	10.4 lbs.	\$39.60
•• 22G4826T00	48"x26"x¾"	11.3 lbs.	\$43.25
••• 22G4830T00	48"x30"x¾"	13.1 lbs.	\$47.35
••• 22G4832T00	48"x32"x¾"	13.5 lbs.	\$47.65

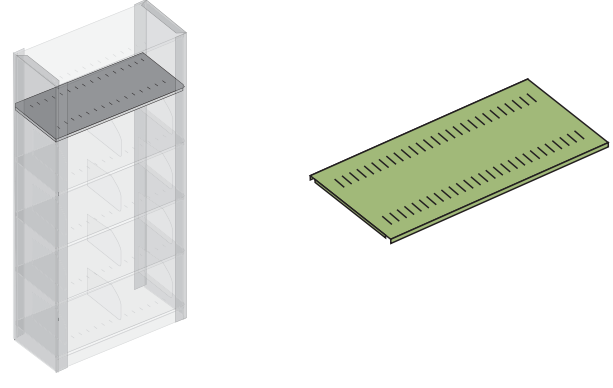
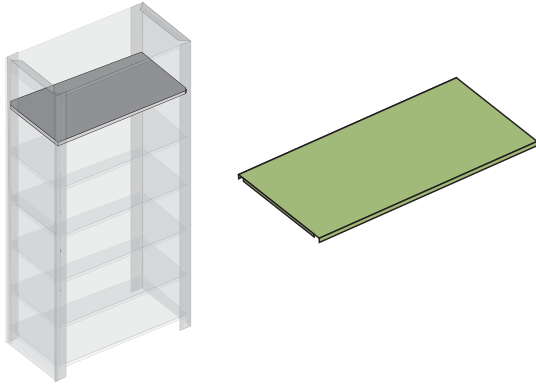
22G, SLOTTED, SHELF FILING

ITEM NUMBER	W D H	WT.	PRICE
22G2412F00	24"x12"x¾"	2.8 lbs.	\$15.60
22G2413F00	24"x13"x¾"	3.1 lbs.	\$18.80
22G2415F00	24"x15"x¾"	3.5 lbs.	\$20.65
22G2416F00	24"x16"x¾"	3.7 lbs.	\$23.90
• 22G2424F00	24"x24"x¾"	5.4 lbs.	\$27.65
• 22G2426F00	24"x26"x¾"	5.8 lbs.	\$42.20
•• 22G2430F00	24"x30"x¾"	6.6 lbs.	\$27.65
•• 22G2432F00	24"x32"x¾"	7.1 lbs.	\$46.70
22G3012F00 ⓘ	30"x12"x¾"	3.5 lbs.	\$16.50
22G3013F00	30"x13"x¾"	3.8 lbs.	\$18.80
22G3015F00 ⓘ	30"x15"x¾"	4.4 lbs.	\$21.65
22G3016F00	30"x16"x¾"	4.7 lbs.	\$23.90
• 22G3024F00 ⓘ	30"x24"x¾"	6.7 lbs.	\$28.45
• 22G3026F00	30"x26"x¾"	7.4 lbs.	\$32.10
•• 22G3030F00 ⓘ	30"x30"x¾"	8.1 lbs.	\$38.20
•• 22G3032F00	30"x32"x¾"	9.1 lbs.	\$38.35
22G3612F00 ⓘ	36"x12"x¾"	4.2 lbs.	\$16.50
22G3613F00	36"x13"x¾"	4.4 lbs.	\$18.80
22G3615F00 ⓘ	36"x15"x¾"	5.1 lbs.	\$21.65
22G3616F00	36"x16"x¾"	5.4 lbs.	\$24.30
• 22G3624F00 ⓘ	36"x24"x¾"	7.8 lbs.	\$28.45
• 22G3626F00	36"x26"x¾"	8.9 lbs.	\$33.50
•• 22G3630F00 ⓘ	36"x30"x¾"	9.8 lbs.	\$38.20
•• 22G3632F00	36"x32"x¾"	10.8 lbs.	\$41.10
22G4212F00 ⓘ	42"x12"x¾"	4.8 lbs.	\$21.05
22G4213F00	42"x13"x¾"	5.2 lbs.	\$24.80
22G4215F00 ⓘ	42"x15"x¾"	5.8 lbs.	\$24.95
22G4216F00	42"x16"x¾"	6.3 lbs.	\$34.45
•• 22G4224F00 ⓘ	42"x24"x¾"	9.3 lbs.	\$33.95
•• 22G4226F00	42"x26"x¾"	10.2 lbs.	\$37.65
•• 22G4230F00 ⓘ	42"x30"x¾"	11.8 lbs.	\$42.90
•• 22G4232F00	42"x32"x¾"	12.1 lbs.	\$65.85
22G4812F00 ⓘ	48"x12"x¾"	5.4 lbs.	\$23.35
22G4813F00	48"x13"x¾"	5.9 lbs.	\$28.20
22G4815F00 ⓘ	48"x15"x¾"	6.7 lbs.	\$28.00
22G4816F00	48"x16"x¾"	7.3 lbs.	\$30.90
•• 22G4824F00 ⓘ	48"x24"x¾"	10.6 lbs.	\$39.60
•• 22G4826F00	48"x26"x¾"	11.3 lbs.	\$44.80
••• 22G4830F00	48"x30"x¾"	12.9 lbs.	\$47.35
••• 22G4832F00	48"x32"x¾"	14.5 lbs.	\$48.75

- 1 reinforcement per shelf required, except top shelf.
 - 2 reinforcements per shelf required, except top shelf.
 - 3 reinforcements per shelf required, except top shelf.
- See page 40 for ordering information.

ⓘ = X-P-R-E-S-S Items in bold print are also available on the Shelving XPRESS Program.

SHELVING COMPONENTS – LIBRARY SHELVES



18G & 22G, NON-SLOTTED SHELF—LIBRARY/DOUBLE WALL

ITEM NUMBER	W D H	WT.	PRICE
*+ 2409L00	22"x 9" x3/4"	2 lbs.	\$16.20
*+ 2410L00	22"x10" x3/4"	2.2 lbs.	\$20.45
*+ 2412L00	22"x12" x3/4"	2.6 lbs.	\$20.25
*+ 2413L00	22"x13" x3/4"	2.8 lbs.	\$17.95
*** 2415L00	22"x15" x3/4"	5.1 lbs.	\$29.65
*** 2416L00	22"x16" x3/4"	5.5 lbs.	\$29.65
++ 2418L00	22"x18" x3/4"	6.1 lbs.	\$30.50
+++ 2420L00	22"x20" x3/4"	6.7 lbs.	\$33.40
+++ 2424L00	22"x24" x3/4"	8 lbs.	\$39.40
+++ 2426L00	22"x26" x3/4"	8.6 lbs.	\$39.90
++ 2430L00	22"x30" x3/4"	9.8 lbs.	\$43.80
*+ 3009L00	28"x 9" x3/4"	2.7 lbs.	\$17.45
*+ 3010L00	28"x10" x3/4"	3 lbs.	\$20.45
*+ 3012L00	28"x12" x3/4"	3.3 lbs.	\$21.65
*+ 3013L00	28"x13" x3/4"	3.6 lbs.	\$22.30
*** 3015L00	28"x15" x3/4"	6.3 lbs.	\$28.75
*** 3016L00	28"x16" x3/4"	7.1 lbs.	\$27.00
++ 3018L00	28"x18" x3/4"	7.6 lbs.	\$32.35
++ 3020L00	28"x20" x3/4"	8.3 lbs.	\$32.85
+++ 3024L00	28"x24" x3/4"	9.9 lbs.	\$35.70
+++ 3026L00	28"x26" x3/4"	10.8 lbs.	\$38.40
++ 3030L00	28"x30" x3/4"	15.2 lbs.	\$43.35
*+ 3609L00	34"x 9" x3/4"	3.1 lbs.	\$18.00
*+ 3610L00	34"x10" x3/4"	3.3 lbs.	\$20.45
*+ 3612L00	34"x12" x3/4"	3.9 lbs.	\$22.00
*+ 3613L00	34"x13" x3/4"	4.3 lbs.	\$22.65
*** 3615L00	34"x15" x3/4"	7.6 lbs.	\$28.75
*** 3616L00	34"x16" x3/4"	8 lbs.	\$29.65
++ 3618L00	34"x18" x3/4"	9 lbs.	\$30.60
+++ 3620L00	34"x20" x3/4"	9.8 lbs.	\$33.40
+++ 3624L00	34"x24" x3/4"	11.7 lbs.	\$39.40
+++ 3626L00	34"x26" x3/4"	13.5 lbs.	\$40.35
++ 3630L00	34"x30" x3/4"	15.2 lbs.	\$40.35
*+ 4209L00	40"x 9" x3/4"	4.3 lbs.	\$18.85
*+ 4210L00	40"x10" x3/4"	4.2 lbs.	\$20.95
*+ 4212L00	40"x12" x3/4"	4.5 lbs.	\$22.30
*+ 4213L00	40"x13" x3/4"	5 lbs.	\$24.65
*** 4215L00	40"x15" x3/4"	8.8 lbs.	\$35.30
*** 4216L00	40"x16" x3/4"	9.5 lbs.	\$31.40
++ 4218L00	40"x18" x3/4"	10.3 lbs.	\$35.30
+++ 4220L00	40"x20" x3/4"	11.9 lbs.	\$37.40
+++ 4224L00	40"x24" x3/4"	13.8 lbs.	\$45.20
+++ 4226L00	40"x26" x3/4"	15.3 lbs.	\$47.60
++ 4230L00	40"x30" x3/4"	17.2 lbs.	\$78.10
*+ 4809L00	46"x 9" x3/4"	4.3 lbs.	\$22.70
*+ 4810L00	46"x10" x3/4"	4.6 lbs.	\$23.15
*+ 4812L00	46"x12" x3/4"	5.3 lbs.	\$25.55
*+ 4813L00	46"x13" x3/4"	6.1 lbs.	\$35.30
*** 4815L00	46"x15" x3/4"	10.9 lbs.	\$38.20
*** 4816L00	46"x16" x3/4"	11.1 lbs.	\$38.20
++ 4818L00	46"x18" x3/4"	11.8 lbs.	\$39.65
+++ 4820L00	46"x20" x3/4"	12.9 lbs.	\$40.35
+++ 4824L00	46"x24" x3/4"	16 lbs.	\$52.60
+++ 4826L00	46"x26" x3/4"	17.5 lbs.	\$55.10
++ 4830L00	46"x30" x3/4"	20.3 lbs.	\$55.10

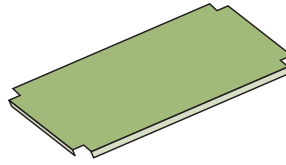
+ 22 G Shelves
 ++ 18 G Shelves
 * The suffix "LCL" should be used when ordering shelf punched for center stop when less than 18"D.

18G & 22G, SLOTTED SHELF—LIBRARY/DOUBLE WALL

ITEM NUMBER	W D H	WT.	PRICE
*+ 2409SL00	22"x09"x3/4"	2 lbs.	\$24.20
*+ 2410SL00	22"x10"x3/4"	2.2 lbs.	\$22.30
*+ 2412SL00	22"x12"x3/4"	2.6 lbs.	\$21.75
*+ 2413SL00	22"x13"x3/4"	2.8 lbs.	\$19.30
*** 2415SL00	22"x15"x3/4"	5.1 lbs.	\$29.40
*** 2416SL00	22"x16"x3/4"	5.5 lbs.	\$27.10
++ 2418SL00	22"x18"x3/4"	6.1 lbs.	\$36.05
+++ 2420SL00	22"x20"x3/4"	6.7 lbs.	\$34.45
+++ 2424SL00	22"x24"x3/4"	8 lbs.	\$42.20
+++ 2426SL00	22"x26"x3/4"	8.6 lbs.	\$36.50
++ 2430SL00	22"x30"x3/4"	9.8 lbs.	\$51.80
*+ 3009SL00	28"x09"x3/4"	2.3 lbs.	\$24.20
*+ 3010SL00	28"x10"x3/4"	3 lbs.	\$22.30
*+ 3012SL00	28"x12"x3/4"	3.1 lbs.	\$23.50
*+ 3013SL00	28"x13"x3/4"	3.8 lbs.	\$27.30
*** 3015SL00	28"x15"x3/4"	6.6 lbs.	\$29.40
*** 3016SL00	28"x16"x3/4"	7.1 lbs.	\$35.85
++ 3018SL00	28"x18"x3/4"	8.3 lbs.	\$46.40
+++ 3020SL00	28"x20"x3/4"	8.2 lbs.	\$37.50
+++ 3024SL00	28"x24"x3/4"	9.8 lbs.	\$39.75
+++ 3026SL00	28"x26"x3/4"	10.7 lbs.	\$42.45
++ 3030SL00	28"x30"x3/4"	15.2 lbs.	\$43.70
*+ 3609SL00	34"x09"x3/4"	3.1 lbs.	\$24.20
*+ 3610SL00	34"x10"x3/4"	3.6 lbs.	\$22.30
*+ 3612SL00	34"x12"x3/4"	4.1 lbs.	\$22.75
*+ 3613SL00	34"x13"x3/4"	4.5 lbs.	\$28.75
*** 3615SL00	34"x15"x3/4"	7.8 lbs.	\$29.40
*** 3616SL00	34"x16"x3/4"	8.9 lbs.	\$35.85
++ 3618SL00	34"x18"x3/4"	9.3 lbs.	\$46.40
+++ 3620SL00	34"x20"x3/4"	10.2 lbs.	\$41.50
+++ 3624SL00	34"x24"x3/4"	11.7 lbs.	\$42.20
+++ 3626SL00	34"x26"x3/4"	12.3 lbs.	\$46.15
++ 3630SL00	34"x30"x3/4"	14.7 lbs.	\$53.25
*+ 4209SL00	40"x09"x3/4"	3.5 lbs.	\$26.55
*+ 4210SL00	40"x10"x3/4"	3.5 lbs.	\$22.00
*+ 4212SL00	40"x12"x3/4"	4.8 lbs.	\$23.00
*+ 4213SL00	40"x13"x3/4"	5 lbs.	\$34.45
*** 4215SL00	40"x15"x3/4"	8.8 lbs.	\$41.50
*** 4216SL00	40"x16"x3/4"	9.4 lbs.	\$37.65
++ 4218SL00	40"x18"x3/4"	9.3 lbs.	\$59.25
+++ 4220SL00	40"x20"x3/4"	11.5 lbs.	\$41.60
+++ 4224SL00	40"x24"x3/4"	13.8 lbs.	\$51.30
+++ 4226SL00	40"x26"x3/4"	15.3 lbs.	\$54.65
++ 4230SL00	40"x30"x3/4"	17 lbs.	\$57.75
*+ 4809SL00	46"x09"x3/4"	6.2 lbs.	\$22.70
*+ 4810SL00	46"x10"x3/4"	4.6 lbs.	\$23.15
*+ 4812SL00	46"x12"x3/4"	5.1 lbs.	\$24.80
*+ 4813SL00	46"x13"x3/4"	5.8 lbs.	\$35.15
*** 4815SL00	46"x15"x3/4"	10.2 lbs.	\$35.15
*** 4816SL00	46"x16"x3/4"	10.7 lbs.	\$38.20
++ 4818SL00	46"x18"x3/4"	12.4 lbs.	\$62.95
+++ 4820SL00	46"x20"x3/4"	13.2 lbs.	\$47.65
+++ 4824SL00	46"x24"x3/4"	15.8 lbs.	\$56.10
+++ 4826SL00	46"x26"x3/4"	18.5 lbs.	\$60.40
++ 4830SL00	46"x30"x3/4"	19.4 lbs.	\$60.40

• 1 reinforcement per shelf required, except top shelf.
 •• 2 reinforcements per shelf required, except top shelf.
 See page 40 for ordering information.

SHELVING COMPONENTS – LIBRARY SHELVES



* 22G, TOP SHELF, LIBRARY/DOUBLE WALL

ITEM NUMBER	W D H	WT.	PRICE
22G2409TL00	24"x 9"x3/4"	2.2 lbs.	\$19.60
22G2410TL00	24"x10"x3/4"	2.4 lbs.	\$20.60
22G2412TL00	24"x12"x3/4"	2.8 lbs.	\$19.25
22G2413TL00	24"x13"x3/4"	3.1 lbs.	\$19.25
22G2415TL00	24"x15"x3/4"	3.5 lbs.	\$28.75
22G2416TL00	24"x16"x3/4"	3.7 lbs.	\$26.10
22G2418TL00	24"x18"x3/4"	4.1 lbs.	\$26.50
22G2420TL00	24"x20"x3/4"	4.5 lbs.	\$30.70
22G2424TL00	24"x24"x3/4"	5.4 lbs.	\$31.60
22G2426TL00	24"x26"x3/4"	5.8 lbs.	\$35.70
22G2430TL00	24"x30"x3/4"	7.4 lbs.	\$38.15
22G3009TL00	30"x 9"x3/4"	2.7 lbs.	\$19.85
22G3010TL00	30"x10"x3/4"	3.3 lbs.	\$20.30
22G3012TL00	30"x12"x3/4"	4.2 lbs.	\$20.60
22G3013TL00	30"x13"x3/4"	4 lbs.	\$21.05
22G3015TL00	30"x15"x3/4"	4.3 lbs.	\$28.75
22G3016TL00	30"x16"x3/4"	4.6 lbs.	\$23.90
22G3018TL00	30"x18"x3/4"	5.6 lbs.	\$27.40
22G3020TL00	30"x20"x3/4"	5.7 lbs.	\$28.10
22G3024TL00	30"x24"x3/4"	7.3 lbs.	\$32.50
22G3026TL00	30"x26"x3/4"	7.2 lbs.	\$36.75
22G3030TL00	30"x30"x3/4"	8.3 lbs.	\$39.20
22G3609TL00	36"x 9"x3/4"	3.5 lbs.	\$20.45
22G3610TL00	36"x10"x3/4"	3.6 lbs.	\$20.60
22G3612TL00	36"x12"x3/4"	4.1 lbs.	\$19.25
22G3613TL00	36"x13"x3/4"	4.9 lbs.	\$24.15
22G3615TL00	36"x15"x3/4"	5.2 lbs.	\$28.75
22G3616TL00	36"x16"x3/4"	5.4 lbs.	\$26.85
22G3618TL00	36"x18"x3/4"	6.4 lbs.	\$28.05
22G3620TL00	36"x20"x3/4"	6.7 lbs.	\$30.70
22G3624TL00	36"x24"x3/4"	7.9 lbs.	\$35.70
22G3626TL00	36"x26"x3/4"	8.6 lbs.	\$37.00
22G3630TL00	36"x30"x3/4"	9.5 lbs.	\$40.35

* 22G, TOP SHELF, LIBRARY/DOUBLE WALL

ITEM NUMBER	W D H	WT.	PRICE
22G4209TL00	42"x 9"x3/4"	4.8 lbs.	\$21.65
22G4210TL00	42"x10"x3/4"	4.1 lbs.	\$24.15
22G4212TL00	42"x12"x3/4"	5 lbs.	\$26.40
22G4213TL00	42"x13"x3/4"	5.3 lbs.	\$26.40
22G4215TL00	42"x15"x3/4"	6.1 lbs.	\$30.05
22G4216TL00	42"x16"x3/4"	6.4 lbs.	\$30.05
22G4218TL00	42"x18"x3/4"	7.1 lbs.	\$34.00
22G4220TL00	42"x20"x3/4"	7.8 lbs.	\$34.00
22G4224TL00	42"x24"x3/4"	9.7 lbs.	\$44.55
22G4226TL00	42"x26"x3/4"	10 lbs.	\$44.55
22G4230TL00	42"x30"x3/4"	11.5 lbs.	\$47.95
22G4809TL00	48"x 9"x3/4"	4.3 lbs.	\$24.15
22G4810TL00	48"x10"x3/4"	4.8 lbs.	\$25.20
22G4812TL00	48"x12"x3/4"	5.6 lbs.	\$28.05
22G4813TL00	48"x13"x3/4"	6 lbs.	\$28.70
22G4815TL00	48"x15"x3/4"	6.8 lbs.	\$33.60
22G4816TL00	48"x16"x3/4"	7.2 lbs.	\$33.60
22G4818TL00	48"x18"x3/4"	8.1 lbs.	\$38.05
22G4820TL00	48"x20"x3/4"	10.6 lbs.	\$41.95
22G4824TL00	48"x24"x3/4"	10.5 lbs.	\$49.65
22G4826TL00	48"x26"x3/4"	11.4 lbs.	\$53.25
22G4830TL00	48"x30"x3/4"	10.4 lbs.	\$55.20

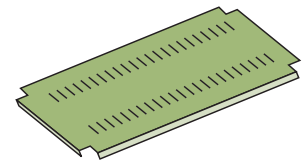
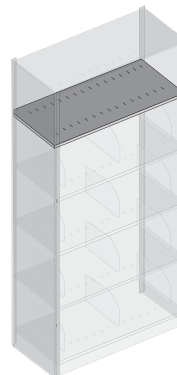
* Recommended to be used with 64 1/4" high unit.
Only works on top because shelf is 1" longer and has no flange.

SHELVING COMPONENTS – X-RAY

18G, DOUBLE SLOTTED, X-RAY SHELF

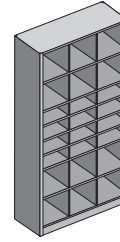
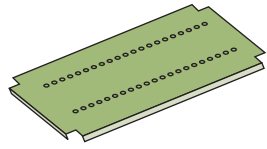

ITEM NUMBER	W D H	WT.	PRICE
•• 3618DS00	36"x18"x3/4"	9.3 lbs.	\$28.85
•• 4218DS00	42"x18"x3/4"	11.3 lbs.	\$34.50
••• 4818DS00	48"x18"x3/4"	12.3 lbs.	\$40.20
••• 3636DS00	36"x36"x3/4"	18.7 lbs.	\$66.30
•••• 4236DS00	42"x36"x3/4"	21.8 lbs.	\$78.40
•••• 4836DS00	48"x36"x3/4"	24.8 lbs.	\$86.35

- 2 reinforcements per shelf required, except top shelf.
 - 3 reinforcements per shelf required, except top shelf.
 - 4 reinforcements per shelf required, except top shelf.
- See page 40 for ordering information.



SHELVING COMPONENTS

Punched Shelf, Bin Dividers, Bin Fronts, Garment Racks



All shelves must be punched.

** 18G, PUNCHED SHELF

Punches are 1½" apart

ITEM NUMBER	W D H	WT.	PRICE
2412TP00	24"x12"x¾"	4.6 lbs.	\$26.35
2413TP00	24"x13"x¾"	4.9 lbs.	\$35.55
2415TP00	24"x15"x¾"	5.6 lbs.	\$27.90
2416TP00	24"x16"x¾"	5.9 lbs.	\$45.20
2418TP00	24"x18"x¾"	6.6 lbs.	\$34.35
2420TP00	24"x20"x¾"	7.3 lbs.	\$60.65
2424TP00	24"x24"x¾"	8.6 lbs.	\$43.15
2426TP00	24"x26"x¾"	9.3 lbs.	\$58.90
2430TP00	24"x30"x¾"	10.7 lbs.	\$80.35
2432TP00	24"x32"x¾"	11.3 lbs.	\$62.10
2436TP00	24"x36"x¾"	12.7 lbs.	\$86.70
3012TP00	30"x12"x¾"	5.7 lbs.	\$28.95
3013TP00	30"x13"x¾"	6.1 lbs.	\$29.85
3015TP00	30"x15"x¾"	6.9 lbs.	\$34.70
3016TP00	30"x16"x¾"	7.3 lbs.	\$37.55
3018TP00	30"x18"x¾"	8.2 lbs.	\$40.50
3020TP00	30"x20"x¾"	9 lbs.	\$44.65
3024TP00	30"x24"x¾"	10.7 lbs.	\$50.90
3026TP00	30"x26"x¾"	11.5 lbs.	\$61.55
3030TP00	30"x30"x¾"	13.2 lbs.	\$70.30
3032TP00	30"x32"x¾"	14.1 lbs.	\$63.50
3036TP00	30"x36"x¾"	15.8 lbs.	\$86.70
3612TP00	36"x12"x¾"	6.8 lbs.	\$26.35
3613TP00	36"x13"x¾"	7.3 lbs.	\$27.90
3615TP00	36"x15"x¾"	8.3 lbs.	\$29.40
3616TP00	36"x16"x¾"	8.8 lbs.	\$35.05
3618TP00	36"x18"x¾"	9.8 lbs.	\$34.05
3620TP00	36"x20"x¾"	10.8 lbs.	\$44.65
3624TP00	36"x24"x¾"	12.8 lbs.	\$43.15
3626TP00	36"x26"x¾"	13.8 lbs.	\$44.35
3630TP00	36"x30"x¾"	15.8 lbs.	\$59.50
3632TP00	36"x32"x¾"	16.8 lbs.	\$61.95
3636TP00	36"x36"x¾"	18.8 lbs.	\$86.70
4212TP00	42"x12"x¾"	7.8 lbs.	\$31.80
4213TP00	42"x13"x¾"	8.4 lbs.	\$34.90
4215TP00	42"x15"x¾"	9.6 lbs.	\$37.30
4216TP00	42"x16"x¾"	10.2 lbs.	\$44.45
4218TP00	42"x18"x¾"	11.4 lbs.	\$44.45
4220TP00	42"x20"x¾"	12.5 lbs.	\$54.60
4224TP00	42"x24"x¾"	14.9 lbs.	\$53.35
4226TP00	42"x26"x¾"	16 lbs.	\$53.75
4230TP00	42"x30"x¾"	18.4 lbs.	\$57.70
4232TP00	42"x32"x¾"	19.5 lbs.	\$86.70
4236TP00	42"x36"x¾"	21.9 lbs.	\$86.70
4812TP00	48"x12"x¾"	8.9 lbs.	\$36.30
4813TP00	48"x13"x¾"	9.6 lbs.	\$46.10
4815TP00	48"x15"x¾"	10.9 lbs.	\$43.65
4816TP00	48"x16"x¾"	11.6 lbs.	\$49.50
4818TP00	48"x18"x¾"	12.9 lbs.	\$46.50
4820TP00	48"x20"x¾"	14.3 lbs.	\$81.10
4824TP00	48"x24"x¾"	16.9 lbs.	\$60.65
4826TP00	48"x26"x¾"	18.3 lbs.	\$84.25
4830TP00	48"x30"x¾"	20.9 lbs.	\$72.10
4832TP00	48"x32"x¾"	22.2 lbs.	\$150.60
4836TP00	48"x36"x¾"	24.9 lbs.	\$111.25

BIN DIVIDERS

ITEM NUMBER	W H	WT.	PRICE
1206BD00	12"x6"	0.6 lbs.	\$15.75
1209BD00	12"x9"	0.9 lbs.	\$17.30
1212BD00	12"x12"	1.1 lbs.	\$19.25
1216BD00	12"x16½"	1.5 lbs.	\$24.80
1218BD00	12"x18"	1.7 lbs.	\$22.60
1806BD00	18"x6"	0.9 lbs.	\$18.40
1809BD00	18"x9"	1.3 lbs.	\$20.30
1812BD00	18"x12"	1.7 lbs.	\$22.20
1816BD00	18"x16½"	2.2 lbs.	\$24.80

Additional sizes available, consult customer service.
NOTE: Must use S Supports and TP punched shelves.

BIN FRONTS

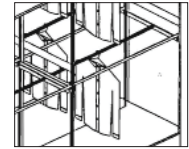
ITEM NUMBER	W D	WT.	PRICE
24BF00	24"x3"	2.2 lbs.	\$16.30
30BF00 ☺	30"x3"	2.5 lbs.	\$16.60
36BF00 ☺	36"x3"	2.5 lbs.	\$16.60
42BF00 ☺	42"x3"	3 lbs.	\$18.15
48BF00 ☺	48"x3"	3.5 lbs.	\$20.05

Bin fronts rest on shelves.

GARMENT RACKS

Includes:

- 2 special shelf supports
- 2 front to back brackets
- 1 pole



ITEM NUMBER	W D	WT.	PRICE
3750.00028.12	24"x12"	4.9 lbs.	\$171.00
3750.00028.15	24"x15"	5.2 lbs.	\$173.80
3750.00028.18	24"x18"	5.4 lbs.	\$182.80
3750.00028.24	24"x24"	6.1 lbs.	\$185.05
3750.00028.30	24"x30"	6.6 lbs.	\$186.45
3750.00028.32	24"x32"	6.8 lbs.	\$189.80
3750.00028.36	24"x36"	7.2 lbs.	\$193.25
3750.00034.12	30"x12"	7 lbs.	\$160.60
3750.00034.15	30"x15"	7.2 lbs.	\$176.90
3750.00034.18	30"x18"	7.5 lbs.	\$180.60
3750.00034.24	30"x24"	8 lbs.	\$182.85
3750.00034.30	30"x30"	8.6 lbs.	\$184.25
3750.00034.32	30"x32"	8.6 lbs.	\$191.50
3750.00034.36	30"x36"	9.9 lbs.	\$193.25
3750.00040.12	36"x12"	8.1 lbs.	\$187.95
3750.00040.15	36"x15"	8.4 lbs.	\$190.20
3750.00040.18	36"x18"	8.6 lbs.	\$192.60
3750.00040.24	36"x24"	9.2 lbs.	\$194.85
3750.00040.30	36"x30"	9.7 lbs.	\$196.25
3750.00040.32	36"x32"	9.9 lbs.	\$197.60
3750.00040.36	36"x36"	10.2 lbs.	\$198.10
3750.00056.12	42"x12"	9.3 lbs.	\$188.30
3750.00056.15	42"x15"	9.5 lbs.	\$192.50
3750.00056.18	42"x18"	9.8 lbs.	\$192.95
3750.00056.24	42"x24"	10.3 lbs.	\$195.15
3750.00056.30	42"x30"	10.9 lbs.	\$196.55
3750.00056.32	42"x32"	10.9 lbs.	\$197.40
3750.00056.36	42"x36"	11.4 lbs.	\$198.45
3750.00052.12	48"x12"	10.4 lbs.	\$196.60
3750.00052.15	48"x15"	10.7 lbs.	\$197.40
3750.00052.18	48"x18"	10.9 lbs.	\$197.80
3750.00052.24	48"x24"	11.5 lbs.	\$200.10
3750.00052.30	48"x30"	12 lbs.	\$201.50
3750.00052.32	48"x32"	12.2 lbs.	\$201.85
3750.00052.36	48"x36"	12.5 lbs.	\$203.35

** NOTE: Must use "S" or "SC" Supports.

SHELVING COMPONENTS

Supports, Reinforcements, Back Stops, Center Stops, Dividers

SHELF SUPPORTS

Open Shelf Filing, Library & Double Wall

ITEM NUMBER	W H	WT.	PRICE
2414TS00	24"x3/4"	0.7 lbs.	\$5.00
3014TS00 Ⓢ	30"x3/4"	1.3 lbs.	\$5.45
3614TS00 Ⓢ	36"x3/4"	1.5 lbs.	\$5.45
4211TS00 Ⓢ	42"x3/4"	2.9 lbs.	\$8.45
4811TS00 Ⓢ	48"x3/4"	3.2 lbs.	\$9.45

Single Rivet

ITEM NUMBER	W H	WT.	PRICE
2414TSC00	24"x3/4"	1 lbs.	\$9.15
3014TSC00 Ⓢ	30"x3/4"	1.4 lbs.	\$8.25
3614TSC00 Ⓢ	36"x3/4"	1.5 lbs.	\$9.15
4211TSC00 Ⓢ	42"x3/4"	2.8 lbs.	\$12.90
4811TSC00 Ⓢ	48"x3/4"	3.1 lbs.	\$14.90

Intermediate

ITEM NUMBER	W H	WT.	PRICE
* 2414TS100	24"x3/4"	1 lbs.	\$11.70
* 3014TS100	30"x3/4"	1.3 lbs.	\$10.40
* 3614TS100	36"x3/4"	1.5 lbs.	\$13.95
* 4211TS100	42"x3/4"	2.9 lbs.	\$16.85
* 4811TS100	48"x3/4"	3.3 lbs.	\$18.60

* NOTE: Can not be used with back stops or dividers

REINFORCEMENTS

Open Shelf Filing, Library & Double Wall

ITEM NUMBER	D H	WT.	PRICE
18RT00 Ⓢ	18"x3/4"	0.8 lbs.	\$3.15
20RT00	20"x3/4"	0.9 lbs.	\$3.25
24RT00 Ⓢ	24"x3/4"	1.1 lbs.	\$3.45
26RT00	26"x3/4"	1.1 lbs.	\$3.85
30RT00 Ⓢ	30"x3/4"	1.3 lbs.	\$4.15
32RT00	32"x3/4"	1.4 lbs.	\$4.40

NOTE: To be used with TS Supports

SHELF SUPPORTS

X-Ray and Standard Quik-Lok

ITEM NUMBER	W H	WT.	PRICE
2414S00	24"x1 1/4"	1.2 lbs.	\$3.40
2411S00	24"x1 1/4"	2.7 lbs.	\$7.10
3014S00 Ⓢ	30"x1 1/4"	1.5 lbs.	\$4.15
3011S00 Ⓢ	30"x1 1/4"	2.3 lbs.	\$7.70
3614S00 Ⓢ	36"x1 1/4"	1.7 lbs.	\$5.85
3611S00 Ⓢ	36"x1 1/4"	2.7 lbs.	\$7.90
4214S00 Ⓢ	42"x1 1/4"	2.0 lbs.	\$6.60
4211S00 Ⓢ	42"x1 1/4"	3.2 lbs.	\$8.80
4814S00 Ⓢ	48"x1 1/4"	2.3 lbs.	\$7.40
4811S00 Ⓢ	48"x1 1/4"	3.6 lbs.	\$10.00
4811HS00	48"x1 3/4"	4.4 lbs.	\$13.20

○ Use with RH Reinforcements

Single Rivet

ITEM NUMBER	W H	WT.	PRICE
2414SC00	24"x1 1/4"	1.1 lbs.	\$6.90
2411SC00	24"x1 1/4"	2.1 lbs.	\$12.95
3014SC00 Ⓢ	30"x1 1/4"	1.4 lbs.	\$7.45
3011SC00 Ⓢ	30"x1 1/4"	2.6 lbs.	\$10.35
3614SC00 Ⓢ	36"x1 1/4"	1.6 lbs.	\$7.80
3611SC00	36"x1 1/4"	2.6 lbs.	\$9.80
4214SC00	42"x1 1/4"	1.9 lbs.	\$9.50
4211SC00	42"x1 1/4"	3.1 lbs.	\$11.95
4814SC00	48"x1 1/4"	2.3 lbs.	\$10.40
4811SC00	48"x1 1/4"	3.6 lbs.	\$13.55

NOTE: "SC" shelf supports are recommended for the bottom shelf level when Aurora Shelving is being used with Mobile Shelving applications, or reference shelves are being used on 7 1/4" or 9 1/4" high units.

REINFORCEMENTS

ITEM NUMBER	D H	WT.	PRICE
○ 15RH00	15"x1"	1.1 lbs.	\$6.40
○ 18RH00	18"x1"	1.3 lbs.	\$6.85
○ 24RH00	24"x1"	1.7 lbs.	\$8.25

○ Use with HS Supports

Ⓢ = **X-P-R-E-S-S** Items in bold print are also available on the Shelving XPRESS Program.

REINFORCEMENTS

ITEM NUMBER	D H	WT.	PRICE
12R00	12"x1"	0.6 lbs.	\$3.95
15R00	15"x1"	0.8 lbs.	\$4.40
16R00	16"x1"	0.8 lbs.	\$4.65
18R00 Ⓢ	18"x1"	0.9 lbs.	\$4.40
20R00	20"x1"	1 lbs.	\$4.85
24R00 Ⓢ	24"x1"	1.2 lbs.	\$5.20
26R00	26"x1"	1.3 lbs.	\$6.00
30R00 Ⓢ	30"x1"	1.5 lbs.	\$6.00
32R00	32"x1"	1.7 lbs.	\$6.05
36R00 Ⓢ	36"x1"	1.9 lbs.	\$6.60

NOTE: To be used with S and SC Supports

CENTER STOPS

Open Shelf Filing (Slotted)

ITEM NUMBER	W H	WT.	PRICE
24CF00	24"x2 1/2"	0.6 lbs.	\$7.15
30CF00 Ⓢ	30"x2 1/2"	0.8 lbs.	\$7.70
36CF00 Ⓢ	36"x2 1/2"	0.9 lbs.	\$8.45
42CF00 Ⓢ	42"x2 1/2"	1.1 lbs.	\$9.00
48CF00 Ⓢ	48"x2 1/2"	1.2 lbs.	\$10.20

X-Ray (Slotted)

ITEM NUMBER	W H	WT.	PRICE
24CX00	24"x7"	1.4 lbs.	\$14.10
30CX00	30"x7"	1.8 lbs.	\$14.70
36CX00 Ⓢ	36"x7"	2.1 lbs.	\$14.70
42CX00 Ⓢ	42"x7"	2.6 lbs.	\$15.20
48CX00 Ⓢ	48"x7"	2.9 lbs.	\$16.85

Library-Double Wall (Slotted)

ITEM NUMBER	W H	WT.	PRICE
24CLS00	22"x2 1/2"	1.5 lbs.	\$10.15
30CLS00	28"x2 1/2"	0.7 lbs.	\$10.45
36CLS00	34"x2 1/2"	0.8 lbs.	\$11.10
42CLS00	40"x2 1/2"	1.1 lbs.	\$12.65
48CLS00	46"x2 1/2"	1.2 lbs.	\$13.75

Library-Double Wall (Non-Slotted)

ITEM NUMBER	W H	WT.	PRICE
24CLO0	22"x2 1/2"	0.6 lbs.	\$10.45
30CLO0	28"x2 1/2"	0.8 lbs.	\$9.85
36CLO0	34"x2 1/2"	0.9 lbs.	\$10.45
42CLO0	40"x2 1/2"	1 lbs.	\$11.25
48CLO0	46"x2 1/2"	1.2 lbs.	\$13.15

Standard Quik-Lok (Non-Slotted)

ITEM NUMBER	W H	WT.	PRICE
24CQ00	24"x2 1/2"	0.5 lbs.	\$9.55
30CQ00	30"x2 1/2"	0.8 lbs.	\$9.45
36CQ00 Ⓢ	36"x2 1/2"	0.9 lbs.	\$9.90
42CQ00 Ⓢ	42"x2 1/2"	1.1 lbs.	\$11.20
48CQ00 Ⓢ	48"x2 1/2"	1.3 lbs.	\$12.65

DIVIDERS

Divider Selection Chart

Shelves (Depth)	Divider	Shelves (Depth)	Divider
12", 13", 24", 26" Slotted	1006FD00	15" Slotted X-Ray	1310FD00
10", 20" Slotted	0806FD00	18" Slotted X-Ray	1610FD00
12", 13", 24", 26" Slotted	1010FD00	DS Double Slotted	1616FHDD00/FHDD00 (X-Ray)
15", 16", 30", 32" Slotted	1306FD00	18" Slotted	1606FD00
24" Slotted	2412FD00	24" Slotted	2418FD00

Open Shelf Filing

ITEM NUMBER	W H	WT.	PRICE
1006FD00 Ⓢ	10"x6"	0.8 lbs.	\$3.45
1306FD00 Ⓢ	13"x6"	1 lbs.	\$3.95
1606FD00	16"x6"	1.3 lbs.	\$13.05
1010FD00	10"x10"	1.4 lbs.	\$13.15
1310FD00 Ⓢ	13"x10"	1.5 lbs.	\$6.40
1610FD00 Ⓢ	16"x10"	1.9 lbs.	\$6.70
* 2412FD00	24"x12"	3.7 lbs.	\$19.45
* 2418FD00	24"x18"	5.5 lbs.	\$23.95

* Used with 24" deep single entry with 12" or 18" openings clear.

Pre-packaged Dividers

ITEM NUMBER	W H	WT.	PRICE
1006FD-PK00	10"x6"	39.2 lbs.	\$168.95
1306FD-PK00	13"x6"	51.4 lbs.	\$195.30

MISCELLANEOUS SHELVING COMPONENTS

Prepacked in 50.

X-RAY DIVIDERS

ITEM NUMBER	W H	WT.	PRICE
1310FD00	13"x10"	1.5 lbs.	\$6.40
1610FD00	16"x10"	1.9 lbs.	\$6.70
* 1616FHD00	16"x16½"	3.2 lbs.	\$12.50
** 1616FHDD00	16"x16½"	3.2 lbs.	\$12.50

* Single entry
** Double entry

BACK PANELS

ITEM NUMBER	W H	WT.	PRICE
2440B00	24"x40¼"	6.4 lbs.	\$58.55
2464B00	24"x64¼"	12.3 lbs.	\$73.85
2476B00	24"x76¼"	12.3 lbs.	\$83.90
2485B00	24"x85¼"	21 lbs.	\$81.45
2488B00	24"x88¼"	22.6 lbs.	\$89.30
2497B00	24"x97¼"	17.2 lbs.	\$96.45
24100B00	24"x100¼"	19.5 lbs.	\$105.45
24121B00	24"x121¼"	23.6 lbs.	\$150.95
3040B00	30"x40¼"	12.5 lbs.	\$63.80
3064B00	30"x64¼"	19.8 lbs.	\$75.75
3076B00 ⊕	30"x76¼"	22.6 lbs.	\$86.30
3085B00 ⊕	30"x85¼"	25.6 lbs.	\$87.60
3088B00 ⊕	30"x88¼"	26.3 lbs.	\$90.90
3097B00	30"x97¼"	29.2 lbs.	\$96.45
30100B00	30"x100¼"	25.1 lbs.	\$102.35
30121B00	30"x121¼"	30.3 lbs.	\$152.90
3640B00	36"x40¼"	14.5 lbs.	\$65.45
3664B00	36"x64¼"	22.7 lbs.	\$79.40
3676B00 ⊕	36"x76¼"	27 lbs.	\$83.90
3685B00 ⊕	36"x85¼"	28.4 lbs.	\$85.35
3688B00 ⊕	36"x88¼"	31.6 lbs.	\$95.10
3697B00	36"x97¼"	35.8 lbs.	\$96.20
36100B00	36"x100¼"	30.3 lbs.	\$105.45
36121B00	36"x121¼"	36.6 lbs.	\$156.60
4240B00	42"x40¼"	17 lbs.	\$85.25
4264B00	42"x64¼"	24.4 lbs.	\$95.55
4276B00 ⊕	42"x76¼"	31.8 lbs.	\$109.70
4285B00 ⊕	42"x85¼"	36 lbs.	\$113.35
4288B00 ⊕	42"x88¼"	37.8 lbs.	\$113.35
4297B00	42"x97¼"	40.8 lbs.	\$124.20
42100B00	42"x100¼"	35.5 lbs.	\$125.45
42121B00	42"x121¼"	42.8 lbs.	\$183.70
4840B00	48"x40¼"	20 lbs.	\$98.80
4864B00	48"x64¼"	34.5 lbs.	\$111.30
4876B00 ⊕	48"x76¼"	36 lbs.	\$122.80
4885B00 ⊕	48"x85¼"	40.6 lbs.	\$121.10
4888B00 ⊕	48"x88¼"	41.6 lbs.	\$127.65
4897B00	48"x97¼"	46.5 lbs.	\$142.70
* 48100B00	48"x100¼"	40.7 lbs.	\$159.65
* 48121B00	48"x121¼"	49.1 lbs.	\$210.15

* Shipped in 2 pieces.

LIBRARY SHELVING DEMO KIT

ITEM NUMBER	WT.	PRICE
150816LC00A	25.1 lbs.	\$292.50

- 6 Plastic Feet
- 1 Wire Book Support
- 1 Upright, Library L, 8"x16"
- 1 Upright, Library T, 8"x16"
- 1 Quik-Base, Tall, 15"
- 3 Shelf, 20GA, Library, Thin
- 7 Thin Shelf Support, 15"x3"
- 1 Shelf, Library Top 22GA,

4-POST QUIK-LOK SHELVING DEMO KIT

ITEM NUMBER	WT.	PRICE
150816QC00A	19.10 lbs.	\$184.45

- 6 Plastic Feet
- 1 Reinforcement, Quik-Lok Shelf
- 1 File Divider, 8"x6"
- 1 Upright, Closed L, 8"x16"
- 1 Upright, Open T, 8"x16"
- 1 Slotted Back Stop 15"
- 1 Shelf, 20 GA, Slotted Thin
- 1 Shelf, Thin, 15"x8"
- 2 Shelf Support, Quik-Lok 15"
- 2 Thin Shelf Support, 15"x3"

BACK STOPS

Open Shelf Filing, X-Ray, Double Wall

ITEM NUMBER	W H	WT.	PRICE
24SB00	24"x2½"	1.1 lbs.	\$6.90
30SB00 ⊕	30"x2½"	1.4 lbs.	\$7.40
36SB00 ⊕	36"x2½"	1.6 lbs.	\$7.40
42SB00 ⊕	42"x2½"	1.9 lbs.	\$8.55
48SB00 ⊕	48"x2½"	2.2 lbs.	\$9.25

Library-Double Wall

ITEM NUMBER	W H	WT.	PRICE
24BL00	24"x2¾"	1.4 lbs.	\$10.35
30BL00	30"x2¾"	1.5 lbs.	\$10.35
36BL00	36"x2¾"	1.6 lbs.	\$10.65
42BL00	42"x2¾"	1.9 lbs.	\$11.10
48BL00	48"x2¾"	2.2 lbs.	\$11.45

QUIK-BASE™ – ALL SHELVING TYPES

ITEM NUMBER	W H	WT.	PRICE
2402QB00	24"x2¾"	2.5 lbs.	\$9.90
2404QB00	24"x4¼"	3.7 lbs.	\$11.35
3002QB00 ⊕	30"x2¾"	3.1 lbs.	\$10.25
3004QB00 ⊕	30"x4¼"	4.5 lbs.	\$12.35
3602QB00 ⊕	36"x2¾"	3.9 lbs.	\$10.75
3604QB00 ⊕	36"x4¼"	5.5 lbs.	\$12.65
4202QB00 ⊕	42"x2¾"	4.6 lbs.	\$14.15
4204QB00 ⊕	42"x4¼"	6.3 lbs.	\$16.25
4802QB00 ⊕	48"x2¾"	5.4 lbs.	\$15.95
4804QB00 ⊕	48"x4¼"	7.6 lbs.	\$18.25

REFERENCE SHELF KITS

ITEM NUMBER	W D	WT.	PRICE
* 2412RS-XX00	24"x11½"	8.9 lbs.	\$73.20
** 3010RS-XX00	30"x9¾"	6.9 lbs.	\$79.05
3012RS-XX00 ⊕	30"x11½"	11.1 lbs.	\$79.05
3012RS-1500	30"x11½"	8.3 lbs.	\$79.05
3012RS-2400	24"x11½"	9.5 lbs.	\$79.05
3012RS-3000	30"x11½"	10.2 lbs.	\$79.05

XX= Must specify depth. All standard depths available.

* To be used on 30" wide only.

** To be used on 9" or 10" deep shelving.

REFERENCE SHELF

ITEM NUMBER	W D	WT.	PRICE
3012RS00 ⊕	30"x11½"	6.9 lbs.	\$79.05

NOTE: Depth dimensions for Reference Shelf Kit indicates bracket size and depth of shelving unit. For double access on 24" & 30" deep units you must order one Reference Shelf Kit and an additional Reference Shelf. Static weight capacity is 50 lbs.

aisle TIES

ITEM NUMBER	W D	WT.	PRICE
36AT00	36"x3"	6.1 lbs.	\$33.95
42AT00	42"x3"	7.2 lbs.	\$37.90
48AT00	48"x3"	8.4 lbs.	\$40.45
* 3660AT00	36"-60"x3"	12.4 lbs.	\$85.40

* Adjustable Aisle Tie from 36-60". Suggested for use with 88"H or higher shelving.

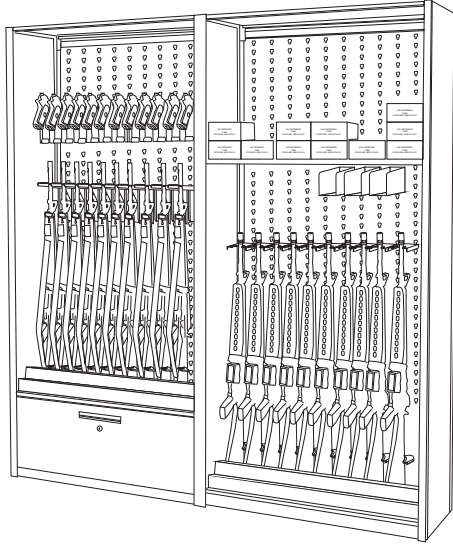
SMALL PARTS

ITEM NUMBER	DESCRIPTION	WT.	PRICE
(A) PF00 ⊕	PLASTIC FEET	0.2 lbs.	\$1.20
(B) UC00 ⊕	U-CLIP	0.2 lbs.	\$1.55
(C) CP00 ⊕	CLOTHESPIN	0.1 lbs.	\$1.35
(D) WT00 ⊕	WALL TIE	0.3 lbs.	\$8.55
(E) PS00 ⊕	POST SHIM	0.1 lbs.	\$3.20
TUP.XX ⊕	TOUCH-UP PAINT	0.7 lbs.	\$11.45
(F) LF00 ⊕	Leveler Foot	0.4 lbs.	\$13.95
(G) 0205TS00 ⊕	T-Splice	0.3 lbs.	\$3.00

Suggested Uses:

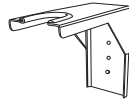
- (A) Protects floor.
- (B) Back-to-Back units and bottom under QB.
- (C) Back-to-Back units and top.
- (D) When more than 1 roll out drawer; on each "T" upright only.
- (E) Metal shim to level unit.
- (F) To level unit; 2 on each "L" and 4 on each "T".
- (G) To be used only on "T" uprights.

⊕ = X-P-R-E-S-S Items in bold print are also available on the Shelving XPRESS Program.



Aurora Weapons Storage Components are designed to mount to standard 15" deep Aurora 4-Post Shelving uprights to create flexible, space-efficient weapons storage for any rifle, shotgun, machine gun, or handgun and can also be mounted on mobile carriages for high-density systems.

Weapons Storage Components are interchangeable and feature separate stock and barrel holders, sloped stock shelves, hand-gun brackets with and without clip compartments, brackets for mounting rifles and swat weapons horizontally, steel storage boxes, and plastic totes for general storage.



5 1/2" BARREL SADDLE

- Holds top of Rifle
- Used with Stock Saddles
- 16 gauge steel with black rubber edging

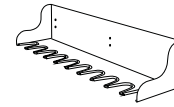
ITEM NUMBER	D x H x L	CAPACITY	WT.	PRICE
WR1RBS500	5 1/2" x 6" x 3"	1	1.0 lbs.	\$24.55
WR4RBS500	5 1/2" x 6" x 12"	4	2.8 lbs.	\$91.00
WR5RBS500	5 1/2" x 6" x 15"	5	3.3 lbs.	\$113.65
WR6RBS500	5 1/2" x 6" x 18"	6	3.8 lbs.	\$125.05
WR7RBS500	5 1/2" x 6" x 21"	7	4.3 lbs.	\$136.45
WR8RBS500	5 1/2" x 6" x 24"	8	4.8 lbs.	\$147.75
WR11RBS500	5 1/2" x 6" x 33"	11	6.5 lbs.	\$181.85



7" BARREL SADDLE

- Holds top of Rifle
- Used with Stock Saddles
- 16 gauge steel with black rubber edging

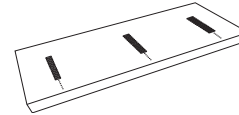
ITEM NUMBER	D x H x L	CAPACITY	WT.	PRICE
WR1RBS700	7" x 6" x 3"	1	1.5 lbs.	\$24.55
WR4RBS700	7" x 6" x 12"	4	3.5 lbs.	\$91.00
WR5RBS700	7" x 6" x 15"	5	4.3 lbs.	\$113.65
WR6RBS700	7" x 6" x 18"	6	5.0 lbs.	\$125.05
WR7RBS700	7" x 6" x 21"	7	5.8 lbs.	\$136.45
WR8RBS700	7" x 6" x 24"	8	6.5 lbs.	\$147.75
WR11RBS700	7" x 6" x 33"	11	8.0 lbs.	\$181.85



STOCK SADDLE

- Holds bottom of Rifle
- Used with Barrel Saddles
- 16 gauge steel with black rubber edging

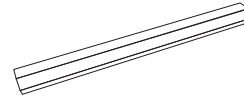
ITEM NUMBER	D x H x L	CAPACITY	WT.	PRICE
WR1RSS00	7" x 6" x 3"	1	2.3 lbs.	\$31.30
WR4RSS00	7" x 6" x 12"	4	4.0 lbs.	\$113.65
WR5RSS00	7" x 6" x 15"	5	4.5 lbs.	\$133.05
WR6RSS00	7" x 6" x 18"	6	5.0 lbs.	\$144.90
WR7RSS00	7" x 6" x 21"	7	5.6 lbs.	\$164.85
WR8RSS00	7" x 6" x 24"	8	6.0 lbs.	\$181.85
WR11RSS00	7" x 6" x 33"	11	7.8 lbs.	\$210.30



SLOPED BOTTOM SHELF

- Used to hold Rifle Stocks


ITEM NUMBER	W x H x D	WT.	PRICE
WR2415BS00	24" x 2" x 14"	5.8 lbs.	\$39.80
WR3015BS00	30" x 2" x 14"	7.3 lbs.	\$43.30
WR3615BS00	36" x 2" x 14"	8.8 lbs.	\$51.20
WR4215BS00	42" x 2" x 14"	10.3 lbs.	\$52.35
WR4815BS00	48" x 2" x 14"	11.8 lbs.	\$79.60



SLOPED BOTTOM SHELF STOP

- Stop for front of Sloped Bottom Shelf
- 18 gauge steel

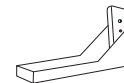
ITEM NUMBER	W x H x D	WT.	PRICE
WR24BSS00	24" x 2" x 2"	2.0 lbs.	\$22.80
WR30BSS00	30" x 2" x 2"	2.5 lbs.	\$26.20
WR36BSS00	36" x 2" x 2"	3.0 lbs.	\$34.10
WR42BSS00	42" x 2" x 2"	3.8 lbs.	\$36.45
WR48BSS00	48" x 2" x 2"	4.3 lbs.	\$38.75



RUBBER MAT FOR SLOPED BOTTOM SHELF

- Black mat for lining sloped bottom shelf
- Protects weapon stocks
- Trim to size with scissors

ITEM NUMBER	W x H x L	WT.	PRICE
WRMAT	24" x 1/8" x 48"	.5 lbs.	\$43.75



STOCK SLOPED SHELF

- Holds bottom of all types of large weapon
- 16 gauge steel

ITEM NUMBER	D x H x L	CAPACITY	WT.	PRICE
WR1RSSHF00	11" x 6" x 3"	1	1.8 lbs.	\$23.35
WR4RSSHF00	11" x 6" x 12"	4	4.5 lbs.	\$39.80
WR5RSSHF00	11" x 6" x 15"	5	5.5 lbs.	\$49.50
WR6RSSHF00	11" x 6" x 18"	6	6.5 lbs.	\$54.60
WR7RSSHF00	11" x 6" x 21"	7	7.5 lbs.	\$62.55
WR8RSSHF00	11" x 6" x 24"	8	8.5 lbs.	\$68.25
WR11RSSHF00	11" x 6" x 33"	11	10.8 lbs.	\$88.70

*Patent Pending

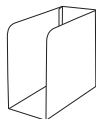
WEAPONS STORAGE*



HORIZONTAL BRACKET

- Holds weapon horizontally
- Two brackets per set
- 16 gauge steel, with black rubber edging
- Two (2) or three (3) weapon capacities


ITEM NUMBER	D	CAPACITY	WT.	PRICE
WR2RHB00	9½"	2	2.3 lbs.	\$113.65
WR3RHB00	13½"	3	3.3 lbs.	\$113.65



STEEL STORAGE BOX

- 16 gauge steel
- Ammunition and general storage

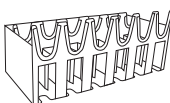
ITEM NUMBER	W x H x D	WT.	PRICE
WR3B300	3" x 7.5" x 6"	2.3 lbs.	\$41.60
WR3B600	6" x 7.5" x 6"	3.0 lbs.	\$50.05



PLASTIC TOTE ACCESSORY

- Brackets and Clips, 16 gauge steel
- Formed to accept plastic totes (from others)
- Totes mounted on brackets with integrated clips (1" x 1")
- Clip secures tote to unit

ITEM NUMBER	DESCRIPTION	WT.	PRICE
WRTB00	Tote Bracket	.5 lbs.	\$16.00
WRTC00	Tote Clip	.3 lbs.	\$8.05



HAND GUN BRACKET WITH CLIP COMPARTMENT

- Bracket back, 11 gauge steel
- Gun saddle, 16 gauge steel, black rubber edging

ITEM NUMBER	D x H x L	CAPACITY	WT.	PRICE
WR1PWC00	7¼" x 6¾" x 3"	1	3.5 lbs.	\$73.90
WR5PWC00	7¼" x 6¾" x 12"	5	7.8 lbs.	\$187.55
WR6PWC00	7¼" x 6¾" x 15"	6	8.8 lbs.	\$210.30
WR7PWC00	7¼" x 6¾" x 17½"	7	10.0 lbs.	\$234.15
WR8PWC00	7¼" x 6¾" x 20"	8	11.3 lbs.	\$254.05
WR9PWC00	7¼" x 6¾" x 22½"	9	12.3 lbs.	\$278.50

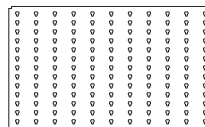


HAND GUN BRACKET WITHOUT CLIP COMPARTMENT

- Bracket back, 11 gauge steel
- Gun saddle, 16 gauge steel, black rubber edging

ITEM NUMBER	D x H x L	CAPACITY	WT.	PRICE
WR1P00	7¼" x 4¼" x 3"	1	2.3 lbs.	\$68.25
WR5P00	7¼" x 4¼" x 12"	5	4.5 lbs.	\$170.55
WR6P00	7¼" x 4¼" x 15"	6	5.3 lbs.	\$193.25
WR7P00	7¼" x 4¼" x 17½"	7	5.8 lbs.	\$211.45
WR8P00	7¼" x 4¼" x 20"	8	6.5 lbs.	\$227.35
WR9P00	7¼" x 4¼" x 22½"	9	7.3 lbs.	\$244.40

*Patent Pending



WEAPON UNIT BACK PANEL

- Four (4) heights and widths
- 16 gauge steel
- Keyhole slots accept brackets and accessories
- Rivets engage into uprights

ITEM NUMBER	W x H	WT.	PRICE
WR24BP13.4700	24" x 13½"	6.7 lbs.	\$54.60
WR24BP19.4700	24" x 19½"	9.4 lbs.	\$68.25
WR24BP20.9700	24" x 21"	10.0 lbs.	\$73.90
WR24BP22.4700	24" x 22½"	10.7 lbs.	\$77.40
WR30BP13.4700	30" x 13½"	7.8 lbs.	\$56.90
WR30BP19.4700	30" x 19½"	10.8 lbs.	\$73.90
WR30BP20.9700	30" x 21"	11.3 lbs.	\$76.20
WR30BP22.4700	30" x 22½"	12.5 lbs.	\$79.60
WR36BP13.4700	36" x 13½"	9.0 lbs.	\$66.00
WR36BP19.4700	36" x 19½"	13.0 lbs.	\$85.30
WR36BP20.9700	36" x 21"	13.5 lbs.	\$88.70
WR36BP22.4700	36" x 22½"	14.8 lbs.	\$92.10
WR42BP13.4700	42" x 13½"	10.5 lbs.	\$68.25
WR42BP19.4700	42" x 19½"	15.0 lbs.	\$85.30
WR42BP20.9700	42" x 21"	15.8 lbs.	\$88.70
WR42BP22.4700	42" x 22½"	16.5 lbs.	\$93.25
WR48BP13.4700	48" x 13½"	12.3 lbs.	\$164.85
WR48BP19.4700	48" x 19½"	17.3 lbs.	\$198.95
WR48BP20.9700	48" x 21"	18.0 lbs.	\$202.35
WR48BP22.4700	48" x 22½"	19.5 lbs.	\$208.05

SPECIAL THIN SHELF

- Reduced depth shelf for weapons units
- 18 gauge steel
- WR Shelf Support used in back
- Standard Shelf Support used in front

ITEM NUMBER	W x D	WT.	PRICE
WR2414T00	24" x 14"	5.2 lbs.	\$34.10
WR3014T00	30" x 14"	6.5 lbs.	\$38.15
WR3614T00	36" x 14"	7.8 lbs.	\$43.30
WR4214T00	42" x 14"	9.0 lbs.	\$45.55
WR4814T00	48" x 14"	10.3 lbs.	\$49.00

WEAPONS TS SHELF SUPPORT

Used in back of Shelf ONLY

- 14 or 11 gauge steel, powder coat finish
- Used for Special Thin Shelf in back

ITEM NUMBER	W	WT.	PRICE
WR2214TS00	24"	0.8 lbs.	\$9.75
WR2814TS00	30"	1.5 lbs.	\$10.00
WR3414TS00	36"	1.8 lbs.	\$10.60
WR4011TS00	42"	2.5 lbs.	\$12.30
WR4611TS00	48"	3.0 lbs.	\$13.75

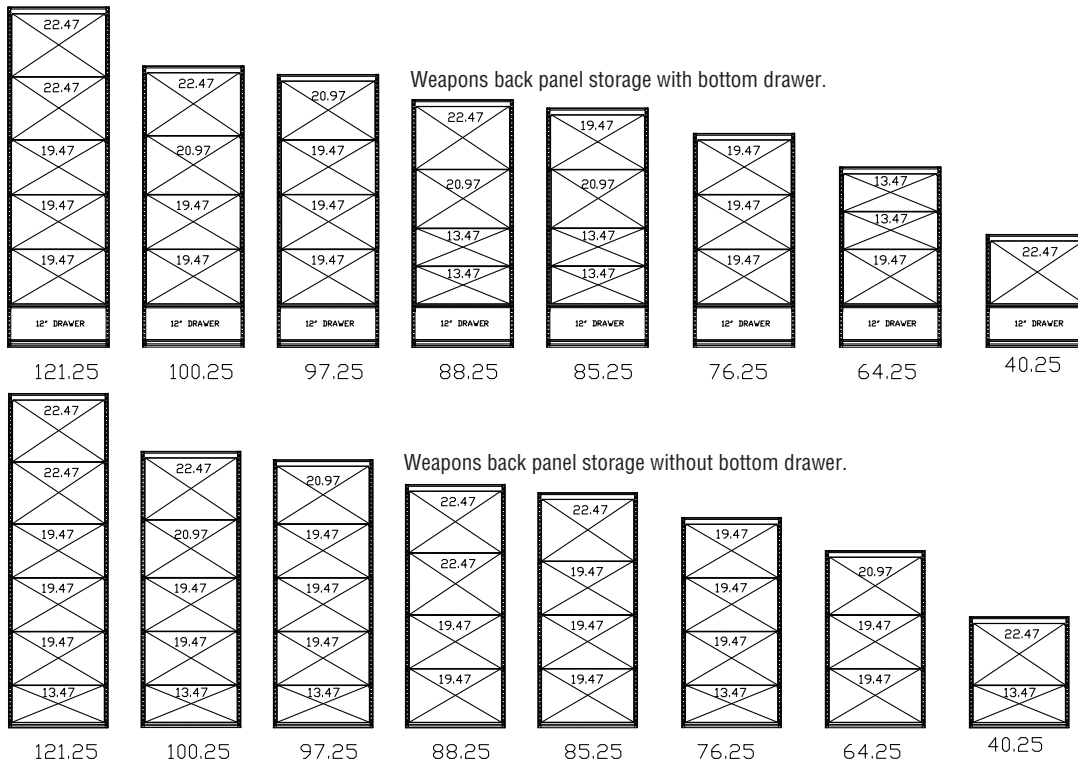
SINGLE RIVET TSC SHELF SUPPORT

Used in back of Shelf ONLY

- Used at unit bottom for Sloped Shelf or Special Thin Shelf
- 14 gauge steel

ITEM NUMBER	W	WT.	PRICE
WR2214TSC00	24"	1.0 lbs.	\$9.90
WR2814TSC00	30"	1.3 lbs.	\$10.00
WR3414TSC00	36"	1.5 lbs.	\$10.90
WR4011TSC00	42"	1.9 lbs.	\$13.15
WR4611TSC00	48"	2.0 lbs.	\$14.30

WEAPONS STORAGE BACK PANEL LAYOUT



VERTICAL CLEARANCE REQUIREMENTS:

Accessory	Height	Vertical Keyholes Used
Barrel Holder Bracket	6"	5
Sloped Shelf	2"	3
Optional Shelf Stop	2"	3
Handgun Bracket	4" **	5
Handgun Bracket with Clip Compartment	6" **	6

** It is recommended that 2" of clearance be allowed at the top of the handgun bracket for adequate room to store and remove weapons.

HORIZONTAL RIFLE CAPACITY

	Back Panel Number of Keyhole Columns	Rifle Capacity	Barrel Holders* Required	Stock Saddles* Required	Capacity of Bracket
24" Wide Shelving	8 Columns	8	1	1	8
30" Wide Shelving	10 Columns	10	2	2	5
36" Wide Shelving	12 Columns	12	2	2	6
42" Wide Shelving	14 Columns	14	2	2	7
48" Wide Shelving	16 Columns	16	2	2	2

* Barrel Holders and Stock Saddles come in multiple capacities.

HORIZONTAL HANDGUN CAPACITY

	Back Panel Number of Keyhole Columns	Handgun Capacity	Brackets* Required	Capacity of Bracket
24" Wide Shelving	8 Columns	9	1	9
30" Wide Shelving	10 Columns	12	2	6
36" Wide Shelving	12 Columns	14	2	7
42" Wide Shelving	14 Columns	16	2	8
48" Wide Shelving	16 Columns	18	2	9

* Handgun Brackets come in multiple capacities.

QUIK-DOOR™ HINGED DOORS TRADITIONAL LEVER HANDLE

ITEM NUMBER	W H	WT.	PRICE
2440QD00	24"x40¼"	30.5 lbs.	\$365.10
2464QD00	24"x64¼"	42.7 lbs.	\$419.20
2476QD00	24"x76¼"	48.8 lbs.	\$428.50
2485QD00	24"x85¼"	53.3 lbs.	\$441.80
2488QD00	24"x88¼"	54.9 lbs.	\$450.30
2497QD00	24"x97¼"	59.4 lbs.	\$473.70
24100QD00	24"x100¼"	60.9 lbs.	\$496.90
3040QD00	30"x40¼"	36.7 lbs.	\$365.10
3064QD00	30"x64¼"	51.3 lbs.	\$446.25
3076QD00	30"x76¼"	58.6 lbs.	\$454.40
3085QD00	30"x85¼"	64.1 lbs.	\$462.50
3088QD00	30"x88¼"	65.9 lbs.	\$470.65
3097QD00	30"x97¼"	71.4 lbs.	\$495.05
30100QD00	30"x100¼"	73.2 lbs.	\$519.30
3640QD00	36"x40¼"	43.0 lbs.	\$381.35
3664QD00	36"x64¼"	60.0 lbs.	\$454.40
3676QD00	36"x76¼"	68.5 lbs.	\$462.50
3685QD00	36"x85¼"	74.9 lbs.	\$470.65
3688QD00	36"x88¼"	77.0 lbs.	\$486.90
3697QD00	36"x97¼"	83.4 lbs.	\$511.20
36100QD00	36"x100¼"	85.6 lbs.	\$527.45
4240QD00	42"x40¼"	51.3 lbs.	\$413.80
4264QD00	42"x64¼"	70.8 lbs.	\$503.15
4276QD00	42"x76¼"	80.5 lbs.	\$511.20
4285QD00	42"x85¼"	87.8 lbs.	\$519.30
4288QD00	42"x88¼"	90.3 lbs.	\$527.45
4297QD00	42"x97¼"	97.6 lbs.	\$535.50
42100QD00	42"x100¼"	100.0 lbs.	\$551.80
4840QD00	48"x40¼"	57.8 lbs.	\$446.25
4864QD00	48"x64¼"	79.8 lbs.	\$616.60
4876QD00	48"x76¼"	90.7 lbs.	\$624.80
4885QD00	48"x85¼"	99.0 lbs.	\$632.85
4888QD00	48"x88¼"	101.7 lbs.	\$649.00
4897QD00	48"x97¼"	109.9 lbs.	\$681.55
48100QD00	48"x100¼"	112.7 lbs.	\$689.65

QUIK-DOOR™ CONTEMPORARY ROUND HANDLE

ITEM NUMBER	W H	WT.	PRICE
2440QDR00	24"x40¼"	30.5 lbs.	\$365.10
2464QDR00	24"x64¼"	42.7 lbs.	\$419.20
2476QDR00	24"x76¼"	48.8 lbs.	\$428.50
2485QDR00	24"x85¼"	53.3 lbs.	\$441.80
2488QDR00	24"x88¼"	54.9 lbs.	\$450.30
2497QDR00	24"x97¼"	59.4 lbs.	\$473.70
24100QDR00	24"x100¼"	60.9 lbs.	\$496.90
3040QDR00	30"x40¼"	36.7 lbs.	\$365.10
3064QDR00	30"x64¼"	51.3 lbs.	\$446.25
3076QDR00	30"x76¼"	58.6 lbs.	\$454.40
3085QDR00	30"x85¼"	64.1 lbs.	\$462.50
3088QDR00	30"x88¼"	65.9 lbs.	\$470.65
3097QDR00	30"x97¼"	71.4 lbs.	\$495.05
30100QDR00	30"x100¼"	73.2 lbs.	\$519.30
3640QDR00	36"x40¼"	43.0 lbs.	\$381.35
3664QDR00	36"x64¼"	60.0 lbs.	\$454.40
3676QDR00	36"x76¼"	68.5 lbs.	\$462.50
3685QDR00	36"x85¼"	74.9 lbs.	\$470.65
3688QDR00	36"x88¼"	77.0 lbs.	\$486.90
3697QDR00	36"x97¼"	83.4 lbs.	\$511.20
36100QDR00	36"x100¼"	85.6 lbs.	\$527.45
4240QDR00	42"x40¼"	51.3 lbs.	\$413.80
4264QDR00	42"x64¼"	70.8 lbs.	\$503.15
4276QDR00	42"x76¼"	80.5 lbs.	\$511.20
4285QDR00	42"x85¼"	87.8 lbs.	\$519.30
4288QDR00	42"x88¼"	90.3 lbs.	\$527.45
4297QDR00	42"x97¼"	97.6 lbs.	\$535.50
42100QDR00	42"x100¼"	100.0 lbs.	\$551.80
4840QDR00	48"x40¼"	57.8 lbs.	\$446.25
4864QDR00	48"x64¼"	79.8 lbs.	\$616.60
4876QDR00	48"x76¼"	90.7 lbs.	\$624.80
4885QDR00	48"x85¼"	99.0 lbs.	\$632.85
4888QDR00	48"x88¼"	101.7 lbs.	\$649.00
4897QDR00	48"x97¼"	109.9 lbs.	\$681.55
48100QDR00	48"x100¼"	112.7 lbs.	\$689.65

NOTE: Quik-Door Hinged Doors project 1¾". A 2¾" bottom jamb is included. Two "TS" supports included.

When ordering Quik-Doors for shelving units to be located on thick carpeting or uneven floors we recommend the use of Leveling Feet for shelving adjustability. Order Part Number LF00, four for each shelving unit.

QUIK-DOOR™ EXTENSION KITS

ITEM NUMBER	H D	WT.	PRICE
40QDX00	40¼"x1¾"	3.7 lbs.	\$120.20
64QDX00	64¼"x1¾"	5.7 lbs.	\$136.40
76QDX00	76¼"x1¾"	6.6 lbs.	\$146.20
85QDX00	85¼"x1¾"	7.4 lbs.	\$151.10
88QDX00	88¼"x1¾"	7.6 lbs.	\$152.65
97QDX00	97¼"x1¾"	8.3 lbs.	\$159.15
100QDX00	100¼"x1¾"	8.9 lbs.	\$159.15

RETRACTABLE DOORS

ITEM NUMBER	W	H	WT.	PRICE
241215RD00	24"x12"		15.3 lbs.	\$262.25
241215RDL00	24"x12"		15.6 lbs.	\$285.05
241218RD00	24"x12"		16.3 lbs.	\$268.30
241218RDL00	24"x12"		16.6 lbs.	\$291.15
301215RD00	30"x12"		16.3 lbs.	\$236.95
* 301215RDL00	30"x12"		16.6 lbs.	\$295.20
301218RD00	30"x12"		17.3 lbs.	\$273.40
* 301218RDL00	30"x12"		17.6 lbs.	\$301.25
361215RD00	36"x12"		17.2 lbs.	\$240.40
* 361215RDL00	36"x12"		17.5 lbs.	\$294.50
361218RD00	36"x12"		18.3 lbs.	\$276.20
* 361218RDL00	36"x12"		18.6 lbs.	\$300.45
421215RD00	42"x12"		18.2 lbs.	\$240.65
* 421215RDL00	42"x12"		18.5 lbs.	\$305.00
421218RD00	42"x12"		19.2 lbs.	\$278.60
* 421218RDL00	42"x12"		19.5 lbs.	\$302.80
481215RD00	48"x12"		19.2 lbs.	\$248.50
481215RDL00	48"x12"		19.5 lbs.	\$333.10
481218RD00	48"x12"		20.2 lbs.	\$281.80
* 481218RDL00	48"x12"		20.5 lbs.	\$306.05

NOTE: Retractable doors are designed to be used with 15" and 18" deep CL or CT uprights and are to be installed on 12" centers which provide a clearance of 9 3/4".

* Locking Door- Locks are centered

SLIDING DOORS

ITEM NUMBER	W	H	WT.	PRICE
364002SD00	72"x40 1/4"		72.7 lbs.	\$740.05
367602SD00	72"x76 1/4"		110.1 lbs.	\$855.20
368802SD00	72"x88 1/4"		124.5 lbs.	\$930.95
364003SD00	108"x40 1/4"		104.1 lbs.	\$1,089.75
367603SD00	108"x76 1/4"		154.8 lbs.	\$1,175.55
368803SD00	108"x88 1/4"		174.5 lbs.	\$1,275.60

Sliding Doors project 3 3/4". A 4 1/4" bottom track is included. Additional shelf support must be ordered for bottom shelf when ordering doors.

QUIK-ROLL™ DOORS

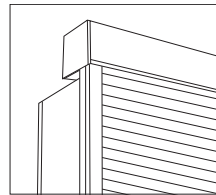
ITEM NUMBER	W	H	WT.	PRICE
2464QR00	24"x64 1/4"		24.0 lbs.	\$1,603.90
2476QR00	24"x76 1/4"		31.0 lbs.	\$1,721.10
2485QR00	24"x85 1/4"		28.0 lbs.	\$1,866.70
2488QR00	24"x88 1/4"		36.0 lbs.	\$1,884.45
2497QR00	24"x97 1/4"		36.0 lbs.	\$2,019.40
3064QR00	30"x64 1/4"		30.0 lbs.	\$1,706.80
3076QR00	30"x76 1/4"		35.0 lbs.	\$1,834.65
3085QR00	30"x85 1/4"		38.0 lbs.	\$1,990.90
3088QR00	30"x88 1/4"		39.0 lbs.	\$2,011.65
3097QR00	30"x97 1/4"		44.0 lbs.	\$2,158.05
3664QR00	36"x64 1/4"		33.0 lbs.	\$1,809.50
3676QR00	36"x76 1/4"		38.0 lbs.	\$1,948.30
3685QR00	36"x85 1/4"		42.0 lbs.	\$2,115.45
3688QR00	36"x88 1/4"		43.0 lbs.	\$2,139.45
3697QR00	36"x97 1/4"		52.0 lbs.	\$2,292.45
4264QR00	42"x64 1/4"		36.0 lbs.	\$1,916.60
4276QR00	42"x76 1/4"		41.0 lbs.	\$2,065.15
4285QR00	42"x85 1/4"		46.0 lbs.	\$2,246.60
4288QR00	42"x88 1/4"		47.0 lbs.	\$2,271.70
4297QR00	42"x97 1/4"		64.0 lbs.	\$2,437.75
4864QR00	48"x64 1/4"		38.0 lbs.	\$2,019.25
4876QR00	48"x76 1/4"		45.0 lbs.	\$2,178.80
4885QR00	48"x85 1/4"		49.0 lbs.	\$2,371.10
4888QR00	48"x88 1/4"		51.0 lbs.	\$2,399.55
4897QR00	48"x97 1/4"		56.0 lbs.	\$2,573.25

Quik-Roll Doors & components are purchased parts and are not returnable. Standard Color: Silver.

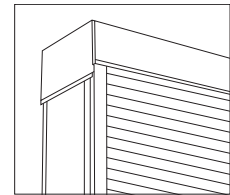
For additional sizes consult customer service.

These part numbers do not apply if using drawers.

If using drawers on Aurora Shelving with Quik-Roll Door consult customer service for alternate ordering information.



Quik-Roll without Closure Panels



Quik-Roll with Optional Closure Panels

QUIK-ROLL™ OPTIONAL SIDE CLOSURE PANELS

ITEM NUMBER	W	D	H	WT.	PRICE
12CPRH00	14 5/8"	12"	8 5/8" H	1 lbs.	\$40.20
			Right Side Closure		
12CPLH00	14 5/8"	12"	8 5/8" H	1 lbs.	\$40.20
			Left Side Closure		
15CPRH00	20 5/8"	15"	8 5/8" H	1 lbs.	\$51.50
			Right Side Closure		
15CPLH00	20 5/8"	15"	8 5/8" H	1 lbs.	\$51.50
			Left Side Closure		
24CPRH00	26 5/8"	24"	8 5/8" H	1 lbs.	\$82.40
			Right Side Closure		
24CPLH00	26 5/8"	24"	8 5/8" H	1 lbs.	\$82.40
			Left Side Closure		
30CPRH00	32 5/8"	30"	8 5/8" H	1 lbs.	\$102.50
			Right Side Closure		
30CPLH00	32 5/8"	30"	8 5/8" H	1 lbs.	\$102.50
			Left Side Closure		
36CPRH00	38 5/8"	36"	8 5/8" H	1 lbs.	\$123.50
			Right Side Closure		
36CPLH00	38 5/8"	36"	8 5/8" H	1 lbs.	\$123.50
			Left Side Closure		

The actual length of each "Side Closure" = Shelving depth + plus 2 5/8". The 2 5/8" is for the added depth of the door track (5/8" depth) with file-extender (1 1/4" depth).

FILING DRAWER WITH LOCK

FILING DRAWER

The Filing Drawer can easily turn Aurora shelving into locking drawers for letter and legal top tab or hanging files. Drawers can be configured to file side-to-side or front-to-back with hanging rails and converter bar accessories (ordered separately). Shorter companion drawers can be used for general storage. Optional front-to-back file divider can be ordered for storage of small items. (Divider does not span the entire depth of the drawer.)

With the unique double interlock safety feature, only one drawer can be opened at a time preventing the accidental opening of multiple drawers. An optional drawer lock with dual lock rods provides selective security. Quik-Base should be used front and back for anchoring.



Each Filing and Divided Drawer requires two Thin-Line "TS" supports; order separately, refer to page 40 for ordering.

See page 51 Filing Drawer Accessories for alternative Electronic Keypad Lock.

15" DEEP SHELVING WITH LOCK

ITEM NUMBER	W	H	D	DRAWER HEIGHT FRONT	DRAWER HEIGHT USABLE INSIDE	INSIDE DRAWER WIDTH	INSIDE DRAWER DEPTH	WT.	PRICE
F240615DWRL00	24"	x6"	x15"	6"	4 1/4"	20-5/16"	12-15/16"	18.0 lbs.	\$249.35
F300615DWRL00	30"	x6"	x15"	6"	4 1/4"	26-5/16"	12-15/16"	20.6 lbs.	\$258.70
F360615DWRL00	36"	x6"	x15"	6"	4 1/4"	32-5/16"	12-15/16"	24.8 lbs.	\$266.65
F420615DWRL00	42"	x6"	x15"	6"	4 1/4"	38-5/16"	12-15/16"	29.5 lbs.	\$273.10
F480615DWRL00	48"	x6"	x15"	6"	4 1/4"	44-5/16"	12-15/16"	34.7 lbs.	\$296.10
F240715DWRL00	24"	x7 1/2"	x15"	7 1/2"	5 3/4"	20-5/16"	12-15/16"	19.4 lbs.	\$240.20
F300715DWRL00	30"	x7 1/2"	x15"	7 1/2"	5 3/4"	26-5/16"	12-15/16"	23.7 lbs.	\$250.40
F360715DWRL00	36"	x7 1/2"	x15"	7 1/2"	5 3/4"	32-5/16"	12-15/16"	28.5 lbs.	\$256.65
F420715DWRL00	42"	x7 1/2"	x15"	7 1/2"	5 3/4"	38-5/16"	12-15/16"	33.7 lbs.	\$282.20
F480715DWRL00	48"	x7 1/2"	x15"	7 1/2"	5 3/4"	44-5/16"	12-15/16"	39.5 lbs.	\$301.05
F240915DWRL00	24"	x9"	x15"	9"	7 1/4"	20-5/16"	12-15/16"	22.0 lbs.	\$249.80
F300915DWRL00	30"	x9"	x15"	9"	7 1/4"	26-5/16"	12-15/16"	26.8 lbs.	\$259.25
F360915DWRL00	36"	x9"	x15"	9"	7 1/4"	32-5/16"	12-15/16"	32.1 lbs.	\$270.05
F420915DWRL00	42"	x9"	x15"	9"	7 1/4"	38-5/16"	12-15/16"	37.9 lbs.	\$296.05
F480915DWRL00	48"	x9"	x15"	9"	7 1/4"	44-5/16"	12-15/16"	44.2 lbs.	\$319.35
F241015DWRL00	24"	x10 1/2"	x15"	10 1/2"	8 3/4"	20-5/16"	12-15/16"	24.6 lbs.	\$253.60
F301015DWRL00	30"	x10 1/2"	x15"	10 1/2"	8 3/4"	26-5/16"	12-15/16"	30.1 lbs.	\$263.25
F361015DWRL00	36"	x10 1/2"	x15"	10 1/2"	8 3/4"	32-5/16"	12-15/16"	35.9 lbs.	\$293.05
F421015DWRL00	42"	x10 1/2"	x15"	10 1/2"	8 3/4"	38-5/16"	12-15/16"	42.3 lbs.	\$303.10
F481015DWRL00	48"	x10 1/2"	x15"	10 1/2"	8 3/4"	44-5/16"	12-15/16"	49.2 lbs.	\$324.75
F241215DWRL00	24"	x12"	x15"	12"	10 1/4"	20-5/16"	12-15/16"	27.4 lbs.	\$258.15
F301215DWRL00	30"	x12"	x15"	12"	10 1/4"	26-5/16"	12-15/16"	33.4 lbs.	\$264.65
F361215DWRL00	36"	x12"	x15"	12"	10 1/4"	32-5/16"	12-15/16"	39.9 lbs.	\$305.20
F421215DWRL00	42"	x12"	x15"	12"	10 1/4"	38-5/16"	12-15/16"	46.8 lbs.	\$312.10
F481215DWRL00	48"	x12"	x15"	12"	10 1/4"	44-5/16"	12-15/16"	54.3 lbs.	\$309.90

FILING DRAWER WITH LOCK

18" DEEP SHELVING WITH LOCK

ITEM NUMBER	W H D	DRAWER HEIGHT	DRAWER HEIGHT	INSIDE DRAWER	INSIDE DRAWER	WT.	PRICE
		FRONT	USABLE INSIDE	WIDTH	DEPTH		
F240618DWRL00	24"x6"x18"	6"	4¼"	20-5/16"	15-15/16"	19.5 lbs.	\$298.95
F300618DWRL00	30"x6"x18"	6"	4¼"	26-5/16"	15-15/16"	22.1 lbs.	\$305.75
F360618DWRL00	36"x6"x18"	6"	4¼"	32-5/16"	15-15/16"	26.3 lbs.	\$316.85
F420618DWRL00	42"x6"x18"	6"	4¼"	38-5/16"	15-15/16"	31.0 lbs.	\$324.05
F480618DWRL00	48"x6"x18"	6"	4¼"	44-5/16"	15-15/16"	36.2 lbs.	\$356.35
F240718DWRL00	24"x7½"x18"	7½"	5¾"	20-5/16"	15-15/16"	20.9 lbs.	\$289.25
F300718DWRL00	30"x7½"x18"	7½"	5¾"	26-5/16"	15-15/16"	25.2 lbs.	\$302.55
F360718DWRL00	36"x7½"x18"	7½"	5¾"	32-5/16"	15-15/16"	30.0 lbs.	\$288.80
F420718DWRL00	42"x7½"x18"	7½"	5¾"	38-5/16"	15-15/16"	35.2 lbs.	\$324.55
F480718DWRL00	48"x7½"x18"	7½"	5¾"	44-5/16"	15-15/16"	41.0 lbs.	\$343.15
F240918DWRL00	24"x9"x18"	9"	7¼"	20-5/16"	15-15/16"	23.5 lbs.	\$300.50
F300918DWRL00	30"x9"x18"	9"	7¼"	26-5/16"	15-15/16"	28.3 lbs.	\$313.05
F360918DWRL00	36"x9"x18"	9"	7¼"	32-5/16"	15-15/16"	33.6 lbs.	\$321.55
F420918DWRL00	42"x9"x18"	9"	7¼"	38-5/16"	15-15/16"	39.4 lbs.	\$359.10
F480918DWRL00	48"x9"x18"	9"	7¼"	44-5/16"	15-15/16"	45.8 lbs.	\$383.15
F241018DWRL00	24"x10½"x18"	10½"	8¾"	20-5/16"	15-15/16"	26.2 lbs.	\$312.05
F301018DWRL00	30"x10½"x18"	10½"	8¾"	26-5/16"	15-15/16"	31.6 lbs.	\$318.85
F361018DWRL00	36"x10½"x18"	10½"	8¾"	32-5/16"	15-15/16"	37.5 lbs.	\$358.70
F421018DWRL00	42"x10½"x18"	10½"	8¾"	38-5/16"	15-15/16"	43.8 lbs.	\$369.20
F481018DWRL00	48"x10½"x18"	10½"	8¾"	44-5/16"	15-15/16"	50.7 lbs.	\$390.25
F241218DWRL00	24"x12"x18"	12"	10¼"	20-5/16"	15-15/16"	29.0 lbs.	\$315.50
F301218DWRL00	30"x12"x18"	12"	10¼"	26-5/16"	15-15/16"	34.9 lbs.	\$322.00
F361218DWRL00	36"x12"x18"	12"	10¼"	32-5/16"	15-15/16"	41.4 lbs.	\$368.05
F421218DWRL00	42"x12"x18"	12"	10¼"	38-5/16"	15-15/16"	48.3 lbs.	\$379.95
F481218DWRL00	48"x12"x18"	12"	10¼"	44-5/16"	15-15/16"	55.8 lbs.	\$377.10

24" DEEP SHELVING WITH LOCK

ITEM NUMBER	W H D	DRAWER HEIGHT	DRAWER HEIGHT	INSIDE DRAWER	INSIDE DRAWER	WT.	PRICE
		FRONT	USABLE INSIDE	WIDTH	DEPTH		
F240624DWRL00	24"x6"x24"	6"	4¼"	20-5/16"	21-15/16"	21.5 lbs.	\$352.75
F300624DWRL00	30"x6"x24"	6"	4¼"	26-5/16"	21-15/16"	24.1 lbs.	\$358.30
F360624DWRL00	36"x6"x24"	6"	4¼"	32-5/16"	21-15/16"	28.3 lbs.	\$383.55
F420624DWRL00	42"x6"x24"	6"	4¼"	38-5/16"	21-15/16"	33.0 lbs.	\$390.80
F480624DWRL00	48"x6"x24"	6"	4¼"	44-5/16"	21-15/16"	38.2 lbs.	\$453.45
F240724DWRL00	24"x7½"x24"	7½"	5¾"	20-5/16"	21-15/16"	22.9 lbs.	\$331.20
F300724DWRL00	30"x7½"x24"	7½"	5¾"	26-5/16"	21-15/16"	27.2 lbs.	\$338.45
F360724DWRL00	36"x7½"x24"	7½"	5¾"	32-5/16"	21-15/16"	32.0 lbs.	\$364.85
F420724DWRL00	42"x7½"x24"	7½"	5¾"	38-5/16"	21-15/16"	37.2 lbs.	\$431.40
F480724DWRL00	48"x7½"x24"	7½"	5¾"	44-5/16"	21-15/16"	43.0 lbs.	\$448.90
F240924DWRL00	24"x9"x24"	9"	7¼"	20-5/16"	21-15/16"	25.5 lbs.	\$347.05
F300924DWRL00	30"x9"x24"	9"	7¼"	26-5/16"	21-15/16"	30.3 lbs.	\$370.75
F360924DWRL00	36"x9"x24"	9"	7¼"	32-5/16"	21-15/16"	35.6 lbs.	\$377.60
F420924DWRL00	42"x9"x24"	9"	7¼"	38-5/16"	21-15/16"	41.4 lbs.	\$446.85
F480924DWRL00	48"x9"x24"	9"	7¼"	44-5/16"	21-15/16"	47.8 lbs.	\$469.60
F241024DWRL00	24"x10½"x24"	10½"	8¾"	20-5/16"	21-15/16"	28.2 lbs.	\$348.00
F301024DWRL00	30"x10½"x24"	10½"	8¾"	26-5/16"	21-15/16"	33.6 lbs.	\$374.95
F361024DWRL00	36"x10½"x24"	10½"	8¾"	32-5/16"	21-15/16"	39.5 lbs.	\$445.10
F421024DWRL00	42"x10½"x24"	10½"	8¾"	38-5/16"	21-15/16"	45.8 lbs.	\$455.70
F481024DWRL00	48"x10½"x24"	10½"	8¾"	44-5/16"	21-15/16"	52.7 lbs.	\$476.80
F241224DWRL00	24"x12"x24"	12"	10¼"	20-5/16"	21-15/16"	31.0 lbs.	\$371.55
F301224DWRL00	30"x12"x24"	12"	10¼"	26-5/16"	21-15/16"	36.9 lbs.	\$378.15
F361224DWRL00	36"x12"x24"	12"	10¼"	32-5/16"	21-15/16"	43.4 lbs.	\$454.45
F421224DWRL00	42"x12"x24"	12"	10¼"	38-5/16"	21-15/16"	50.3 lbs.	\$466.45
F481224DWRL00	48"x12"x24"	12"	10¼"	44-5/16"	21-15/16"	57.8 lbs.	\$463.65

FILING DRAWER WITHOUT LOCK

FILING DRAWER

The Filing Drawer can easily turn Aurora shelving into locking drawers for letter and legal top tab or hanging files. Drawers can be configured to file side-to-side or front-to-back with hanging rails and converter bar accessories (ordered separately). Shorter companion drawers can be used for general storage. Optional front-to-back file divider can be ordered for storage of small items. (Divider does not span the entire depth of the drawer.)

With the unique double interlock safety feature, only one drawer can be opened at a time preventing the accidental opening of multiple drawers. Quik-Base should be used front and back for anchoring.



Each Filing and Divided Drawer requires two Thin-Line "TS" supports; order separately, refer to page 40 for ordering.

15" DEEP SHELVING WITHOUT LOCK

ITEM NUMBER	W H D	DRAWER HEIGHT		INSIDE DRAWER WIDTH	INSIDE DRAWER DEPTH	WT.	PRICE
		FRONT	USABLE INSIDE				
F240615DWR00	24"x6"x15"	6"	4¼"	20-5/16"	12-15/16"	18.0 lbs.	\$202.15
F300615DWR00	30"x6"x15"	6"	4¼"	26-5/16"	12-15/16"	20.6 lbs.	\$210.70
F360615DWR00	36"x6"x15"	6"	4¼"	32-5/16"	12-15/16"	24.8 lbs.	\$218.35
F420615DWR00	42"x6"x15"	6"	4¼"	38-5/16"	12-15/16"	29.5 lbs.	\$224.35
F480615DWR00	48"x6"x15"	6"	4¼"	44-5/16"	12-15/16"	34.7 lbs.	\$247.50
F240715DWR00	24"x7½"x15"	7½"	5¾"	20-5/16"	12-15/16"	19.4 lbs.	\$209.45
F300715DWR00	30"x7½"x15"	7½"	5¾"	26-5/16"	12-15/16"	23.7 lbs.	\$215.35
F360715DWR00	36"x7½"x15"	7½"	5¾"	32-5/16"	12-15/16"	28.5 lbs.	\$221.85
F420715DWR00	42"x7½"x15"	7½"	5¾"	38-5/16"	12-15/16"	33.7 lbs.	\$247.55
F480715DWR00	48"x7½"x15"	7½"	5¾"	44-5/16"	12-15/16"	39.5 lbs.	\$266.55
F240915DWR00	24"x9"x15"	9"	7¼"	20-5/16"	12-15/16"	22.0 lbs.	\$216.65
F300915DWR00	30"x9"x15"	9"	7¼"	26-5/16"	12-15/16"	26.8 lbs.	\$225.30
F360915DWR00	36"x9"x15"	9"	7¼"	32-5/16"	12-15/16"	32.1 lbs.	\$236.05
F420915DWR00	42"x9"x15"	9"	7¼"	38-5/16"	12-15/16"	37.9 lbs.	\$261.30
F480915DWR00	48"x9"x15"	9"	7¼"	44-5/16"	12-15/16"	44.2 lbs.	\$284.85
F241015DWR00	24"x10½"x15"	10½"	8¾"	20-5/16"	12-15/16"	24.6 lbs.	\$220.50
F301015DWR00	30"x10½"x15"	10½"	8¾"	26-5/16"	12-15/16"	30.1 lbs.	\$229.25
F361015DWR00	36"x10½"x15"	10½"	8¾"	32-5/16"	12-15/16"	35.9 lbs.	\$259.05
F421015DWR00	42"x10½"x15"	10½"	8¾"	38-5/16"	12-15/16"	42.3 lbs.	\$268.40
F481015DWR00	48"x10½"x15"	10½"	8¾"	44-5/16"	12-15/16"	49.2 lbs.	\$290.20
F241215DWR00	24"x12"x15"	12"	10¼"	20-5/16"	12-15/16"	27.4 lbs.	\$224.95
F301215DWR00	30"x12"x15"	12"	10¼"	26-5/16"	12-15/16"	33.4 lbs.	\$230.70
F361215DWR00	36"x12"x15"	12"	10¼"	32-5/16"	12-15/16"	39.9 lbs.	\$270.20
F421215DWR00	42"x12"x15"	12"	10¼"	38-5/16"	12-15/16"	46.8 lbs.	\$277.45
F481215DWR00	48"x12"x15"	12"	10¼"	44-5/16"	12-15/16"	54.3 lbs.	\$311.15

FILING DRAWER WITHOUT LOCK

18" DEEP SHELVING

WITHOUT LOCK


ITEM NUMBER	W H D	DRAWER HEIGHT	DRAWER HEIGHT	INSIDE DRAWER	INSIDE DRAWER	WT.	PRICE
		FRONT	USABLE INSIDE	WIDTH	DEPTH		
F240618DWR00	24"x6"x18"	6"	4¼"	20-5/16"	15-15/16"	19.5 lbs.	\$251.20
F300618DWR00	30"x6"x18"	6"	4¼"	26-5/16"	15-15/16"	22.1 lbs.	\$257.75
F360618DWR00	36"x6"x18"	6"	4¼"	32-5/16"	15-15/16"	26.3 lbs.	\$268.50
F420618DWR00	42"x6"x18"	6"	4¼"	38-5/16"	15-15/16"	31.0 lbs.	\$275.35
F480618DWR00	48"x6"x18"	6"	4¼"	44-5/16"	15-15/16"	36.2 lbs.	\$307.85
F240718DWR00	24"x7½"x18"	7½"	5¾"	20-5/16"	15-15/16"	20.9 lbs.	\$258.35
F300718DWR00	30"x7½"x18"	7½"	5¾"	26-5/16"	15-15/16"	25.2 lbs.	\$267.55
F360718DWR00	36"x7½"x18"	7½"	5¾"	32-5/16"	15-15/16"	30.0 lbs.	\$254.05
F420718DWR00	42"x7½"x18"	7½"	5¾"	38-5/16"	15-15/16"	35.2 lbs.	\$289.85
F480718DWR00	48"x7½"x18"	7½"	5¾"	44-5/16"	15-15/16"	41.0 lbs.	\$308.65
F240918DWR00	24"x9"x18"	9"	7¼"	20-5/16"	15-15/16"	23.5 lbs.	\$267.30
F300918DWR00	30"x9"x18"	9"	7¼"	26-5/16"	15-15/16"	28.3 lbs.	\$279.05
F360918DWR00	36"x9"x18"	9"	7¼"	32-5/16"	15-15/16"	33.6 lbs.	\$287.50
F420918DWR00	42"x9"x18"	9"	7¼"	38-5/16"	15-15/16"	39.4 lbs.	\$324.45
F480918DWR00	48"x9"x18"	9"	7¼"	44-5/16"	15-15/16"	45.8 lbs.	\$348.55
F241018DWR00	24"x10½"x18"	10½"	8¾"	20-5/16"	15-15/16"	26.2 lbs.	\$278.90
F301018DWR00	30"x10½"x18"	10½"	8¾"	26-5/16"	15-15/16"	31.6 lbs.	\$284.90
F361018DWR00	36"x10½"x18"	10½"	8¾"	32-5/16"	15-15/16"	37.5 lbs.	\$324.65
F421018DWR00	42"x10½"x18"	10½"	8¾"	38-5/16"	15-15/16"	43.8 lbs.	\$334.60
F481018DWR00	48"x10½"x18"	10½"	8¾"	44-5/16"	15-15/16"	50.7 lbs.	\$355.70
F241218DWR00	24"x12"x18"	12"	10¼"	20-5/16"	15-15/16"	29.0 lbs.	\$282.25
F301218DWR00	30"x12"x18"	12"	10¼"	26-5/16"	15-15/16"	34.9 lbs.	\$288.10
F361218DWR00	36"x12"x18"	12"	10¼"	32-5/16"	15-15/16"	41.4 lbs.	\$333.15
F421218DWR00	42"x12"x18"	12"	10¼"	38-5/16"	15-15/16"	48.3 lbs.	\$345.35
F481218DWR00	48"x12"x18"	12"	10¼"	44-5/16"	15-15/16"	55.8 lbs.	\$378.40

24" DEEP SHELVING

WITHOUT LOCK

ITEM NUMBER	W H D	DRAWER HEIGHT	DRAWER HEIGHT	INSIDE DRAWER	INSIDE DRAWER	WT.	PRICE
		FRONT	USABLE INSIDE	WIDTH	DEPTH		
F240624DWR00	24"x6"x24"	6"	4¼"	20-5/16"	21-15/16"	21.5 lbs.	\$305.55
F300624DWR00	30"x6"x24"	6"	4¼"	26-5/16"	21-15/16"	24.1 lbs.	\$310.25
F360624DWR00	36"x6"x24"	6"	4¼"	32-5/16"	21-15/16"	28.3 lbs.	\$335.20
F420624DWR00	42"x6"x24"	6"	4¼"	38-5/16"	21-15/16"	33.0 lbs.	\$342.10
F480624DWR00	48"x6"x24"	6"	4¼"	44-5/16"	21-15/16"	38.2 lbs.	\$404.90
F240724DWR00	24"x7½"x24"	7½"	5¾"	20-5/16"	21-15/16"	22.9 lbs.	\$300.35
F300724DWR00	30"x7½"x24"	7½"	5¾"	26-5/16"	21-15/16"	27.2 lbs.	\$303.45
F360724DWR00	36"x7½"x24"	7½"	5¾"	32-5/16"	21-15/16"	32.0 lbs.	\$330.10
F420724DWR00	42"x7½"x24"	7½"	5¾"	38-5/16"	21-15/16"	37.2 lbs.	\$396.75
F480724DWR00	48"x7½"x24"	7½"	5¾"	44-5/16"	21-15/16"	43.0 lbs.	\$414.40
F240924DWR00	24"x9"x24"	9"	7¼"	20-5/16"	21-15/16"	25.5 lbs.	\$313.80
F300924DWR00	30"x9"x24"	9"	7¼"	26-5/16"	21-15/16"	30.3 lbs.	\$336.75
F360924DWR00	36"x9"x24"	9"	7¼"	32-5/16"	21-15/16"	35.6 lbs.	\$343.60
F420924DWR00	42"x9"x24"	9"	7¼"	38-5/16"	21-15/16"	41.4 lbs.	\$412.10
F480924DWR00	48"x9"x24"	9"	7¼"	44-5/16"	21-15/16"	47.8 lbs.	\$435.05
F241024DWR00	24"x10½"x24"	10½"	8¾"	20-5/16"	21-15/16"	28.2 lbs.	\$314.80
F301024DWR00	30"x10½"x24"	10½"	8¾"	26-5/16"	21-15/16"	33.6 lbs.	\$341.00
F361024DWR00	36"x10½"x24"	10½"	8¾"	32-5/16"	21-15/16"	39.5 lbs.	\$411.05
F421024DWR00	42"x10½"x24"	10½"	8¾"	38-5/16"	21-15/16"	45.8 lbs.	\$421.00
F481024DWR00	48"x10½"x24"	10½"	8¾"	44-5/16"	21-15/16"	52.7 lbs.	\$442.30
F241224DWR00	24"x12"x24"	12"	10¼"	20-5/16"	21-15/16"	31.0 lbs.	\$338.40
F301224DWR00	30"x12"x24"	12"	10¼"	26-5/16"	21-15/16"	36.9 lbs.	\$344.15
F361224DWR00	36"x12"x24"	12"	10¼"	32-5/16"	21-15/16"	43.4 lbs.	\$419.45
F421224DWR00	42"x12"x24"	12"	10¼"	38-5/16"	21-15/16"	50.3 lbs.	\$431.75
F481224DWR00	48"x12"x24"	12"	10¼"	44-5/16"	21-15/16"	57.8 lbs.	\$464.95

FILING DRAWER ACCESSORIES



ELECTRONIC KEYPAD LOCK

The horizontal Electronic Keypad Lock replaces the Key Assembly on Aurora Shelving Filing & Divided Lock Drawers. Available in Black or Chrome color with an option Key-Fob for remote access, Lock has a 10 Year Lithium Battery. Locking drawer must be ordered separately.

Dimensions: 5" L x 1" W x 2" D
Weight: < 1 Lb.

ELECTRONIC KEYPAD LOCK

ITEM NUMBER	DESCRIPTION	WT.	PRICE
14008899C1	Chrome	<1 lb.	\$388.00
14008899B1	Black	<1 lb.	\$388.00

ELECTRONIC KEYPAD LOCK W/ KEY-FOB

ITEM NUMBER	DESCRIPTION	WT.	PRICE
14008899C2	Chrome	<1 lb.	\$776.00
14008899B2	Black	<1 lb.	\$776.00

HANGING RAILS

Hanging Rails are used for left to right filing of letter or legal hanging files. Shipped in packs of two. See Filing Configuration Chart for ordering.

HANGING RAILS

Width of Drawers

ITEM NUMBER	DESCRIPTION	WT.	PRICE
24RLP00	24" 2-Rail Pack	2.1 lbs.	\$31.70
30RLP00	30" 2-Rail Pack	2.7 lbs.	\$31.70
36RLP00	36" 2-Rail Pack	3.3 lbs.	\$31.70
42RLP00	42" 2-Rail Pack	4.0 lbs.	\$34.45
48RLP00	48" 2-Rail Pack	4.6 lbs.	\$34.45

CONVERTER BAR

Front to Back

ITEM NUMBER	DESCRIPTION *	WT.	PRICE
15CB200	Letter, 2 Converter Bars	0.9 lbs.	\$32.60
15CB3S00	Letter, 3S Converter Bars	1.1 lbs.	\$55.05
15CB300	Letter, 3 Converter Bars	1.3 lbs.	\$32.60
15CB400	Letter, 4 Converter Bars	1.8 lbs.	\$32.60
18CB200	Legal, 2 Converter Bars	1.1 lbs.	\$33.80
18CB3S00	Legal, 3S Converter Bars	3.0 lbs.	\$66.35
18CB300	Legal, 3 Converter Bars	1.6 lbs.	\$33.80
18CB400	Legal, 4 Converter Bars	2.2 lbs.	\$33.80

HANGING RAIL AND CONVERTER BAR PACKAGE

ITEM NUMBER	DESCRIPTION *	WT.	PRICE
2415HF2-PK00	24" Letter or Legal, 2 Converter Bars, 2 Rails	3.1 lbs.	\$64.20
3015HF2-PK00	30" Legal, 2 Converter Bars, 2 Rails	3.7 lbs.	\$64.20
3015HF3S-PK00	30" Letter, 3 Converter Bars, 2 Rails	3.9 lbs.	\$86.55
3615HF3-PK00	36" Legal, 3 Converter Bars, 2 Rails	4.8 lbs.	\$64.20
3615HF3S-PK00	36" Letter, 3 Converter Bars, 2 Rails	4.5 lbs.	\$86.55
4215HF3-PK00	42" Legal, 3 Converter Bars, 2 Rails	5.2 lbs.	\$89.40
4215HF4-PK00	42" Letter, 4 Converter Bars, 2 Rails	5.8 lbs.	\$67.05
4815HF3-PK00	48" Legal, 3 Converter Bars, 2 Rails	6.0 lbs.	\$67.05
4815HF4-PK00	48" Letter, 4 Converter Bars, 2 Rails	6.5 lbs.	\$67.05
2418HF2-PK00	24" Letter or Legal, 2 Converter Bars, 2 Rails	3.3 lbs.	\$64.20
3018HF3-PK00	30" Legal, 3 Converter Bars, 2 Rails	3.7 lbs.	\$64.20
3018HF3S-PK00	30" Letter, 3 Converter Bars, 2 Rails	3.9 lbs.	\$86.55
3618HF3S-PK00	36" Legal, 3 Converter Bars, 2 Rails	6.4 lbs.	\$97.85
3618HF3-PK00	36" Letter, 3 Converter Bars, 2 Rails	4.8 lbs.	\$64.20
4218HF4-PK00	42" Legal or Letter, 4 Converter Bars, 2 Rails	5.7 lbs.	\$68.15
4818HF3-PK00	48" Legal, 3 Converter Bars, 2 Rails	6.4 lbs.	\$68.25
4818HF4-PK00	48" Letter, 4 Converter Bars, 2 Rails	6.9 lbs.	\$68.25

* Letter and legal size refers to document size that will fit on the bars. See page 52-53 for layout.

DRAWER SLIDE BRACKET FOR 30" DEEP UNIT*

ITEM NUMBER	DESCRIPTION	WT.	PRICE
3004SBPK00	4" Drawer Bracket	8.6 lbs.	\$68.80
30SBPK00	Drawer Bracket all Other Drawer Heights	8.3 lbs.	\$100.15

*Does not include slides. Slides are included with drawer.

Note: When using drawers on depths other than 15", 18" and 24" consult Customer Service for availability.

FILE DIVIDERS

File dividers run front to back and are seated into drawer back and slots in drawer bottom. The divider does not span the entire depth of the drawer.






















FILE DIVIDERS

ITEM NUMBER	W	H	WT.	PRICE
• 1306FD00	13"	x6"	1.0 lbs.	\$3.95
•• 1303FD00	13"	x3"	0.9 lbs.	\$6.40

- Used on 9", 10½" and 12" drawers.
- Used on 6" and 7½" drawers.

FILING DRAWER - CONFIGURATION CHART



	24	30	36
15	 Item Number: 24RLP00 Letter: 2-Rail Pack	 Item Number: 30RLP00 Letter: 2-Rail Pack	 Item Number: 36RLP00 Letter: 2-Rail Pack
15	 Item Number: 2415HF2-PK00 Letter: 2-Rail Pack 2-Converter Bars	 Item Number: 3015HF3S-PK00 Letter: 2-Rail Pack 3-Converter Bars	 Item Number: 3615HF3-PK00 Letter: 2-Rail Pack 3-Converter Bars
15	 Item Number: 2415HF2-PK00 Legal: 2-Rail Pack 2-Converter Bars	 Item Number: 3015HF2-PK00 Legal: 2-Rail Pack 2-Converter Bars	 Item Number: 3615HF3S-PK00 Legal: 2-Rail Pack 3-Converter Bars
18	 Item Number: 24RLP00 Letter: 2-Rail Pack	 Item Number: 30RLP00 Letter: 2-Rail Pack	 Item Number: 36RLP00 Letter: 2-Rail Pack
18	 Item Number: 24RLP00 Legal: 2-Rail Pack	 Item Number: 30RLP00 Legal: 2-Rail Pack	 Item Number: 36RLP00 Legal: 2-Rail Pack
18	 Item Number: 2418HF2-PK00 Letter: 2-Rail Pack 2-Converter Bars	 Item Number: 3018HF3S-PK00 Letter: 2-Rail Pack 3-Converter Bars	 Item Number: 3618HF3-PK00 Letter: 2-Rail Pack 3-Converter Bars
18	 Item Number: 2418HF2-PK00 Legal: 2-Rail Pack 2-Converter Bars	 Item Number: 3018HF2-PK00 Legal: 2-Rail Pack 2-Converter Bars	 Item Number: 3618HF3S-PK00 Legal: 2-Rail Pack 3-Converter Bars

FILING DRAWER - CONFIGURATION CHART

42

15

Item Number: 42RLP00
Letter: 2-Rail Pack

15

Item Number: 4215HF4-PK00
Letter: 2-Rail Pack
4-Converter Bars

15

Item Number: 4215HF3-PK00
Legal: 2-Rail Pack
3-Converter Bars

18

Item Number: 42RLP00
Letter: 2-Rail Pack

18

Item Number: 42RLP00
Legal: 2-Rail Pack

18

Item Number: 4218HF4-PK00
Letter: 2-Rail Pack
4-Converter Bars

18

Item Number: 4218HF4-PK00
Legal: 2-Rail Pack
4-Converter Bars

48

15

Item Number: 48RLP00
Letter: 2-Rail Pack

15

Item Number: 4815HF4-PK00
Letter: 2-Rail Pack
4-Converter Bars

15

Item Number: 4815HF3-PK00
Legal: 2-Rail Pack
3-Converter Bars

18

Item Number: 48RLP00
Letter: 2-Rail Pack

18

Item Number: 48RLP00
Legal: 2-Rail Pack

18

Item Number: 4818HF4-PK00
Letter: 2-Rail Pack
4-Converter Bars

18


Item Number: 4818HF3-PK00
Legal: 2-Rail Pack
3-Converter Bars

DIVIDED DRAWERS

DIVIDED DRAWER

Use Divided Drawers to turn Aurora Shelving into a cabinet with drawers for general storage. Front-to-back partitions and left-to-right dividers (ordered separately) allow a multitude of configurations.

With the unique double interlock safety feature, only one drawer can be opened at a time preventing the accidental opening of multiple drawers. An optional drawer lock with dual lock rods provides selective security. Quik-Base should be used front and back for anchoring.



Each Filing and Divided Drawer requires two Thin-Line "TS" supports; order separately, refer to page 40 for ordering.

See page 58 Divided Drawer Accessories for alternative Electronic Keypad Lock.

15" DEEP SHELVING WITH LOCK

ITEM NUMBER	W H D	DRAWER HEIGHT FRONT	DRAWER HEIGHT USABLE INSIDE	INSIDE DRAWER WIDTH	INSIDE DRAWER DEPTH	WT.	PRICE
D240615DWRL00	24"x6"x15"	6"	4 1/4"	19 3/8"	12 3/4"	18.9 lbs.	\$254.85
D300615DWRL00	30"x6"x15"	6"	4 1/4"	25 3/8"	12 3/4"	21.7 lbs.	\$264.45
D360615DWRL00	36"x6"x15"	6"	4 1/4"	31 3/8"	12 3/4"	26.0 lbs.	\$274.15
D420615DWRL00	42"x6"x15"	6"	4 1/4"	37 3/8"	12 3/4"	30.9 lbs.	\$279.05
D480615DWRL00	48"x6"x15"	6"	4 1/4"	43 3/8"	12 3/4"	36.2 lbs.	\$301.85
D240715DWRL00	24"x7 1/2"x15"	7 1/2"	5 3/4"	19 3/8"	12 3/4"	20.7 lbs.	\$249.20
D300715DWRL00	30"x7 1/2"x15"	7 1/2"	5 3/4"	25 3/8"	12 3/4"	24.7 lbs.	\$258.25
D360715DWRL00	36"x7 1/2"x15"	7 1/2"	5 3/4"	31 3/8"	12 3/4"	29.6 lbs.	\$265.40
D420715DWRL00	42"x7 1/2"x15"	7 1/2"	5 3/4"	37 3/8"	12 3/4"	35.0 lbs.	\$292.75
D480715DWRL00	48"x7 1/2"x15"	7 1/2"	5 3/4"	43 3/8"	12 3/4"	40.8 lbs.	\$311.05
D240915DWRL00	24"x9"x15"	9"	7 1/4"	19 3/8"	12 3/4"	23.2 lbs.	\$262.75
D300915DWRL00	30"x9"x15"	9"	7 1/4"	25 3/8"	12 3/4"	28.2 lbs.	\$273.50
D360915DWRL00	36"x9"x15"	9"	7 1/4"	31 3/8"	12 3/4"	33.7 lbs.	\$290.40
D420915DWRL00	42"x9"x15"	9"	7 1/4"	37 3/8"	12 3/4"	39.6 lbs.	\$310.95
D480915DWRL00	48"x9"x15"	9"	7 1/4"	43 3/8"	12 3/4"	46.1 lbs.	\$333.95
D241015DWRL00	24"x10 1/2"x15"	10 1/2"	8 3/4"	19 3/8"	12 3/4"	25.9 lbs.	\$266.75
D301015DWRL00	30"x10 1/2"x15"	10 1/2"	8 3/4"	25 3/8"	12 3/4"	31.4 lbs.	\$279.50
D361015DWRL00	36"x10 1/2"x15"	10 1/2"	8 3/4"	31 3/8"	12 3/4"	37.5 lbs.	\$313.80
D421015DWRL00	42"x10 1/2"x15"	10 1/2"	8 3/4"	37 3/8"	12 3/4"	44.0 lbs.	\$317.40
D481015DWRL00	48"x10 1/2"x15"	10 1/2"	8 3/4"	43 3/8"	12 3/4"	51.0 lbs.	\$342.40
D241215DWRL00	24"x12"x15"	12"	10 1/4"	19 3/8"	12 3/4"	28.7 lbs.	\$273.60
D301215DWRL00	30"x12"x15"	12"	10 1/4"	25 3/8"	12 3/4"	34.8 lbs.	\$282.85
D361215DWRL00	36"x12"x15"	12"	10 1/4"	31 3/8"	12 3/4"	41.4 lbs.	\$323.45
D421215DWRL00	42"x12"x15"	12"	10 1/4"	37 3/8"	12 3/4"	48.5 lbs.	\$333.15
D481215DWRL00	48"x12"x15"	12"	10 1/4"	43 3/8"	12 3/4"	57.5 lbs.	\$328.80

DIVIDED DRAWERS

18" DEEP SHELVING WITH LOCK

ITEM NUMBER	W H D	DRAWER HEIGHT FRONT	DRAWER HEIGHT USABLE INSIDE	INSIDE DRAWER WIDTH	INSIDE DRAWER DEPTH	WT.	PRICE
D240618DWRL00	24"x6"x18"	6"	4¼"	19¾"	15¾"	20.5 lbs.	\$307.05
D300618DWRL00	30"x6"x18"	6"	4¼"	25¾"	15¾"	23.3 lbs.	\$314.20
D360618DWRL00	36"x6"x18"	6"	4¼"	31¾"	15¾"	27.6 lbs.	\$327.05
D420618DWRL00	42"x6"x18"	6"	4¼"	37¾"	15¾"	32.5 lbs.	\$332.70
D480618DWRL00	48"x6"x18"	6"	4¼"	43¾"	15¾"	37.8 lbs.	\$364.85
D240718DWRL00	24"x7½"x18"	7½"	5¾"	19¾"	15¾"	21.9 lbs.	\$300.90
D300718DWRL00	30"x7½"x18"	7½"	5¾"	25¾"	15¾"	26.3 lbs.	\$313.15
D360718DWRL00	36"x7½"x18"	7½"	5¾"	31¾"	15¾"	31.2 lbs.	\$320.30
D420718DWRL00	42"x7½"x18"	7½"	5¾"	37¾"	15¾"	36.6 lbs.	\$357.80
D480718DWRL00	48"x7½"x18"	7½"	5¾"	43¾"	15¾"	42.4 lbs.	\$375.85
D240918DWRL00	24"x9"x18"	9"	7¼"	19¾"	15¾"	24.4 lbs.	\$318.80
D300918DWRL00	30"x9"x18"	9"	7¼"	25¾"	15¾"	29.4 lbs.	\$332.70
D360918DWRL00	36"x9"x18"	9"	7¼"	31¾"	15¾"	34.9 lbs.	\$347.30
D420918DWRL00	42"x9"x18"	9"	7¼"	37¾"	15¾"	40.8 lbs.	\$379.55
D480918DWRL00	48"x9"x18"	9"	7¼"	43¾"	15¾"	47.2 lbs.	\$403.10
D241018DWRL00	24"x10½"x18"	10½"	8¾"	19¾"	15¾"	27.1 lbs.	\$330.65
D301018DWRL00	30"x10½"x18"	10½"	8¾"	25¾"	15¾"	32.6 lbs.	\$340.60
D361018DWRL00	36"x10½"x18"	10½"	8¾"	31¾"	15¾"	38.7 lbs.	\$384.95
D421018DWRL00	42"x10½"x18"	10½"	8¾"	37¾"	15¾"	45.2 lbs.	\$388.95
D481018DWRL00	48"x10½"x18"	10½"	8¾"	43¾"	15¾"	52.2 lbs.	\$413.30
D241218DWRL00	24"x12"x18"	12"	10¼"	19¾"	15¾"	29.9 lbs.	\$336.40
D301218DWRL00	30"x12"x18"	12"	10¼"	25¾"	15¾"	36.0 lbs.	\$345.55
D361218DWRL00	36"x12"x18"	12"	10¼"	31¾"	15¾"	42.6 lbs.	\$391.70
D421218DWRL00	42"x12"x18"	12"	10¼"	37¾"	15¾"	49.6 lbs.	\$406.40
D481218DWRL00	48"x12"x18"	12"	10¼"	43¾"	15¾"	57.2 lbs.	\$452.45

24" DEEP SHELVING WITH LOCK


ITEM NUMBER	W H D	DRAWER HEIGHT FRONT	DRAWER HEIGHT USABLE INSIDE	INSIDE DRAWER WIDTH	INSIDE DRAWER DEPTH	WT.	PRICE
D240624DWRL00	24"x6"x24"	6"	4¼"	19¾"	21¾"	23.8 lbs.	\$351.15
D300624DWRL00	30"x6"x24"	6"	4¼"	25¾"	21¾"	26.6 lbs.	\$356.95
D360624DWRL00	36"x6"x24"	6"	4¼"	31¾"	21¾"	31.0 lbs.	\$383.95
D420624DWRL00	42"x6"x24"	6"	4¼"	37¾"	21¾"	35.8 lbs.	\$389.75
D480624DWRL00	48"x6"x24"	6"	4¼"	43¾"	21¾"	41.1 lbs.	\$451.40
D240724DWRL00	24"x7½"x24"	7½"	5¾"	19¾"	21¾"	25.2 lbs.	\$341.80
D300724DWRL00	30"x7½"x24"	7½"	5¾"	25¾"	21¾"	29.6 lbs.	\$347.95
D360724DWRL00	36"x7½"x24"	7½"	5¾"	31¾"	21¾"	34.5 lbs.	\$375.30
D420724DWRL00	42"x7½"x24"	7½"	5¾"	37¾"	21¾"	39.9 lbs.	\$443.55
D480724DWRL00	48"x7½"x24"	7½"	5¾"	43¾"	21¾"	45.8 lbs.	\$460.50
D240924DWRL00	24"x9"x24"	9"	7¼"	19¾"	21¾"	27.7 lbs.	\$363.15
D300924DWRL00	30"x9"x24"	9"	7¼"	25¾"	21¾"	32.7 lbs.	\$388.20
D360924DWRL00	36"x9"x24"	9"	7¼"	31¾"	21¾"	38.2 lbs.	\$401.25
D420924DWRL00	42"x9"x24"	9"	7¼"	37¾"	21¾"	44.1 lbs.	\$464.95
D480924DWRL00	48"x9"x24"	9"	7¼"	43¾"	21¾"	50.6 lbs.	\$487.45
D241024DWRL00	24"x10½"x24"	10½"	8¾"	19¾"	21¾"	30.4 lbs.	\$364.35
D301024DWRL00	30"x10½"x24"	10½"	8¾"	25¾"	21¾"	36.0 lbs.	\$394.50
D361024DWRL00	36"x10½"x24"	10½"	8¾"	31¾"	21¾"	42.0 lbs.	\$469.15
D421024DWRL00	42"x10½"x24"	10½"	8¾"	37¾"	21¾"	48.5 lbs.	\$473.20
D481024DWRL00	48"x10½"x24"	10½"	8¾"	43¾"	21¾"	55.5 lbs.	\$497.65
D241224DWRL00	24"x12"x24"	12"	10¼"	19¾"	21¾"	33.2 lbs.	\$390.30
D301224DWRL00	30"x12"x24"	12"	10¼"	25¾"	21¾"	39.3 lbs.	\$399.50
D361224DWRL00	36"x12"x24"	12"	10¼"	31¾"	21¾"	45.9 lbs.	\$475.90
D421224DWRL00	42"x12"x24"	12"	10¼"	37¾"	21¾"	53.0 lbs.	\$490.70
D481224DWRL00	48"x12"x24"	12"	10¼"	43¾"	21¾"	60.5 lbs.	\$485.85

DIVIDED DRAWERS

DIVIDED DRAWER

Use Divided Drawers to turn Aurora Shelving into a cabinet with drawers for general storage. Front-to-back partitions and left-to-right dividers (ordered separately) allow a multitude of configurations.

With the unique double interlock safety feature, only one drawer can be opened at a time preventing the accidental opening of multiple drawers. Quik-Base should be used front and back for anchoring.



Each Filing and Divided Drawer requires two Thin-Line "TS" supports; order separately, refer to page 40 for ordering.

15" DEEP SHELVING WITHOUT LOCK

ITEM NUMBER	W H D	DRAWER HEIGHT		INSIDE DRAWER WIDTH	INSIDE DRAWER DEPTH	WT.	PRICE
		FRONT	USABLE INSIDE				
D240415DWR00	24"x4½"x15"	4½"	2¾"	19⅞"	12¾"	15.6 lbs.	\$146.50
D300415DWR00	30"x4½"x15"	4½"	2¾"	25⅞"	12¾"	19.3 lbs.	\$216.50
D360415DWR00	36"x4½"x15"	4½"	2¾"	31⅞"	12¾"	24.3 lbs.	\$217.65
D420415DWR00	42"x4½"x15"	4½"	2¾"	37⅞"	12¾"	27.6 lbs.	\$219.85
D480415DWR00	48"x4½"x15"	4½"	2¾"	43⅞"	12¾"	32.7 lbs.	\$214.30
D240615DWR00	24"x6"x15"	6"	4¼"	19⅞"	12¾"	18.9 lbs.	\$207.30
D300615DWR00	30"x6"x15"	6"	4¼"	25⅞"	12¾"	21.7 lbs.	\$216.20
D360615DWR00	36"x6"x15"	6"	4¼"	31⅞"	12¾"	26.0 lbs.	\$225.80
D420615DWR00	42"x6"x15"	6"	4¼"	37⅞"	12¾"	30.9 lbs.	\$230.15
D480615DWR00	48"x6"x15"	6"	4¼"	43⅞"	12¾"	36.2 lbs.	\$252.90
D240715DWR00	24"x7½"x15"	7½"	5¾"	19⅞"	12¾"	20.3 lbs.	\$215.75
D300715DWR00	30"x7½"x15"	7½"	5¾"	25⅞"	12¾"	24.7 lbs.	\$222.95
D360715DWR00	36"x7½"x15"	7½"	5¾"	31⅞"	12¾"	29.6 lbs.	\$230.40
D420715DWR00	42"x7½"x15"	7½"	5¾"	37⅞"	12¾"	35.0 lbs.	\$257.85
D480715DWR00	48"x7½"x15"	7½"	5¾"	43⅞"	12¾"	40.8 lbs.	\$276.20
D240915DWR00	24"x9"x15"	9"	7¼"	19⅞"	12¾"	23.2 lbs.	\$229.20
D300915DWR00	30"x9"x15"	9"	7¼"	25⅞"	12¾"	28.2 lbs.	\$239.25
D360915DWR00	36"x9"x15"	9"	7¼"	31⅞"	12¾"	33.7 lbs.	\$256.05
D420915DWR00	42"x9"x15"	9"	7¼"	37⅞"	12¾"	39.6 lbs.	\$275.95
D480915DWR00	48"x9"x15"	9"	7¼"	43⅞"	12¾"	46.1 lbs.	\$299.20
D241015DWR00	24"x10½"x15"	10½"	8¾"	19⅞"	12¾"	25.9 lbs.	\$233.30
D301015DWR00	30"x10½"x15"	10½"	8¾"	25⅞"	12¾"	31.4 lbs.	\$245.30
D361015DWR00	36"x10½"x15"	10½"	8¾"	31⅞"	12¾"	37.5 lbs.	\$279.45
D421015DWR00	42"x10½"x15"	10½"	8¾"	37⅞"	12¾"	44.0 lbs.	\$282.40
D481015DWR00	48"x10½"x15"	10½"	8¾"	43⅞"	12¾"	51.0 lbs.	\$307.55
D241215DWR00	24"x12"x15"	12"	10¼"	19⅞"	12¾"	28.7 lbs.	\$240.15
D301215DWR00	30"x12"x15"	12"	10¼"	25⅞"	12¾"	34.8 lbs.	\$248.60
D361215DWR00	36"x12"x15"	12"	10¼"	31⅞"	12¾"	41.4 lbs.	\$288.20
D421215DWR00	42"x12"x15"	12"	10¼"	37⅞"	12¾"	48.5 lbs.	\$298.15
D481215DWR00	48"x12"x15"	12"	10¼"	43⅞"	12¾"	57.5 lbs.	\$329.75

DIVIDED DRAWERS


18" DEEP SHELVING WITHOUT LOCK

ITEM NUMBER	W H D	DRAWER HEIGHT	DRAWER HEIGHT	INSIDE DRAWER	INSIDE DRAWER	WT.	PRICE
		FRONT	USABLE INSIDE	WIDTH	DEPTH		
D240418DWR00	24"x4½"x18"	4½"	2¾"	19¾"	15¾"	16.9 lbs.	\$191.05
D300418DWR00	30"x4½"x18"	4½"	2¾"	25½"	15¾"	21.4 lbs.	\$224.40
D360418DWR00	36"x4½"x18"	4½"	2¾"	31½"	15¾"	24.2 lbs.	\$263.70
D420418DWR00	42"x4½"x18"	4½"	2¾"	37½"	15¾"	28.8 lbs.	\$263.00
D480418DWR00	48"x4½"x18"	4½"	2¾"	43½"	15¾"	34.8 lbs.	\$296.70
D240618DWR00	24"x6"x18"	6"	4¼"	19¾"	15¾"	20.5 lbs.	\$259.60
D300618DWR00	30"x6"x18"	6"	4¼"	25½"	15¾"	23.3 lbs.	\$265.90
D360618DWR00	36"x6"x18"	6"	4¼"	31½"	15¾"	27.6 lbs.	\$278.70
D420618DWR00	42"x6"x18"	6"	4¼"	37½"	15¾"	32.5 lbs.	\$283.70
D480618DWR00	48"x6"x18"	6"	4¼"	43½"	15¾"	37.8 lbs.	\$316.00
D240718DWR00	24"x7½"x18"	7½"	5¾"	19¾"	15¾"	21.9 lbs.	\$267.45
D300718DWR00	30"x7½"x18"	7½"	5¾"	25½"	15¾"	26.3 lbs.	\$277.85
D360718DWR00	36"x7½"x18"	7½"	5¾"	31½"	15¾"	31.2 lbs.	\$285.20
D420718DWR00	42"x7½"x18"	7½"	5¾"	37½"	15¾"	36.6 lbs.	\$322.85
D480718DWR00	48"x7½"x18"	7½"	5¾"	43½"	15¾"	42.4 lbs.	\$341.05
D240918DWR00	24"x9"x18"	9"	7¼"	19¾"	15¾"	24.4 lbs.	\$285.25
D300918DWR00	30"x9"x18"	9"	7¼"	25½"	15¾"	29.4 lbs.	\$298.45
D360918DWR00	36"x9"x18"	9"	7¼"	31½"	15¾"	34.9 lbs.	\$313.05
D420918DWR00	42"x9"x18"	9"	7¼"	37½"	15¾"	40.8 lbs.	\$344.55
D480918DWR00	48"x9"x18"	9"	7¼"	43½"	15¾"	47.2 lbs.	\$368.25
D241018DWR00	24"x10½"x18"	10½"	8¾"	19¾"	15¾"	27.1 lbs.	\$297.20
D301018DWR00	30"x10½"x18"	10½"	8¾"	25½"	15¾"	32.6 lbs.	\$306.35
D361018DWR00	36"x10½"x18"	10½"	8¾"	31½"	15¾"	38.7 lbs.	\$350.65
D421018DWR00	42"x10½"x18"	10½"	8¾"	37½"	15¾"	45.2 lbs.	\$354.00
D481018DWR00	48"x10½"x18"	10½"	8¾"	43½"	15¾"	52.2 lbs.	\$378.50
D241218DWR00	24"x12"x18"	12"	10¼"	19¾"	15¾"	29.9 lbs.	\$302.90
D301218DWR00	30"x12"x18"	12"	10¼"	25½"	15¾"	36.0 lbs.	\$311.35
D361218DWR00	36"x12"x18"	12"	10¼"	31½"	15¾"	42.6 lbs.	\$356.45
D421218DWR00	42"x12"x18"	12"	10¼"	37½"	15¾"	49.6 lbs.	\$371.50
D481218DWR00	48"x12"x18"	12"	10¼"	43½"	15¾"	57.2 lbs.	\$453.45

24" DEEP SHELVING WITHOUT LOCK

ITEM NUMBER	W H D	DRAWER HEIGHT	DRAWER HEIGHT	INSIDE DRAWER	INSIDE DRAWER	WT.	PRICE
		FRONT	USABLE INSIDE	WIDTH	DEPTH		
D240424DWR00	24"x4½"x24"	4½"	2¾"	19¾"	21¾"	20.1 lbs.	\$233.90
D300424DWR00	30"x4½"x24"	4½"	2¾"	25½"	21¾"	21.7 lbs.	\$265.95
D360424DWR00	36"x4½"x24"	4½"	2¾"	31½"	21¾"	25.9 lbs.	\$269.90
D420424DWR00	42"x4½"x24"	4½"	2¾"	37½"	21¾"	31.4 lbs.	\$320.70
D480424DWR00	48"x4½"x24"	4½"	2¾"	43½"	21¾"	35.7 lbs.	\$351.80
D240624DWR00	24"x6"x24"	6"	4¼"	19¾"	21¾"	23.8 lbs.	\$303.65
D300624DWR00	30"x6"x24"	6"	4¼"	25½"	21¾"	26.6 lbs.	\$308.65
D360624DWR00	36"x6"x24"	6"	4¼"	31½"	21¾"	31.0 lbs.	\$335.60
D420624DWR00	42"x6"x24"	6"	4¼"	37½"	21¾"	35.8 lbs.	\$340.80
D480624DWR00	48"x6"x24"	6"	4¼"	43½"	21¾"	41.1 lbs.	\$402.60
D240724DWR00	24"x7½"x24"	7½"	5¾"	19¾"	21¾"	25.2 lbs.	\$308.30
D300724DWR00	30"x7½"x24"	7½"	5¾"	25½"	21¾"	29.6 lbs.	\$312.70
D360724DWR00	36"x7½"x24"	7½"	5¾"	31½"	21¾"	34.5 lbs.	\$340.20
D420724DWR00	42"x7½"x24"	7½"	5¾"	37½"	21¾"	39.9 lbs.	\$408.60
D480724DWR00	48"x7½"x24"	7½"	5¾"	43½"	21¾"	45.8 lbs.	\$425.70
D240924DWR00	24"x9"x24"	9"	7¼"	19¾"	21¾"	27.7 lbs.	\$329.65
D300924DWR00	30"x9"x24"	9"	7¼"	25½"	21¾"	32.7 lbs.	\$354.05
D360924DWR00	36"x9"x24"	9"	7¼"	31½"	21¾"	38.2 lbs.	\$366.90
D420924DWR00	42"x9"x24"	9"	7¼"	37½"	21¾"	44.1 lbs.	\$430.00
D480924DWR00	48"x9"x24"	9"	7¼"	43½"	21¾"	50.6 lbs.	\$452.65
D241024DWR00	24"x10½"x24"	10½"	8¾"	19¾"	21¾"	30.4 lbs.	\$330.90
D301024DWR00	30"x10½"x24"	10½"	8¾"	25½"	21¾"	36.0 lbs.	\$360.25
D361024DWR00	36"x10½"x24"	10½"	8¾"	31½"	21¾"	42.0 lbs.	\$434.80
D421024DWR00	42"x10½"x24"	10½"	8¾"	37½"	21¾"	48.5 lbs.	\$438.25
D481024DWR00	48"x10½"x24"	10½"	8¾"	43½"	21¾"	55.5 lbs.	\$462.85
D241224DWR00	24"x12"x24"	12"	10¼"	19¾"	21¾"	33.2 lbs.	\$356.90
D301224DWR00	30"x12"x24"	12"	10¼"	25½"	21¾"	39.3 lbs.	\$365.20
D361224DWR00	36"x12"x24"	12"	10¼"	31½"	21¾"	45.9 lbs.	\$440.65
D421224DWR00	42"x12"x24"	12"	10¼"	37½"	21¾"	53.0 lbs.	\$455.75
D481224DWR00	48"x12"x24"	12"	10¼"	43½"	21¾"	60.5 lbs.	\$486.85

DIVIDED DRAWERS ACCESSORIES



ELECTRONIC KEYPAD LOCK

The horizontal Electronic Keypad Lock replaces the Key Assembly on Aurora Shelving Filing & Divided Lock Drawers. Available in Black or Chrome color with an option Key-Fob for remote access, Lock has a 10 Year Lithium Battery. Locking drawer must be ordered separately.

Dimensions: 5”L x 1”W x 2”D
Weight: < 1 Lb.

ELECTRONIC KEYPAD LOCK

ITEM NUMBER	DESCRIPTION	WT.	PRICE
14008899C1	Chrome	<1 lb.	\$388.00
14008899B1	Black	<1 lb.	\$388.00

ELECTRONIC KEYPAD LOCK W/ KEY-FOB

ITEM NUMBER	DESCRIPTION	WT.	PRICE
14008899C2	Chrome	<1 lb.	\$776.00
14008899B2	Black	<1 lb.	\$776.00

PARTITIONS - DIVIDED DRAWERS ONLY

Partitions run front to back and are seated into slots on the inside drawer back and front. Partitions are removable for reconfiguration.

PARTITIONS (FRONT TO BACK)

ITEM NUMBER	D	H	WT.	PRICE
1504PAR00	15"	x 4½"	0.4 lbs.	\$15.60
1504PAR00	15"	x 4½"	0.4 lbs.	\$15.60
1506PAR00	15"	x 6"	0.6 lbs.	\$15.60
1507PAR00	15"	x 7½"	0.7 lbs.	\$15.60
1509PAR00	15"	x 9"	1.0 lbs.	\$16.70
1510PAR00	15"	x 10½"	1.1 lbs.	\$16.70
1512PAR00	15"	x 12"	1.3 lbs.	\$21.30
1804PAR00	18"	x 4½"	0.5 lbs.	\$15.60
1806PAR00	18"	x 6"	0.7 lbs.	\$15.60
1807PAR00	18"	x 7½"	0.9 lbs.	\$15.60
1809PAR00	18"	x 9"	1.2 lbs.	\$16.70
1810PAR00	18"	x 10½"	1.3 lbs.	\$16.70
1812PAR00	18"	x 12"	1.6 lbs.	\$21.30
2404PAR00	24"	x 4½"	0.7 lbs.	\$15.60
2406PAR00	24"	x 6"	1.0 lbs.	\$15.60
2407PAR00	24"	x 7½"	1.2 lbs.	\$15.60
2409PAR00	24"	x 9"	1.6 lbs.	\$16.70
2410PAR00	24"	x 10½"	1.8 lbs.	\$16.70
2412PAR00	24"	x 12"	2.2 lbs.	\$21.30

DIVIDER NUMBER KEY



DIVIDERS

Dividers run left to right and are seated into slots on the partitions or drawer sides. Dividers are removable for reconfiguration.

DIVIDERS (LEFT TO RIGHT)

ITEM NUMBER	W	H	WT.	PRICE
240403DIV00	24"	x 4½"	with 3 spaces	0.1 lbs. \$2.50
300403DIV00	30"	x 4½"	with 3 spaces	0.2 lbs. \$2.50
360403DIV00	36"	x 4½"	with 3 spaces	0.2 lbs. \$2.50
420403DIV00	42"	x 4½"	with 3 spaces	0.3 lbs. \$2.50
480403DIV00	48"	x 4½"	with 3 spaces	0.3 lbs. \$2.50

Each Filing and Divided Drawer requires two Thin-Line "TS" supports; order separately, refer to page 40 for ordering.

DIVIDERS (LEFT TO RIGHT)

ITEM NUMBER	W	H	WT.	PRICE
240404DIV00	24"	x 4½"	with 4 spaces	0.1 lbs. \$2.50
300404DIV00	30"	x 4½"	with 4 spaces	0.1 lbs. \$2.50
360404DIV00	36"	x 4½"	with 4 spaces	0.2 lbs. \$2.50
420404DIV00	42"	x 4½"	with 4 spaces	0.2 lbs. \$2.50
480404DIV00	48"	x 4½"	with 4 spaces	0.2 lbs. \$2.50
240405DIV00	24"	x 4½"	with 5 spaces	0.1 lbs. \$2.50
300405DIV00	30"	x 4½"	with 5 spaces	0.1 lbs. \$2.50
360405DIV00	36"	x 4½"	with 5 spaces	0.1 lbs. \$2.50
420405DIV00	42"	x 4½"	with 5 spaces	0.2 lbs. \$2.50
480405DIV00	48"	x 4½"	with 5 spaces	0.2 lbs. \$2.50
240406DIV00	24"	x 4½"	with 6 spaces	0.1 lbs. \$2.50
300406DIV00	30"	x 4½"	with 6 spaces	0.1 lbs. \$2.50
360406DIV00	36"	x 4½"	with 6 spaces	0.1 lbs. \$2.50
420406DIV00	42"	x 4½"	with 6 spaces	0.1 lbs. \$2.50
480406DIV00	48"	x 4½"	with 6 spaces	0.2 lbs. \$2.50
240408DIV00	24"	x 4½"	with 8 spaces	0.1 lbs. \$2.50
300408DIV00	30"	x 4½"	with 8 spaces	0.1 lbs. \$2.50
360408DIV00	36"	x 4½"	with 8 spaces	0.1 lbs. \$2.50
420408DIV00	42"	x 4½"	with 8 spaces	0.1 lbs. \$2.50
480408DIV00	48"	x 4½"	with 8 spaces	0.1 lbs. \$2.50
240603DIV00	24"	x 6"	with 3 spaces	0.2 lbs. \$2.50
300603DIV00	30"	x 6"	with 3 spaces	0.3 lbs. \$2.50
360603DIV00	36"	x 6"	with 3 spaces	0.4 lbs. \$2.50
420603DIV00	42"	x 6"	with 3 spaces	0.4 lbs. \$2.50
480603DIV00	48"	x 6"	with 3 spaces	0.5 lbs. \$2.50
240604DIV00	24"	x 6"	with 4 spaces	0.2 lbs. \$2.50
300604DIV00	30"	x 6"	with 4 spaces	0.2 lbs. \$2.50
360604DIV00	36"	x 6"	with 4 spaces	0.3 lbs. \$2.50
420604DIV00	42"	x 6"	with 4 spaces	0.3 lbs. \$2.50
480604DIV00	48"	x 6"	with 4 spaces	0.4 lbs. \$2.50
240605DIV00	24"	x 6"	with 5 spaces	0.1 lbs. \$2.50
300605DIV00	30"	x 6"	with 5 spaces	0.2 lbs. \$2.50
360605DIV00	36"	x 6"	with 5 spaces	0.2 lbs. \$2.50
420605DIV00	42"	x 6"	with 5 spaces	0.3 lbs. \$2.50
480605DIV00	48"	x 6"	with 5 spaces	0.3 lbs. \$2.50
240606DIV00	24"	x 6"	with 6 spaces	0.1 lbs. \$2.50
300606DIV00	30"	x 6"	with 6 spaces	0.1 lbs. \$2.50
360606DIV00	36"	x 6"	with 6 spaces	0.2 lbs. \$2.50
420606DIV00	42"	x 6"	with 6 spaces	0.2 lbs. \$2.50
480606DIV00	48"	x 6"	with 6 spaces	0.2 lbs. \$2.50
240608DIV00	24"	x 6"	with 8 spaces	0.1 lbs. \$2.50
300608DIV00	30"	x 6"	with 8 spaces	0.1 lbs. \$2.50
360608DIV00	36"	x 6"	with 8 spaces	0.1 lbs. \$2.50
420608DIV00	42"	x 6"	with 8 spaces	0.2 lbs. \$2.50
480608DIV00	48"	x 6"	with 8 spaces	0.2 lbs. \$2.50
240703DIV00	24"	x 7½"	with 3 spaces	0.3 lbs. \$2.50
300703DIV00	30"	x 7½"	with 3 spaces	0.4 lbs. \$2.50
360703DIV00	36"	x 7½"	with 3 spaces	0.5 lbs. \$2.50
420703DIV00	42"	x 7½"	with 3 spaces	0.6 lbs. \$2.50
480703DIV00	48"	x 7½"	with 3 spaces	0.7 lbs. \$2.50
240704DIV00	24"	x 7½"	with 4 spaces	0.2 lbs. \$2.50
300704DIV00	30"	x 7½"	with 4 spaces	0.3 lbs. \$2.50
360704DIV00	36"	x 7½"	with 4 spaces	0.4 lbs. \$2.50
420704DIV00	42"	x 7½"	with 4 spaces	0.4 lbs. \$2.50
480704DIV00	48"	x 7½"	with 4 spaces	0.5 lbs. \$2.50
240705DIV00	24"	x 7½"	with 5 spaces	0.2 lbs. \$2.50
300705DIV00	30"	x 7½"	with 5 spaces	0.2 lbs. \$2.50
360705DIV00	36"	x 7½"	with 5 spaces	0.3 lbs. \$2.50
420705DIV00	42"	x 7½"	with 5 spaces	0.4 lbs. \$2.50
480705DIV00	48"	x 7½"	with 5 spaces	0.4 lbs. \$2.50

DIVIDED DRAWERS ACCESSORIES

Each Filing and Divided Drawer requires two Thin-Line "TS" supports; order separately, refer to page 40 for ordering.

ITEM NUMBER	W	H	WT.	PRICE	ITEM NUMBER	W	H	WT.	PRICE		
240706DIV00	24"	x 7½"	with 6 spaces	0.2 lbs.	\$2.50	241203DIV00	24"	x 12"	with 3 spaces	0.6 lbs.	\$2.50
300706DIV00	30"	x 7½"	with 6 spaces	0.2 lbs.	\$2.50	301203DIV00	30"	x 12"	with 3 spaces	0.7 lbs.	\$2.50
360706DIV00	36"	x 7½"	with 6 spaces	0.2 lbs.	\$2.50	361203DIV00	36"	x 12"	with 3 spaces	0.9 lbs.	\$2.50
420706DIV00	42"	x 7½"	with 6 spaces	0.3 lbs.	\$2.50	421203DIV00	42"	x 12"	with 3 spaces	1.1 lbs.	\$2.50
480706DIV00	48"	x 7½"	with 6 spaces	0.3 lbs.	\$2.50	481203DIV00	48"	x 12"	with 3 spaces	1.2 lbs.	\$2.50
240708DIV00	24"	x 7½"	with 8 spaces	0.1 lbs.	\$2.50	241204DIV00	24"	x 12"	with 4 spaces	0.4 lbs.	\$2.50
300708DIV00	30"	x 7½"	with 8 spaces	0.2 lbs.	\$2.50	301204DIV00	30"	x 12"	with 4 spaces	0.6 lbs.	\$2.50
360708DIV00	36"	x 7½"	with 8 spaces	0.2 lbs.	\$2.50	361204DIV00	36"	x 12"	with 4 spaces	0.7 lbs.	\$2.50
420708DIV00	42"	x 7½"	with 8 spaces	0.2 lbs.	\$2.50	421204DIV00	42"	x 12"	with 4 spaces	0.8 lbs.	\$2.50
480708DIV00	48"	x 7½"	with 8 spaces	0.3 lbs.	\$2.50	481204DIV00	48"	x 12"	with 4 spaces	0.9 lbs.	\$2.50
240903DIV00	24"	x 9"	with 3 spaces	0.4 lbs.	\$2.50	241206DIV00	24"	x 12"	with 6 spaces	0.3 lbs.	\$2.50
300903DIV00	30"	x 9"	with 3 spaces	0.5 lbs.	\$2.50	301206DIV00	30"	x 12"	with 6 spaces	0.4 lbs.	\$2.50
360903DIV00	36"	x 9"	with 3 spaces	0.6 lbs.	\$2.50	361206DIV00	36"	x 12"	with 6 spaces	0.4 lbs.	\$2.50
420903DIV00	42"	x 9"	with 3 spaces	0.8 lbs.	\$2.50	421206DIV00	42"	x 12"	with 6 spaces	0.5 lbs.	\$2.50
480903DIV00	48"	x 9"	with 3 spaces	0.9 lbs.	\$2.50	481206DIV00	48"	x 12"	with 6 spaces	0.6 lbs.	\$2.50
240904DIV00	24"	x 9"	with 4 spaces	0.3 lbs.	\$2.50	241208DIV00	24"	x 12"	with 8 spaces	0.2 lbs.	\$2.50
300904DIV00	30"	x 9"	with 4 spaces	0.4 lbs.	\$2.50	301208DIV00	30"	x 12"	with 8 spaces	0.3 lbs.	\$2.50
360904DIV00	36"	x 9"	with 4 spaces	0.5 lbs.	\$2.50	361208DIV00	36"	x 12"	with 8 spaces	0.3 lbs.	\$2.50
420904DIV00	42"	x 9"	with 4 spaces	0.6 lbs.	\$2.50	421208DIV00	42"	x 12"	with 8 spaces	0.4 lbs.	\$2.50
480904DIV00	48"	x 9"	with 4 spaces	0.7 lbs.	\$2.50						

DIVIDERS (LEFT TO RIGHT)

ITEM NUMBER	W	H	WT.	PRICE	
240905DIV00	24"	x 9"	with 5 spaces	0.2 lbs.	\$2.50
300905DIV00	30"	x 9"	with 5 spaces	0.3 lbs.	\$2.50
360905DIV00	36"	x 9"	with 5 spaces	0.4 lbs.	\$2.50
420905DIV00	42"	x 9"	with 5 spaces	0.5 lbs.	\$2.50
480905DIV00	48"	x 9"	with 5 spaces	0.5 lbs.	\$2.50
240906DIV00	24"	x 9"	with 6 spaces	0.2 lbs.	\$2.50
300906DIV00	30"	x 9"	with 6 spaces	0.3 lbs.	\$2.50
360906DIV00	36"	x 9"	with 6 spaces	0.3 lbs.	\$2.50
420906DIV00	42"	x 9"	with 6 spaces	0.4 lbs.	\$2.50
480906DIV00	48"	x 9"	with 6 spaces	0.4 lbs.	\$2.50
240908DIV00	24"	x 9"	with 8 spaces	0.1 lbs.	\$2.50
300908DIV00	30"	x 9"	with 8 spaces	0.2 lbs.	\$2.50
360908DIV00	36"	x 9"	with 8 spaces	0.2 lbs.	\$2.50
420908DIV00	42"	x 9"	with 8 spaces	0.3 lbs.	\$2.50
480908DIV00	48"	x 9"	with 8 spaces	0.3 lbs.	\$2.50
241003DIV00	24"	x 10½"	with 3 spaces	0.5 lbs.	\$2.50
301003DIV00	30"	x 10½"	with 3 spaces	0.6 lbs.	\$2.50
361003DIV00	36"	x 10½"	with 3 spaces	0.8 lbs.	\$2.50
421003DIV00	42"	x 10½"	with 3 spaces	0.9 lbs.	\$2.50
481003DIV00	48"	x 10½"	with 3 spaces	1.1 lbs.	\$2.50
241004DIV00	24"	x 10½"	with 4 spaces	0.4 lbs.	\$2.50
301004DIV00	30"	x 10½"	with 4 spaces	0.5 lbs.	\$2.50
361004DIV00	36"	x 10½"	with 4 spaces	0.6 lbs.	\$2.50
421004DIV00	42"	x 10½"	with 4 spaces	0.7 lbs.	\$2.50
481004DIV00	48"	x 10½"	with 4 spaces	0.8 lbs.	\$2.50
241005DIV00	24"	x 10½"	with 5 spaces	0.3 lbs.	\$2.50
301005DIV00	30"	x 10½"	with 5 spaces	0.4 lbs.	\$2.50
361005DIV00	36"	x 10½"	with 5 spaces	0.5 lbs.	\$2.50
421005DIV00	42"	x 10½"	with 5 spaces	0.5 lbs.	\$2.50
481005DIV00	48"	x 10½"	with 5 spaces	0.6 lbs.	\$2.50
241006DIV00	24"	x 10½"	with 6 spaces	0.2 lbs.	\$2.50
301006DIV00	30"	x 10½"	with 6 spaces	0.3 lbs.	\$2.50
361006DIV00	36"	x 10½"	with 6 spaces	0.4 lbs.	\$2.50
421006DIV00	42"	x 10½"	with 6 spaces	0.5 lbs.	\$2.50
481006DIV00	48"	x 10½"	with 6 spaces	0.5 lbs.	\$2.50
241008DIV00	24"	x 10½"	with 8 spaces	0.2 lbs.	\$2.50
301008DIV00	30"	x 10½"	with 8 spaces	0.2 lbs.	\$2.50
361008DIV00	36"	x 10½"	with 8 spaces	0.3 lbs.	\$2.50
421008DIV00	42"	x 10½"	with 8 spaces	0.3 lbs.	\$2.50
481008DIV00	48"	x 10½"	with 8 spaces	0.4 lbs.	\$2.50

DRAWER SLIDE BRACKET FOR 30" DEEP UNIT*

ITEM NUMBER	DESCRIPTION	WT.	PRICE
3004SBPK00	4" Drawer Bracket	8.6 lbs.	\$68.80
30SBPK00	Drawer Bracket all Other Drawer Heights	8.3 lbs.	\$100.15

*Does not include slides. Slides are included with drawer.

Note: When using drawers on depths other than 15", 18" and 24" consult Customer Service for availability.

DIVIDED DRAWERS

Drawer Size		Clearance		USABLE AREA (Inside Dimensions)				
DRAWER HEIGHT	DRAWER DEPTH	HEIGHT	DEPTH	24" Wide	30" Wide	36" Wide	42" Wide	48" Wide
				WIDTH	WIDTH	WIDTH	WIDTH	WIDTH
4.5"	15	2.77	12.79	19.87	25.87	31.87	37.87	43.87
	18		15.79					
	24		21.79					
6"	15	4.27	12.79					
	18		15.79					
	24		21.79					
7.5"	15	5.77	12.79					
	18		15.79					
	24		21.79					
9"	15	7.27	12.79					
	18		15.79					
	24		21.79					
10.5"	15	8.77	12.79					
	18		15.79					
	24		21.79					
12"	15	10.27	12.79					
	18		15.79					
	24		21.79					

NUMBER OF OPENINGS	DRAWER DEPTH	Clearance DEPTH	USABLE AREA BETWEEN PARTITION (Right to Left)				
			24" Wide	30" Wide	36" Wide	42" Wide	48" Wide
			WIDTH				
3	15	12.79	6.33	8.33	10.33	12.33	14.33
	18	15.79					
	24	21.79					
4	15	12.79	4.63	6.13	7.63	9.13	10.63
	18	15.79					
	24	21.79					
5	15	12.79	3.62	4.82	6.02	7.22	8.42
	18	15.79					
	24	21.79					
6	15	12.79	2.94	3.94	4.94	5.94	6.94
	18	15.79					
	24	21.79					
8	15	12.79	2.09	2.84	3.59	4.34	5.09
	18	15.79					
	24	21.79					

Weight Load: Slides are rated at 180 pounds per pair.

LAMINATED FILLER END PANELS

ITEM NUMBER	W	D	H	WT.	PRICE
0940LFS00	8 ³ / ₁₆ "	x ³ / ₄ "	x40 ¹ / ₈ "	7.4 lbs.	\$250.90
1040LFS00	9 ³ / ₁₆ "	x ³ / ₄ "	x40 ¹ / ₈ "	8.4 lbs.	\$250.90
1240LFS00	11 ³ / ₁₆ "	x ³ / ₄ "	x40 ¹ / ₈ "	10.2 lbs.	\$250.90
1340LFS00	12 ³ / ₁₆ "	x ³ / ₄ "	x40 ¹ / ₈ "	11.1 lbs.	\$250.90
1540LFS00	14 ³ / ₁₆ "	x ³ / ₄ "	x40 ¹ / ₈ "	12.9 lbs.	\$250.90
1640LFS00	15 ³ / ₁₆ "	x ³ / ₄ "	x40 ¹ / ₈ "	13.8 lbs.	\$266.60
1840LFS00	17 ³ / ₁₆ "	x ³ / ₄ "	x40 ¹ / ₈ "	15.6 lbs.	\$266.60
2040LFS00	19 ³ / ₁₆ "	x ³ / ₄ "	x40 ¹ / ₈ "	17.4 lbs.	\$266.60
2440LFS00	23 ³ / ₁₆ "	x ³ / ₄ "	x40 ¹ / ₈ "	21.1 lbs.	\$297.90
2640LFS00	25 ³ / ₁₆ "	x ³ / ₄ "	x40 ¹ / ₈ "	22.9 lbs.	\$297.90
3040LFS00	29 ³ / ₁₆ "	x ³ / ₄ "	x40 ¹ / ₈ "	26.5 lbs.	\$297.90
3240LFS00	31 ³ / ₁₆ "	x ³ / ₄ "	x40 ¹ / ₈ "	28.3 lbs.	\$297.90
3640LFS00	35 ³ / ₁₆ "	x ³ / ₄ "	x40 ¹ / ₈ "	32 lbs.	\$297.90

ITEM NUMBER	W	D	H	WT.	PRICE
0964LFS00	8 ³ / ₁₆ "	x ³ / ₄ "	x64 ¹ / ₈ "	11.9 lbs.	\$250.90
1064LFS00	9 ³ / ₁₆ "	x ³ / ₄ "	x64 ¹ / ₈ "	13.3 lbs.	\$250.90
1264LFS00	11 ³ / ₁₆ "	x ³ / ₄ "	x64 ¹ / ₈ "	16.2 lbs.	\$250.90
1364LFS00	12 ³ / ₁₆ "	x ³ / ₄ "	x64 ¹ / ₈ "	17.7 lbs.	\$250.90
1564LFS00	14 ³ / ₁₆ "	x ³ / ₄ "	x64 ¹ / ₈ "	20.6 lbs.	\$250.90
1664LFS00	15 ³ / ₁₆ "	x ³ / ₄ "	x64 ¹ / ₈ "	22.1 lbs.	\$266.60
1864LFS00	17 ³ / ₁₆ "	x ³ / ₄ "	x64 ¹ / ₈ "	25 lbs.	\$266.60
2064LFS00	19 ³ / ₁₆ "	x ³ / ₄ "	x64 ¹ / ₈ "	27.9 lbs.	\$266.60
2464LFS00	23 ³ / ₁₆ "	x ³ / ₄ "	x64 ¹ / ₈ "	33.7 lbs.	\$297.90
2664LFS00	25 ³ / ₁₆ "	x ³ / ₄ "	x64 ¹ / ₈ "	36.6 lbs.	\$297.90
3064LFS00	29 ³ / ₁₆ "	x ³ / ₄ "	x64 ¹ / ₈ "	42.4 lbs.	\$297.90
3264LFS00	31 ³ / ₁₆ "	x ³ / ₄ "	x64 ¹ / ₈ "	45.3 lbs.	\$297.90
3664LFS00	35 ³ / ₁₆ "	x ³ / ₄ "	x64 ¹ / ₈ "	51.1 lbs.	\$297.90

ITEM NUMBER	W	D	H	WT.	PRICE
0976LFS00	8 ³ / ₁₆ "	x ³ / ₄ "	x76 ¹ / ₈ "	14.1 lbs.	\$250.90
1076LFS00	9 ³ / ₁₆ "	x ³ / ₄ "	x76 ¹ / ₈ "	15.8 lbs.	\$250.90
1276LFS00	11 ³ / ₁₆ "	x ³ / ₄ "	x76 ¹ / ₈ "	19.3 lbs.	\$250.90
1376LFS00	12 ³ / ₁₆ "	x ³ / ₄ "	x76 ¹ / ₈ "	21 lbs.	\$250.90
1576LFS00	14 ³ / ₁₆ "	x ³ / ₄ "	x76 ¹ / ₈ "	24.5 lbs.	\$250.90
1676LFS00	15 ³ / ₁₆ "	x ³ / ₄ "	x76 ¹ / ₈ "	26.2 lbs.	\$266.60
1876LFS00	17 ³ / ₁₆ "	x ³ / ₄ "	x76 ¹ / ₈ "	29.6 lbs.	\$266.60
2076LFS00	19 ³ / ₁₆ "	x ³ / ₄ "	x76 ¹ / ₈ "	33.1 lbs.	\$266.60
2476LFS00	23 ³ / ₁₆ "	x ³ / ₄ "	x76 ¹ / ₈ "	40 lbs.	\$297.90
2676LFS00	25 ³ / ₁₆ "	x ³ / ₄ "	x76 ¹ / ₈ "	43.4 lbs.	\$329.30
3076LFS00	29 ³ / ₁₆ "	x ³ / ₄ "	x76 ¹ / ₈ "	50.3 lbs.	\$368.55
3276LFS00	31 ³ / ₁₆ "	x ³ / ₄ "	x76 ¹ / ₈ "	53.8 lbs.	\$368.55
3676LFS00	35 ³ / ₁₆ "	x ³ / ₄ "	x76 ¹ / ₈ "	60.6 lbs.	\$368.55

ITEM NUMBER	W	D	H	WT.	PRICE
0985LFS00	8 ³ / ₁₆ "	x ³ / ₄ "	x85 ¹ / ₈ "	15.8 lbs.	\$250.90
1085LFS00	9 ³ / ₁₆ "	x ³ / ₄ "	x85 ¹ / ₈ "	17.7 lbs.	\$250.90
1285LFS00	11 ³ / ₁₆ "	x ³ / ₄ "	x85 ¹ / ₈ "	21.6 lbs.	\$250.90
1385LFS00	12 ³ / ₁₆ "	x ³ / ₄ "	x85 ¹ / ₈ "	23.5 lbs.	\$250.90
1585LFS00	14 ³ / ₁₆ "	x ³ / ₄ "	x85 ¹ / ₈ "	27.3 lbs.	\$250.90
1685LFS00	15 ³ / ₁₆ "	x ³ / ₄ "	x85 ¹ / ₈ "	29.3 lbs.	\$266.60
1885LFS00	17 ³ / ₁₆ "	x ³ / ₄ "	x85 ¹ / ₈ "	33.1 lbs.	\$266.60
2085LFS00	19 ³ / ₁₆ "	x ³ / ₄ "	x85 ¹ / ₈ "	37 lbs.	\$266.60
2485LFS00	23 ³ / ₁₆ "	x ³ / ₄ "	x85 ¹ / ₈ "	44.7 lbs.	\$297.90
2685LFS00	25 ³ / ₁₆ "	x ³ / ₄ "	x85 ¹ / ₈ "	48.5 lbs.	\$329.30
3085LFS00	29 ³ / ₁₆ "	x ³ / ₄ "	x85 ¹ / ₈ "	56.3 lbs.	\$368.55
3285LFS00	31 ³ / ₁₆ "	x ³ / ₄ "	x85 ¹ / ₈ "	60.1 lbs.	\$368.55
3685LFS00	35 ³ / ₁₆ "	x ³ / ₄ "	x85 ¹ / ₈ "	67.8 lbs.	\$368.55

ITEM NUMBER	W	D	H	WT.	PRICE
0988LFS00	8 ³ / ₁₆ "	x ³ / ₄ "	x88 ¹ / ₈ "	16.3 lbs.	\$250.90
1088LFS00	9 ³ / ₁₆ "	x ³ / ₄ "	x88 ¹ / ₈ "	18.3 lbs.	\$250.90
1288LFS00	11 ³ / ₁₆ "	x ³ / ₄ "	x88 ¹ / ₈ "	22.3 lbs.	\$250.90
1388LFS00	12 ³ / ₁₆ "	x ³ / ₄ "	x88 ¹ / ₈ "	24.3 lbs.	\$250.90
1588LFS00	14 ³ / ₁₆ "	x ³ / ₄ "	x88 ¹ / ₈ "	28.3 lbs.	\$250.90
1688LFS00	15 ³ / ₁₆ "	x ³ / ₄ "	x88 ¹ / ₈ "	30.3 lbs.	\$266.60
1888LFS00	17 ³ / ₁₆ "	x ³ / ₄ "	x88 ¹ / ₈ "	34.3 lbs.	\$266.60
2088LFS00	19 ³ / ₁₆ "	x ³ / ₄ "	x88 ¹ / ₈ "	38.3 lbs.	\$266.60
2488LFS00	23 ³ / ₁₆ "	x ³ / ₄ "	x88 ¹ / ₈ "	46.3 lbs.	\$297.90
2688LFS00	25 ³ / ₁₆ "	x ³ / ₄ "	x88 ¹ / ₈ "	50.3 lbs.	\$329.30
3088LFS00	29 ³ / ₁₆ "	x ³ / ₄ "	x88 ¹ / ₈ "	58.2 lbs.	\$368.55
3288LFS00	31 ³ / ₁₆ "	x ³ / ₄ "	x88 ¹ / ₈ "	62.2 lbs.	\$368.55
3688LFS00	35 ³ / ₁₆ "	x ³ / ₄ "	x88 ¹ / ₈ "	70.2 lbs.	\$368.55

Laminated filler panels are recommended for use with Closed "T" Uprights on standard Quik-Lok, Open Shelf Filing and X-Ray Shelving Units. When laminated filler panels are used with Library or Double Wall Shelving Units a special "T" style upright must be used. The suffix - WTS should be used when ordering these uprights.

LAMINATED FILLER END PANELS

ITEM NUMBER	W	D	H	WT.	PRICE
0997LFS00	8 ³ / ₁₆ "	x ³ / ₄ "	x97 ¹ / ₈ "	18 lbs.	\$250.90
1097LFS00	9 ³ / ₁₆ "	x ³ / ₄ "	x97 ¹ / ₈ "	20.2 lbs.	\$250.90
1297LFS00	11 ³ / ₁₆ "	x ³ / ₄ "	x97 ¹ / ₈ "	24.6 lbs.	\$250.90
1397LFS00	12 ³ / ₁₆ "	x ³ / ₄ "	x97 ¹ / ₈ "	26.8 lbs.	\$250.90
1597LFS00	14 ³ / ₁₆ "	x ³ / ₄ "	x97 ¹ / ₈ "	31.2 lbs.	\$250.90
1697LFS00	15 ³ / ₁₆ "	x ³ / ₄ "	x97 ¹ / ₈ "	33.4 lbs.	\$266.60
1897LFS00	17 ³ / ₁₆ "	x ³ / ₄ "	x97 ¹ / ₈ "	37.8 lbs.	\$266.60
2097LFS00	19 ³ / ₁₆ "	x ³ / ₄ "	x97 ¹ / ₈ "	42.2 lbs.	\$266.60
2497LFS00	23 ³ / ₁₆ "	x ³ / ₄ "	x97 ¹ / ₈ "	51 lbs.	\$297.90
2697LFS00	25 ³ / ₁₆ "	x ³ / ₄ "	x97 ¹ / ₈ "	55.4 lbs.	\$329.30
3097LFS00	29 ³ / ₁₆ "	x ³ / ₄ "	x97 ¹ / ₈ "	64.2 lbs.	\$368.55
3297LFS00	31 ³ / ₁₆ "	x ³ / ₄ "	x97 ¹ / ₈ "	68.6 lbs.	\$368.55
3697LFS00	35 ³ / ₁₆ "	x ³ / ₄ "	x97 ¹ / ₈ "	77.4 lbs.	\$368.55

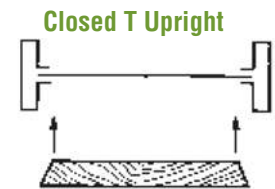
ITEM NUMBER	W	D	H	WT.	PRICE
09100LFS00	8 ³ / ₁₆ "	x ³ / ₄ "	x100 ¹ / ₈ "	18.6 lbs.	\$274.45
10100LFS00	9 ³ / ₁₆ "	x ³ / ₄ "	x100 ¹ / ₈ "	20.8 lbs.	\$274.45
12100LFS00	11 ³ / ₁₆ "	x ³ / ₄ "	x100 ¹ / ₈ "	25.4 lbs.	\$274.45
13100LFS00	12 ³ / ₁₆ "	x ³ / ₄ "	x100 ¹ / ₈ "	27.6 lbs.	\$274.45
15100LFS00	14 ³ / ₁₆ "	x ³ / ₄ "	x100 ¹ / ₈ "	32.2 lbs.	\$274.45
16100LFS00	15 ³ / ₁₆ "	x ³ / ₄ "	x100 ¹ / ₈ "	34.4 lbs.	\$290.15
18100LFS00	17 ³ / ₁₆ "	x ³ / ₄ "	x100 ¹ / ₈ "	39 lbs.	\$290.15
20100LFS00	19 ³ / ₁₆ "	x ³ / ₄ "	x100 ¹ / ₈ "	43.5 lbs.	\$290.15
24100LFS00	23 ³ / ₁₆ "	x ³ / ₄ "	x100 ¹ / ₈ "	52.6 lbs.	\$321.45
26100LFS00	25 ³ / ₁₆ "	x ³ / ₄ "	x100 ¹ / ₈ "	57.1 lbs.	\$345.00
30100LFS00	29 ³ / ₁₆ "	x ³ / ₄ "	x100 ¹ / ₈ "	66.2 lbs.	\$384.15
32100LFS00	31 ³ / ₁₆ "	x ³ / ₄ "	x100 ¹ / ₈ "	70.7 lbs.	\$384.15
36100LFS00	35 ³ / ₁₆ "	x ³ / ₄ "	x100 ¹ / ₈ "	79.8 lbs.	\$384.15

ITEM NUMBER	W	D	H	WT.	PRICE
09121LFS00	8 ³ / ₁₆ "	x ³ / ₄ "	x121 ¹ / ₈ "	22.5 lbs.	\$297.90
10121LFS00	9 ³ / ₁₆ "	x ³ / ₄ "	x121 ¹ / ₈ "	25.2 lbs.	\$297.90
12121LFS00	11 ³ / ₁₆ "	x ³ / ₄ "	x121 ¹ / ₈ "	30.7 lbs.	\$297.90
13121LFS00	12 ³ / ₁₆ "	x ³ / ₄ "	x121 ¹ / ₈ "	33.4 lbs.	\$297.90
15121LFS00	14 ³ / ₁₆ "	x ³ / ₄ "	x121 ¹ / ₈ "	38.9 lbs.	\$297.90
16121LFS00	15 ³ / ₁₆ "	x ³ / ₄ "	x121 ¹ / ₈ "	41.7 lbs.	\$313.55
18121LFS00	17 ³ / ₁₆ "	x ³ / ₄ "	x121 ¹ / ₈ "	47.1 lbs.	\$313.55
20121LFS00	19 ³ / ₁₆ "	x ³ / ₄ "	x121 ¹ / ₈ "	52.6 lbs.	\$313.55
24121LFS00	23 ³ / ₁₆ "	x ³ / ₄ "	x121 ¹ / ₈ "	63.6 lbs.	\$337.10
26121LFS00	25 ³ / ₁₆ "	x ³ / ₄ "	x121 ¹ / ₈ "	69.1 lbs.	\$368.55
30121LFS00	29 ³ / ₁₆ "	x ³ / ₄ "	x121 ¹ / ₈ "	80 lbs.	\$407.60
32121LFS00	31 ³ / ₁₆ "	x ³ / ₄ "	x121 ¹ / ₈ "	85.5 lbs.	\$407.60
36121LFS00	35 ³ / ₁₆ "	x ³ / ₄ "	x121 ¹ / ₈ "	96.5 lbs.	\$407.60

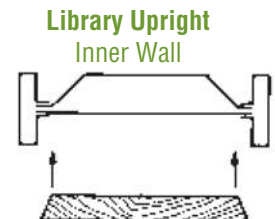
Laminated Filler Panel ships with closed T upright attached. Depth is flush with T post.



Panel adds 1" on each end.



Closed T Upright
Laminated Filler Panel
(Top View)



Library Upright
Inner Wall
Laminated Filler Panel
(Top View)

LAMINATED END PANELS

ITEM NUMBER	W D H	WT.	PRICE
0940LEP00	9"x3/4"x40 1/4"	8.2 lbs.	\$196.05
1040LEP00	10"x3/4"x40 1/4"	9.1 lbs.	\$196.05
1240LEP00	12"x3/4"x40 1/4"	10.9 lbs.	\$196.05
1340LEP00	13"x3/4"x40 1/4"	11.9 lbs.	\$208.00
1540LEP00	15"x3/4"x40 1/4"	13.7 lbs.	\$208.00
1640LEP00	16"x3/4"x40 1/4"	14.6 lbs.	\$208.00
1840LEP00	18"x3/4"x40 1/4"	16.4 lbs.	\$228.00
2040LEP00	20"x3/4"x40 1/4"	18.2 lbs.	\$228.00
2440LEP00	24"x3/4"x40 1/4"	21.9 lbs.	\$228.00
2640LEP00	26"x3/4"x40 1/4"	23.7 lbs.	\$263.95
3040LEP00	30"x3/4"x40 1/4"	27.3 lbs.	\$263.95
3240LEP00	32"x3/4"x40 1/4"	29.2 lbs.	\$263.95
3640LEP00	36"x3/4"x40 1/4"	32.8 lbs.	\$263.95

ITEM NUMBER	W D H	WT.	PRICE
0964LEP00	9"x3/4"x64 1/4"	13.1 lbs.	\$243.90
1064LEP00	10"x3/4"x64 1/4"	14.6 lbs.	\$243.90
1264LEP00	12"x3/4"x64 1/4"	17.5 lbs.	\$243.90
1364LEP00	13"x3/4"x64 1/4"	18.9 lbs.	\$268.00
1564LEP00	15"x3/4"x64 1/4"	21.8 lbs.	\$268.00
1664LEP00	16"x3/4"x64 1/4"	23.3 lbs.	\$268.00
1864LEP00	18"x3/4"x64 1/4"	26.2 lbs.	\$323.85
2064LEP00	20"x3/4"x64 1/4"	29.1 lbs.	\$323.85
2464LEP00	24"x3/4"x64 1/4"	34.9 lbs.	\$323.85
2664LEP00	26"x3/4"x64 1/4"	37.8 lbs.	\$407.95
3064LEP00	30"x3/4"x64 1/4"	43.6 lbs.	\$407.95
3264LEP00	32"x3/4"x64 1/4"	46.6 lbs.	\$407.95
3664LEP00	36"x3/4"x64 1/4"	52.4 lbs.	\$407.95

ITEM NUMBER	W D H	WT.	PRICE
0976LEP00	9"x3/4"x76 1/4"	15.5 lbs.	\$243.90
1076LEP00	10"x3/4"x76 1/4"	17.3 lbs.	\$243.90
1276LEP00	12"x3/4"x76 1/4"	20.7 lbs.	\$243.90
1376LEP00	13"x3/4"x76 1/4"	22.4 lbs.	\$268.00
1576LEP00	15"x3/4"x76 1/4"	25.9 lbs.	\$268.00
1676LEP00	16"x3/4"x76 1/4"	27.6 lbs.	\$268.00
1876LEP00	18"x3/4"x76 1/4"	31.1 lbs.	\$323.85
2076LEP00	20"x3/4"x76 1/4"	34.5 lbs.	\$323.85
2476LEP00	24"x3/4"x76 1/4"	41.4 lbs.	\$323.85
2676LEP00	26"x3/4"x76 1/4"	44.9 lbs.	\$407.95
3076LEP00	30"x3/4"x76 1/4"	51.8 lbs.	\$407.95
3276LEP00	32"x3/4"x76 1/4"	55.2 lbs.	\$407.95
3676LEP00	36"x3/4"x76 1/4"	62.1 lbs.	\$407.95

ITEM NUMBER	W D H	WT.	PRICE
0985LEP00	9"x3/4"x85 1/4"	17.4 lbs.	\$243.90
1085LEP00	10"x3/4"x85 1/4"	19.3 lbs.	\$243.90
1285LEP00	12"x3/4"x85 1/4"	23.2 lbs.	\$243.90
1385LEP00	13"x3/4"x85 1/4"	25.1 lbs.	\$268.00
1585LEP00	15"x3/4"x85 1/4"	29 lbs.	\$268.00
1685LEP00	16"x3/4"x85 1/4"	30.9 lbs.	\$268.00
1885LEP00	18"x3/4"x85 1/4"	34.7 lbs.	\$323.85
2085LEP00	20"x3/4"x85 1/4"	38.6 lbs.	\$323.85
2485LEP00	24"x3/4"x85 1/4"	46.3 lbs.	\$323.85
2685LEP00	26"x3/4"x85 1/4"	50.2 lbs.	\$407.95
3085LEP00	30"x3/4"x85 1/4"	57.9 lbs.	\$407.95
3285LEP00	32"x3/4"x85 1/4"	61.8 lbs.	\$407.95
3685LEP00	36"x3/4"x85 1/4"	69.5 lbs.	\$407.95

ITEM NUMBER	W D H	WT.	PRICE
0988LEP00	9"x3/4"x88 1/4"	18 lbs.	\$243.90
1088LEP00	10"x3/4"x88 1/4"	20 lbs.	\$243.90
1288LEP00	12"x3/4"x88 1/4"	24 lbs.	\$243.90
1388LEP00	13"x3/4"x88 1/4"	26 lbs.	\$268.00
1588LEP00	15"x3/4"x88 1/4"	30 lbs.	\$268.00
1688LEP00	16"x3/4"x88 1/4"	32 lbs.	\$268.00
1888LEP00	18"x3/4"x88 1/4"	36 lbs.	\$323.85
2088LEP00	20"x3/4"x88 1/4"	40 lbs.	\$323.85
2488LEP00	24"x3/4"x88 1/4"	48 lbs.	\$323.85
2688LEP00	26"x3/4"x88 1/4"	51.9 lbs.	\$407.95
3088LEP00	30"x3/4"x88 1/4"	59.9 lbs.	\$407.95
3288LEP00	32"x3/4"x88 1/4"	63.9 lbs.	\$407.95
3688LEP00	36"x3/4"x88 1/4"	71.9 lbs.	\$407.95


LAMINATED END PANELS

ITEM NUMBER	W D H	WT.	PRICE
0997LEP00	9"x3/4"x97 1/4"	19.8 lbs.	\$263.95
1097LEP00	10"x3/4"x97 1/4"	22 lbs.	\$263.95
1297LEP00	12"x3/4"x97 1/4"	26.4 lbs.	\$263.95
1397LEP00	13"x3/4"x97 1/4"	28.6 lbs.	\$299.90
1597LEP00	15"x3/4"x97 1/4"	33 lbs.	\$299.90
1697LEP00	16"x3/4"x97 1/4"	35.2 lbs.	\$299.90
1897LEP00	18"x3/4"x97 1/4"	39.6 lbs.	\$371.90
2097LEP00	20"x3/4"x97 1/4"	44 lbs.	\$371.90
2497LEP00	24"x3/4"x97 1/4"	52.8 lbs.	\$371.90
2697LEP00	26"x3/4"x97 1/4"	57.2 lbs.	\$439.90
3097LEP00	30"x3/4"x97 1/4"	66.1 lbs.	\$439.90
3297LEP00	32"x3/4"x97 1/4"	70.5 lbs.	\$439.90
3697LEP00	36"x3/4"x97 1/4"	79.3 lbs.	\$439.90

ITEM NUMBER	W D H	WT.	PRICE
09100LEP00	9"x3/4"x100 1/4"	20.4 lbs.	\$263.95
10100LEP00	10"x3/4"x100 1/4"	22.7 lbs.	\$263.95
12100LEP00	12"x3/4"x100 1/4"	27.2 lbs.	\$263.95
13100LEP00	13"x3/4"x100 1/4"	29.5 lbs.	\$299.90
15100LEP00	15"x3/4"x100 1/4"	34 lbs.	\$299.90
16100LEP00	16"x3/4"x100 1/4"	36.3 lbs.	\$299.90
18100LEP00	18"x3/4"x100 1/4"	40.9 lbs.	\$371.85
20100LEP00	20"x3/4"x100 1/4"	45.4 lbs.	\$371.85
24100LEP00	24"x3/4"x100 1/4"	54.5 lbs.	\$371.85
26100LEP00	26"x3/4"x100 1/4"	59 lbs.	\$439.90
30100LEP00	30"x3/4"x100 1/4"	68.1 lbs.	\$439.90
32100LEP00	32"x3/4"x100 1/4"	72.6 lbs.	\$439.90
36100LEP00	36"x3/4"x100 1/4"	81.7 lbs.	\$439.90

ITEM NUMBER	W D H	WT.	PRICE
09121LEP00	9"x3/4"x121 1/4"	24.7 lbs.	\$283.90
10121LEP00	10"x3/4"x121 1/4"	27.5 lbs.	\$283.90
12121LEP00	12"x3/4"x121 1/4"	32.9 lbs.	\$283.90
13121LEP00	13"x3/4"x121 1/4"	35.7 lbs.	\$331.85
15121LEP00	15"x3/4"x121 1/4"	41.2 lbs.	\$331.85
16121LEP00	16"x3/4"x121 1/4"	43.9 lbs.	\$331.85
18121LEP00	18"x3/4"x121 1/4"	49.4 lbs.	\$419.75
20121LEP00	20"x3/4"x121 1/4"	54.9 lbs.	\$419.75
24121LEP00	24"x3/4"x121 1/4"	65.9 lbs.	\$419.75
26121LEP00	26"x3/4"x121 1/4"	71.4 lbs.	\$511.70
30121LEP00	30"x3/4"x121 1/4"	82.4 lbs.	\$511.70
32121LEP00	32"x3/4"x121 1/4"	87.8 lbs.	\$511.70
36121LEP00	36"x3/4"x121 1/4"	98.8 lbs.	\$511.70

Laminated End Panel with closed L upright.
Attached by installer.



Panel adds 3/4" on each end.



Laminated End Panel
(Top View)



Laminated End Panel
(Top View)

Laminate end panels are not attached for shipping.
Hardware not included.

NOTES



Sliding Door



Quik-Door™



Quik-Roll™ Door



Gun Racks



Bin Dividers



Retractable Door



Aurora Storage Products, Inc.
600 South Lake Street • Aurora, IL 60506
Ph: 630-897-6951 • Fax: 630-897-6994
Toll Free: 800-277-1699
www.aurorastorage.com

All Rights Reserved Copyright © 2017
QLP1-17



For more information go to:
<http://www.aurorastorage.com/>

For design assistance:
designsupport@aurorastorage.com